

Step2 488399, 4883V9

Step2 Fun with Friends Kids Kitchen Playset User Manual

Model: 488399, 4883V9

INTRODUCTION

The Step2 Fun with Friends Kids Kitchen Playset is an interactive kitchenette designed for toddlers aged 2 years and older. This playset encourages imaginative role-play, social skill development, and helps children understand real-life situations through play. It features a realistic molded-in sink with faucet, countertop, refrigerator, pod coffee machine, and an oven with functional doors.

This kitchen set is lightweight and compact, making it suitable for various indoor and outdoor spaces. It is constructed from durable, double-walled plastic designed to resist chipping, fading, cracking, or peeling, ensuring long-lasting use.



Image: The Step2 Fun with Friends Kids Kitchen Playset in pink, shown with two children playing and a full display of the included 25-piece accessory set.

SAFETY INFORMATION

WARNING: CHOKING HAZARD - Small parts. Sharp points. Adult assembly required.

Always supervise children during play. Ensure all parts are securely assembled before allowing children to use the playset.

WHAT'S IN THE BOX

Your Step2 Fun with Friends Kids Kitchen Playset includes the following components:

- One (1) Play Kitchen unit
- One (1) 25-piece accessory set, including:
 - Dishes
 - Utensils
 - Cookware (pots, pans)
 - Coffee pot
 - Other accessories (e.g., salt/pepper shakers, food items as depicted)

Note: Food models and AA batteries for the stove burner are not included.



Image: The Step2 Fun with Friends Kids Kitchen Playset with a detailed view of the 25-piece accessory set, including various dishes, utensils, and cookware.

SETUP AND ASSEMBLY

Adult assembly is required for this playset. Please ensure all included assembly hardware is present before beginning. For detailed step-by-step instructions, refer to the official Installation Manual PDF available online.

Important: Follow all instructions carefully to ensure the playset is stable and safe for use.

Kid Powered Fun!

Learn through Play!



Image: Two children engaging with the Step2 Fun with Friends Kids Kitchen Playset, demonstrating the assembled unit in a play environment.

OPERATING INSTRUCTIONS

Interactive Features:

- **Stove Burner Lights and Sounds:** The electric stove burner features realistic lights and cooking sounds. To activate these features, two (2) "AA" batteries (not included) are required. Insert batteries into the designated compartment, typically located underneath or near the burner.
- **Clicking Knobs:** The playset includes knobs that produce a clicking sound when turned, adding to the realistic play experience.
- **Functional Doors:** The refrigerator and oven doors are designed to open and close, allowing for interactive storage and pretend cooking.
- **Molded-in Sink and Faucet:** The sink area includes a molded-in faucet for pretend water play.
- **Pod Coffee Machine:** A built-in pod coffee machine enhances the role-play experience.

✓ **Realistic
Lights**



Click!
Click!!



Sizzle
Sizzle

Play
Together!



✓ **Interactive
Sounds**



*** Stovetop requires 2AA Batteries
Not Included**

Image: A close-up view of the stovetop area of the playset, highlighting the realistic lights and interactive cooking sounds feature.



Image: Multiple close-up views showcasing various interactive elements of the playset, such as the kitchen sink, stovetop, oven, microwave, and refrigerator.

MAINTENANCE AND CLEANING

To maintain a sanitary play environment and prolong the life of your playset, regular cleaning is recommended.

- **Cleaning Surfaces:** Use disinfectant wipes or standard household cleaners to wipe down all plastic surfaces.
- **Accessory Storage:** When playtime is over, all accessories can be neatly packed and stored within the kitchen unit itself, helping to keep the play area organized.
- **Durability:** The playset's double-walled plastic construction is designed to prevent chipping, fading, cracking, or peeling of colors.

Collaborative Play

★ For multiple Chefs!

★ Easy to Clean!

★ Durable!
Won't chip, crack, or fade



Image: Three children engaged in collaborative play around the Step2 Fun with Friends Kids Kitchen Playset, illustrating its suitability for multiple users and ease of cleaning.

TROUBLESHOOTING

Stove Burner Lights/Sounds Not Working:

- **Check Batteries:** Ensure two (2) "AA" batteries are correctly installed.
- **Replace Batteries:** If batteries are old or depleted, replace them with new ones.
- **Battery Orientation:** Verify that the batteries are inserted with the correct polarity (+/-).

If issues persist after checking batteries, please refer to the manufacturer's support information.

SPECIFICATIONS

Product Dimensions (H x W x D)	40.88" x 35.75" x 12.5" (103.8 cm x 90.8 cm x 31.8 cm)
Item Weight	22.9 pounds (10.4 kg)
Model Number	488399, 4883V9

Manufacturer Recommended Age	24 months - 10 years
Material	Double-walled plastic construction
Batteries Required	2 "AA" batteries (for stove burner lights/sounds, not included)









Image: The Step2 Fun with Friends Kids Kitchen Playset displaying its overall dimensions and weight, with a child for scale.

MANUFACTURER SUPPORT

For further assistance, warranty information, or to report any issues, please contact Step2 customer service directly. Refer to the product packaging or the official Step2 website for contact details.

You can also find the official Installation Manual (PDF)[here](#).

	<p>Step2 Fun with Friends Kitchen Assembly and Safety Instructions</p> <p>Comprehensive guide for assembling and safely using the Step2 Fun with Friends Kitchen. Includes safety warnings, cleaning instructions, and parts identification.</p>
	<p>Step2 Fun With Friends Kitchen Assembly and Safety Guide</p> <p>Step-by-step assembly instructions and safety guide for the Step2 Fun With Friends Kitchen toy. Includes detailed textual descriptions of diagrams, parts identification, and essential safety information for parents and children.</p>
	<p>Step2 Double Showers Splash Water Table: Assembly & Safety Guide (Model 421500)</p> <p>Comprehensive assembly instructions, safety warnings, and care guide for the Step2 Double Showers Splash Water Table (Model 421500). Includes details on adult supervision, cleaning, and product specifications.</p>
	<p>Step2 Neat & Tidy Cottage Homestyle Edition Assembly Instructions</p> <p>Comprehensive assembly instructions for the Step2 Neat & Tidy Cottage Homestyle Edition playhouse. Includes a list of parts, hardware, and step-by-step visual guides for assembly. Features multilingual support and tips for installation.</p>
	<p>Step2 Adventure Camper 4205 Assembly Instructions and Safety Guide</p> <p>Detailed assembly instructions, safety guidelines, and operational information for the Step2 Adventure Camper (Model 4205). This guide covers setup, warnings, maintenance, and part identification for safe play.</p>
	<p>Step2 Putt & Splash Center Assembly Instructions and Safety Guide</p> <p>Comprehensive assembly instructions and safety guidelines for the Step2 Putt & Splash Center, designed for children aged 1.5 years and up. Learn how to safely assemble, clean, and use the water play center.</p>



[Step2 Fun With Friends Kitchen Assembly and Safety Guide](#)

Step-by-step assembly instructions and safety guide for the Step2 Fun With Friends Kitchen toy. Includes detailed textual descriptions of diagrams, parts identification, and essential safety information for parents and children.

lang:en score:42 filesize: 12.86 M page_count: 8 document date: 2022-05-25



[\[pdf\] Instructions Accessories](#)

Download Instructions Fun With Friends Kitchen™ Tan Parts from Step2 488599 assembly step2 media s
|||

4883 / 4884 / 4885 FUN WITH FRIENDS KITCHENTM 4960 GRAND DELIGHTS
PLAY KITCHENTM The Step2 Company ... L T1 T2 T3 T4 T5 K1 A1 N H C R K2 A2
Q E D P B J2 F O G J1 S [www.step2.com/survey/ partnumber=488399](http://www.step2.com/survey/partnumber=488399) 6

THESTEP2COMPANY #STEP2KIDS Conu pour une utilisation par des enfants de 2
ans et plus...

lang:en score:33 filesize: 12.7 M page_count: 8 document date: 2021-03-25



[\[pdf\] Instructions Accessories](#)

WARNING Step2 193857E01B 3 25 2021 4883 4884 4885 FUN WITH ACCORDANCE THE
INSTRUCTIONS MAY CAUSE HARMFUL INTERFERENCE TO RADIO 3041266 secure img1 fg wfcdn
docresources 512240000 304

4885 / 4884 / 4883 Fun with Friends KitchenTM For assistance or replacement parts
please contact: T ... with great products. To participate, please visit our website at:

[www.step2.com/survey/ partnumber=488399](http://www.step2.com/survey/partnumber=488399) Thank you for your time, Your friends at
Step2. 6 Conu pour une utilisation par des enfant...

lang:en score:29 filesize: 12.52 M page_count: 8 document date: 2019-03-20



[pdf] Instructions

Fun with Friends The Step2 Company LLC Kitchen DIT PRODUCT VÓÓR ELK GEBRUIK
INSPECTEREN DRAAI VERBINDINGEN GOED VAST EN VERVANG BESCHADIGDE OF VERSLETEN
COMPONENTEN NEEM CONTACT MET DE STEP2 COMPANY VOOR VERVANGINGSONDERDELEN
PLAKPLAATJE AANBRENGEN Reinig en droog het gebied grondig Centreer plakplaatje in Pas druk toe
vanuit midden naar de buitenrand A1yPYEZLAL images na ssl amazon I Kitchen™ ACCORDANCE
WITH THE INSTRUCTIONS MAY CAUSE HARMFUL INTERFERENCE TO RADIO COMMUNICATIONS
HOWEVER THERE aufbauanleitung kinder kueche 4005022301 moebelix a bigcontent io v1 static

Pli4KILES1fYgfPNm68BQwdg

4885 / 4884 / 4883 Fun with Friends Kitchen™ For assistance or replacement parts
please contact: T ... with great products. To participate, please visit our website at:
www.step2.com/survey/ partnumber=**488399** Thank you for your time, Your friends at
Step2. 8 ...

lang:en score:24 filesize: 1.94 M page_count: 8 document date: 2018-04-10



[pdf] Instructions Accessories

496000 assembly images step2 media s |||

4885 4884 4883 FUN WITH FRIENDS KITCHENTM 4960 GRAND DELIGHTS PLAY
KITCHENTM For assistance or repl ... with great products. To participate, please visit
our website at: www.step2.com/survey/ partnumber=**488399** Thank you for your time,
Your friends at Step2. 6 Conu pour une utilisation par des enfant...

lang:en score:19 filesize: 6.01 M page_count: 8 document date: 2019-06-06



[pdf] Instructions

Untitled Fun with Friends The Step2 Company LLC Kitchen step2 fun friends kitchen amenities to the
modern detailing and working appliance doors is a cozy play packed tons of kid friendly functionality!
online store for each every occasion original media s bol mEAm96lnE3 |||
4885 / 4884 / 4883 Fun with Friends Kitchen™ For assistance or replacement parts
please contact: T ... with great products. To participate, please visit our website at:
www.step2.com/survey/ partnumber=**488399** Thank you for your time, Your friends at
Step2. 8 ...

lang:en score:19 filesize: 1.74 M page_count: 8 document date: 2021-04-21



[pdf] Instructions Accessories

Untitled Go Now The Step2 Company Replacement Parts Url media s bol R4w2KDMJARY original ||| 4889 / 4888 / 8680 8679 / 7842 Great Gourmet Kitchen™ For assistance or replacement parts please c ... with great products. To participate, please visit our website at: www.step2.com/survey/ partnumber=**488399** Thank you for your time, Your friends at Step2. 12 ...

lang:en score:19 filesize: 2.09 M page_count: 12 document date: 2020-04-24



[pdf] Instructions Accessories

Great Gourmet Kitchen™ bb3a30b6 2fe0 41f7 981f f459b57860d8 files bbystatic voUeT2

8K0mRS6pdTY6xTw

4889 / 4888 / 8680 8679 / 7842 Great Gourmet Kitchen™ For assistance or replacement parts please c ... with great products. To participate, please visit our website at: www.step2.com/survey/ partnumber=**488399** Thank you for your time, Your friends at Step2. 12 ...

lang:en score:14 filesize: 4.1 M page_count: 12 document date: 2018-05-07