

Manuals+

[Q & A](#) | [Deep Search](#) | [Upload](#)

manuals.plus /

- › [Hot Wheels](#) /
- › [Hot Wheels FTB66 City Mega Car Wash Connectable Play Set Instruction Manual](#)

Hot Wheels FTB66

Hot Wheels FTB66 City Mega Car Wash Connectable Play Set Instruction Manual

Model: FTB66

1. PRODUCT OVERVIEW

The Hot Wheels FTB66 City Mega Car Wash is a connectable play set designed for interactive car play. It features an automatic conveyor belt, color-changing technology for Hot Wheels Color Shifters cars, and a spill-proof design for water play. This set can be connected to other Hot Wheels track sets to expand your play world.



Image 1: Overview of the Hot Wheels City Mega Car Wash Play Set.

2. SETUP INSTRUCTIONS

Follow these steps to assemble your Hot Wheels City Mega Car Wash Play Set:

- Unpack Components:** Carefully remove all parts from the packaging. Ensure all pieces are present according to the product diagram.
- Connect Base Sections:** Assemble the main base sections of the car wash. The set features multiple connector points for easy attachment.
- Attach Car Wash Structure:** Securely attach the central car wash structure, including the automatic conveyor belt mechanism.
- Install Water Tank and Dunk Tank:** Place the red water tank at the top of the car wash and the clear

dunk tank at the end of the conveyor belt.

5. **Fill Water Tanks:** Fill the red water tank with warm water. The clear dunk tank should also be filled with water for the color change feature.



Image 2: Visual guide to the main components of the car wash set.

3. OPERATING INSTRUCTIONS

Experience the full features of your Mega Car Wash with these operating steps:

1. **Initiate Car Wash:** Place a Hot Wheels car (preferably a Color Shifters car for best effect) at the entrance of the car wash. Pull the handle back to engage the automatic conveyor belt, moving the car through the wash.
2. **Warm Water Color Change:** As the car moves through the initial section, squeeze warm water from the designated dispenser onto the Color Shifters car. Observe the magical color transformation.



Image 3: Demonstrating the warm water squeeze feature for color change.

3. **Dunk Tank Transformation:** After the initial wash, the car will descend into the dunk tank. This provides another opportunity for a color change transformation, especially if using a Color Shifters car.



Image 4: A Hot Wheels car submerged in the dunk tank for a second color change.

4. **Drying Fan:** Raise the car from the dunk tank and position it under the fan. Spin the fan to simulate drying the vehicle.
5. **Connectability:** The Mega Car Wash features multiple connector points, allowing it to easily attach to other Hot Wheels track sets for expanded play scenarios.

4. MAINTENANCE

To ensure the longevity and proper function of your Hot Wheels City Mega Car Wash, follow these maintenance guidelines:

- **Water Drainage:** After each play session, drain all water from the tanks and components to prevent mold or mildew buildup.
- **Cleaning:** Wipe down all surfaces with a damp cloth. For stubborn dirt, use mild soap and water. Rinse thoroughly.
- **Drying:** Allow all parts to air dry completely before storing to prevent damage.
- **Storage:** Store the play set in a clean, dry place away from direct sunlight and extreme temperatures.

5. TROUBLESHOOTING

If you encounter any issues with your Hot Wheels City Mega Car Wash, please refer to the following common

solutions:

- **Conveyor Belt Not Moving:** Ensure no debris is obstructing the belt mechanism. Check that the handle is being pulled fully.
- **Color Change Not Working:** Verify that you are using Hot Wheels Color Shifters cars. Ensure the water used for color change is at the appropriate temperature (warm for initial change, cold for reverse change if applicable to the specific car).
- **Water Leaks:** Check all connections and ensure they are securely fastened. The design is spill-proof, but loose connections can cause minor leaks.

For further assistance, please contact Hot Wheels customer support.

6. SPECIFICATIONS

Feature	Detail
Product Dimensions	12.01 x 22.05 x 5.71 inches
Item Weight	1.34 pounds
Model Number	FTB66
Manufacturer Recommended Age	0 months and up (Note: Always supervise young children during play)
Batteries	1 Product Specific batteries required (not included)
Release Date	February 1, 2019
Manufacturer	Mattel

7. SAFETY INFORMATION

Please observe the following safety guidelines during use:







- Always supervise children during water play to prevent accidents.
- Ensure all small parts are securely attached to prevent choking hazards for very young children.
- Do not use water that is too hot, as it may cause burns. Use warm water as instructed.
- Keep the play set away from electrical outlets and devices when using water.

For additional safety information, please refer to the product packaging.

8. WARRANTY AND SUPPORT

Specific warranty details and customer support contact information are typically provided on the product packaging or through the manufacturer's official website. Please refer to those resources for the most up-to-date information.

Related Documents - FTB66

	<p>Hot Wheels Color Shifters Mega Car Wash Instructions</p> <p>Detailed instructions for the Hot Wheels Color Shifters Mega Car Wash playset, covering setup, play features, color-changing mechanics, storage, and connectivity to other Hot Wheels sets. Includes safety notes and product information.</p>
	<p>Hot Wheels City Playset: Assembly and Play Guide</p> <p>Step-by-step instructions for assembling and playing with the Hot Wheels City playset (Model HDP04-4B70G2). Includes battery installation, play features, and safety warnings. Suitable for ages 4-8.</p>
	<p>Hot Wheels Mega Loop Mayhem Instructions and Assembly Guide</p> <p>Comprehensive instructions for assembling and playing with the Hot Wheels Mega Loop Mayhem track set, including battery installation, safety information, and operating tips.</p>
	<p>Hot Wheels City Color Shifters Tunnel Twist Car Wash Playset Instructions</p> <p>Detailed instructions for assembling and playing with the Hot Wheels City Color Shifters Tunnel Twist Car Wash playset. Learn how to use warm and icy water to change car colors and operate the car wash features.</p>
	<p>Hot Wheels Mega Tower Car Wash Color Shifters Playset Instructions</p> <p>Detailed instructions for the Hot Wheels Mega Tower Car Wash playset (HDP05-4B70), featuring Color Shifters technology for interactive water play. Learn assembly, operation, and storage.</p>
	<p>Hot Wheels City Mega Garage Playset Assembly and Play Instructions</p> <p>Comprehensive instructions for assembling and playing with the Hot Wheels City Mega Garage playset. Includes assembly steps, play features, and compatibility information.</p>