



Manuals.plus /

› iCarsoft /

› iCarsoft M900 V2.0 Diagnostic Scan Tool User Manual for Mercedes-Benz/Sprinter

iCarsoft M900 V2.0

iCarsoft M900 V2.0 Diagnostic Scan Tool User Manual

Model: M900 V2.0

1. INTRODUCTION

The iCarsoft M900 V2.0 is a professional multi-system car diagnostic tool designed for Mercedes-Benz, Sprinter, and Smart vehicles. It provides comprehensive diagnostic functions for various vehicle systems and offers essential reset services. This manual provides instructions for setting up, operating, maintaining, and troubleshooting your device.

2. SETUP

2.1 Unboxing the Device

Carefully unpack the contents of the iCarsoft M900 V2.0 package. Ensure all items are present:

- iCarsoft M900 V2.0 Diagnostic Scan Tool
- Main OBD2 Cable
- PC Connecting Cable (USB to USB-C)
- USB Drive (for software updates)
- User's Manual
- Nylon Carry Case

Package include



Image: The iCarsoft M900 V2.0 package contents, showing the diagnostic tool, main OBD2 cable, PC connecting cable, USB drive, user manual, and nylon carry case.

2.2 Connecting to Your Vehicle

1. Locate the OBD2 port in your vehicle. This is typically found under the dashboard on the driver's side.
2. Connect the main OBD2 cable to the diagnostic tool.
3. Plug the other end of the main OBD2 cable into your vehicle's OBD2 port.
4. The device will power on automatically as it draws power directly from the vehicle's OBD2 port.

3. OPERATING INSTRUCTIONS

3.1 Navigating the Interface

The iCarsoft M900 V2.0 features a 4.0" TFT LCD screen and physical buttons for navigation. Use the directional buttons to move through menus and the 'Enter' button to select options. The 'Back' button returns to the previous screen.



Image: The iCarsoft M900 V2.0 diagnostic tool, highlighting its screen and navigation buttons.

3.2 Full System Diagnosis

The tool can perform an in-depth scan of all major systems and subsystems in your Mercedes-Benz, Sprinter, or Smart vehicle. This includes:

- Engine
- Transmission
- ABS (Anti-lock Braking System)
- Airbag (SRS)
- Battery & Charging System
- Brake System
- Air Conditioning
- TPMS (Tire Pressure Monitoring System)
- And more.

iCarsoft M900 V2.0

In-Depth Diagnosis For Full System & Subsystem

Efficiently decode both generic and make-specific codes.

Image: A visual representation of the M900 V2.0's capability to diagnose multiple vehicle systems, including engine, ABS, SRS, transmission, and more.

3.3 Reading and Clearing Fault Codes

The device allows you to read both generic and manufacturer-specific diagnostic trouble codes (DTCs) from various systems. After addressing the underlying issue, you can use the tool to clear the fault codes and turn off warning lights.

Advanced OBD2 Diagnostics Functions

Optimizing vehicle engine performance



Read Codes



Clear Code



I/M Readiness



O2 Sensor Test



VIN & CVN



E. VAP System
Test



Read & Clear
Freeze Frame



Graphic
Live Data



On-Board
Monitoring

More
...



Image: The scanner's screen showing options for advanced OBD2 diagnostics, such as reading and clearing codes, I/M readiness, and O2 sensor tests.

3.4 Viewing Live Data

Monitor real-time vehicle data in graphical form. The tool can display up to 78 parameters, such as MAF (Mass Air Flow), fuel trim, and boost pressure. This feature is useful for diagnosing intermittent issues and comparing data to factory specifications.

7 Essential Reset Services

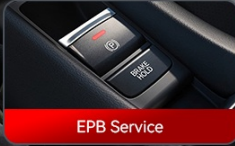
Skip the \$200 shop fee – reset critical systems yourself



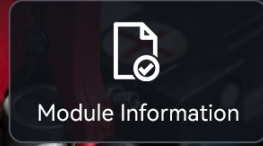
Oil Reset Service



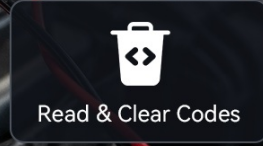
DP Service



EPB Service



Module Information



Read & Clear Codes



ETC Reset




ABS Bleeding




SAS Service



Injector Coding



Full Systems Diagnosis



Live Data

Important notice: Reset services available differ among models. Not every listed reset service is applicable. Reach out with your VIN to verify compatibility before purchasing.

Image: The diagnostic tool displaying live data in a graphical format, useful for monitoring various engine parameters.

3.5 Special Functions and Reset Services

The M900 V2.0 supports several professional service functions. **Note:** Availability of these services may differ among specific vehicle models. Always verify compatibility with your vehicle's VIN before performing any reset.

- **Oil Reset Service:** Resets the oil service light.
- **SAS (Steering Angle Sensor) Calibration:** Calibrates the steering angle sensor.
- **EPB (Electronic Parking Brake) Reset:** Resets the electronic parking brake system.
- **ETC (Electronic Throttle Control) Reset:** Resets the electronic throttle control system.
- **ABS Bleeding:** Performs ABS bleeding procedures.
- **Injector Coding:** Codes new injector numbers into the ECU.
- **Battery Registration:** Registers new battery replacements.
- **I/M Readiness:** Checks the readiness of emission-related monitors.
- **Freeze Frame:** Displays a snapshot of vehicle conditions when a fault code was stored.
- **On-Board Monitoring:** Monitors various vehicle components and systems.

7 Essential Reset Services

Skip the \$200 shop fee – reset critical systems yourself



Oil Reset Service



ABS Bleeding




Injector Coding



EPB Reset



ETC Reset



SAS Service



DP Service

More
...

Important notice: Reset services available differ among models. Not every listed reset service is applicable. Reach out with your VIN to verify compatibility before purchasing.

Image: Icons representing various reset services available, such as Oil Reset, ABS Bleeding, and EPB Reset.

Advanced ABS Scan Tool & ABS Bleeding Tool



Image: The scanner demonstrating its use for advanced ABS diagnostics and bleeding procedures.

3.6 Battery Test

The tool can display real-time battery voltage and assess battery health, indicating conditions such as 'Too Low', 'Normal', 'Slightly Low', or 'Too High'.

Are You Ready for Annual Test?

I/M Readiness helps you pass smog check easily
and extend engine life



View Data		1/118
Fuel system 1 status		N/A
Fuel system 2 status		N/A
Calculated LOAD Value		20.0 %
Engine Coolant Temperature		130 ° C
Short Term Fuel Trim B1		-60.2 %

Image: The diagnostic tool displaying I/M Readiness status, indicating vehicle's emission system readiness.

3.8 Printing Diagnostic Reports

Diagnostic reports can be printed for record-keeping or sharing with technicians. Connect the device to a computer using the provided PC connecting cable to access and print reports.

4. MAINTENANCE

4.1 Software Updates

iCarsoft provides lifetime free software updates for the M900 V2.0. Regular updates are crucial to ensure compatibility with newly added car models and to resolve any potential software issues. Use the provided USB drive and PC connecting cable to perform updates via a computer running Windows 10.

Important: If you encounter link prompts, compatibility prompts, or feature prompts, update your scanner to the latest operating system. Car brands frequently update their vehicle systems, requiring diagnostic devices to be updated for continued compatibility and full functionality.

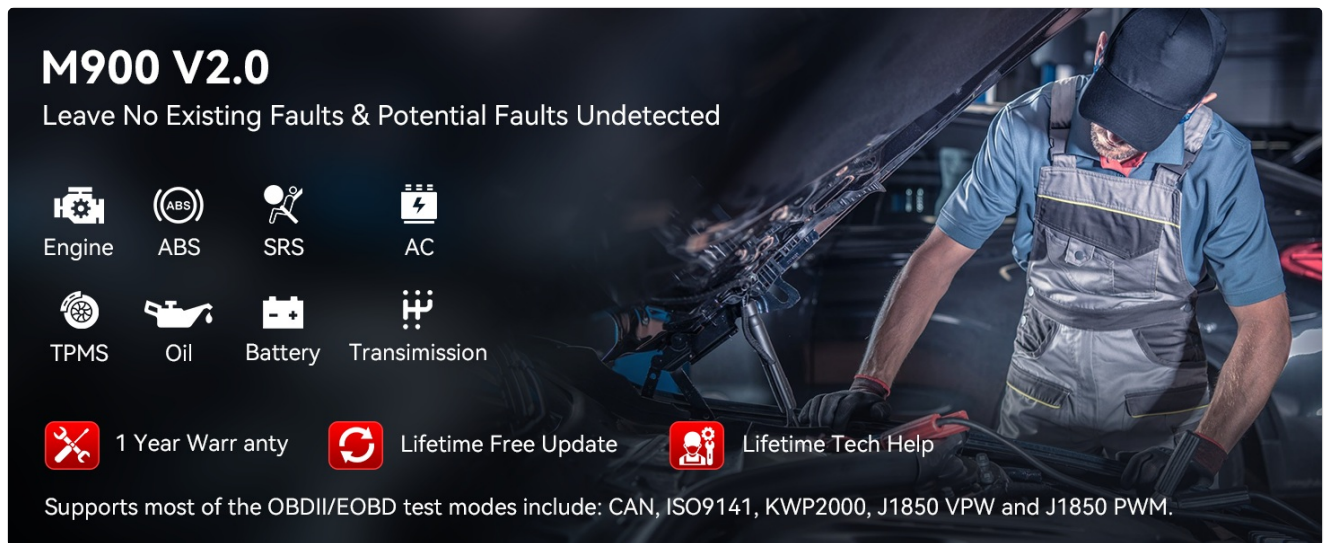
4.2 Cleaning and Storage

Clean the device with a soft, dry cloth. Avoid using harsh chemicals or abrasive cleaners. Store the scanner and its accessories in the provided nylon carry case when not in use to protect it from dust and damage.

5. TROUBLESHOOTING

If you experience any issues with your iCarsoft M900 V2.0, consider the following:

- **Device Not Powering On:** Ensure the OBD2 cable is securely connected to both the scanner and the vehicle's OBD2 port. Verify the vehicle's ignition is on (or in accessory mode).
- **Compatibility Issues or Feature Prompts:** As mentioned in the Maintenance section, perform a software update. Vehicle systems are constantly evolving, and updates ensure your scanner remains fully functional and compatible.
- **Inaccurate Readings or Persistent Codes:** Double-check the connection. Ensure the vehicle's battery is adequately charged. If issues persist, consult the detailed user manual or contact iCarsoft support.



M900 V2.0
Leave No Existing Faults & Potential Faults Undetected

Engine ABS SRS AC
TPMS Oil Battery Transmission

1 Year Warranty Lifetime Free Update Lifetime Tech Help

Supports most of the OBDII/EOBD test modes include: CAN, ISO9141, KWP2000, J1850 VPW and J1850 PWM.

Image: The scanner's user-friendly interface, designed to simplify diagnostics even for beginners.

6. SPECIFICATIONS

Feature	Specification
Model	M900 V2.0
Brand	iCarsoft
Screen Size	4.0 inches TFT LCD
Native Resolution	480x320 pixels
Power Source	Vehicle OBD2 Port (Adapter)
Operating System (for updates)	Windows 10
Supported Protocols	OBDII/EOBD Ten Modes, CAN, ISO9141, KWP2000, J1850 VPW, J1850 PWM
Dimensions	8.11 x 4.1 x 1.28 inches (approximate, based on package image)

7. WARRANTY

The iCarsoft M900 V2.0 comes with a **1-year brand warranty** from the date of purchase. Please retain your proof of purchase for warranty claims.

8. SUPPORT

iCarsoft is committed to providing excellent customer support:

- **Lifetime Free Updates:** Ensure your device is always up-to-date with the latest vehicle data and features.
- **Lifetime Technical Support:** Access to iCarsoft global engineers for assistance with usage and operation.
- **Lifetime Free Hardware Repair:** If needed, hardware repair services are available.
- **Contact:** For any questions or assistance, please contact iCarsoft support via Amazon. Support is available 24/7/365.