

Monopoly E1870

Monopoly Gamer Mario Kart Board Game Instruction Manual

Model: E1870

1. INTRODUCTION AND OVERVIEW

The Monopoly Gamer Mario Kart board game combines the classic property-trading gameplay of Monopoly with the exciting world of Mario Kart. Players race around the game board, collecting coins, using Power-Ups, and battling Bosses to win the game. This manual provides detailed instructions for setting up and playing the game, along with care and maintenance guidelines.

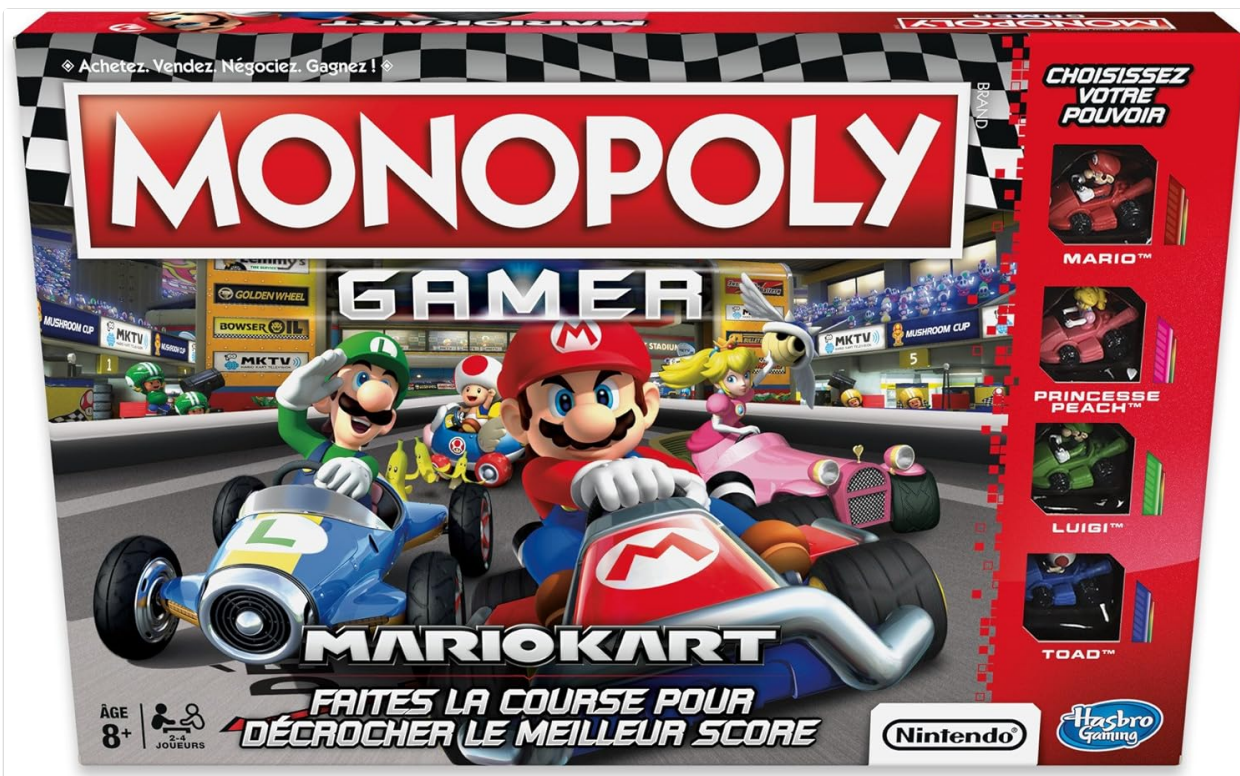


Figure 1: The Monopoly Gamer Mario Kart game box.

2. GAME COMPONENTS

Before starting, ensure all components are present:

- Game Board
- 4 Character Tokens (Mario, Luigi, Princess Peach, Toad)
- 4 Character Cards
- 2 Dice (Numbered Die and Power-Up Die)
- 10 Boss Cards
- 16 Grand Prix Cards
- 8 Item Cards
- 90 Coins (50x 1-Coin, 40x 5-Coin)
- Game Guide



Figure 2: Game board and various components including character tokens, coins, and cards.

3. SETUP

Follow these steps to set up the game:

1. Unfold the game board and place it in the center of the playing area.
2. Each player chooses a Character Token and its corresponding Character Card. Place your token on the GO space.
3. Shuffle the Boss Cards and place them face down on the designated space on the board.
4. Shuffle the Grand Prix Cards and place them face down on their designated space.
5. Shuffle the Item Cards and place them face down on their designated space.
6. Place the coins in a bank area accessible to all players.
7. Each player starts with 5 coins.

4. OPERATING (HOW TO PLAY)

The goal of Monopoly Gamer Mario Kart is to win the most money and defeat the most Bosses. Players take turns rolling dice, moving their character, and performing actions based on the space they land on.

4.1 Player Turn

On your turn, follow these steps:

1. **Roll the Dice:** Roll both the Numbered Die and the Power-Up Die.
2. **Move Your Character:** Move your Character Token clockwise the number of spaces indicated on the Numbered Die.
3. **Perform Action:** Perform the action of the space you landed on. This could include collecting coins, drawing an Item Card, or initiating a Boss Battle.
4. **Use Power-Up:** Use the Power-Up ability indicated by the Power-Up Die. Each character has a unique Power-Up ability.



Figure 3: Rolling the dice during a player's turn.

4.2 Collecting Coins

Coins are the currency in Monopoly Gamer Mario Kart. You collect coins by landing on certain spaces, using Power-Ups, or winning Boss Battles. The player with the most coins at the end of the game wins.



Figure 4: Collecting coins on the game board.

4.3 Power-Ups and Item Cards

Power-Ups are activated by the Power-Up Die and provide special abilities unique to each character. Item Cards are drawn from the Item Card pile and can be used to gain advantages during the game.

4.4 Boss Battles

When a player passes or lands on the GO space, a Boss Battle is triggered. Players race to defeat the Boss by rolling the dice and using their Power-Ups and Item Cards. The player who defeats the Boss earns points and other rewards.



Figure 5: Moving a character token on the game board.

4.5 Game End

The game ends after the final Boss has been defeated. Players then count their points from collected coins and defeated Bosses. The player with the highest total score wins.

4.6 Product Overview Video

Your browser does not support the video tag.

Video 1: A brief overview of the Monopoly Gamer Mario Kart game, showcasing its components and basic gameplay elements.

5. MAINTENANCE

To ensure the longevity of your Monopoly Gamer Mario Kart game, follow these maintenance guidelines:

- **Storage:** Store all game components in their original box in a cool, dry place away from direct sunlight.
- **Cleaning:** Wipe game board and plastic components with a soft, dry cloth. Avoid using harsh chemicals or abrasive cleaners.

- **Handling:** Handle cards and tokens with care to prevent bending, tearing, or loss.

6. TROUBLESHOOTING

If you encounter any issues, consider the following:

- **Missing Pieces:** Double-check the box and packaging. If a piece is genuinely missing, contact the manufacturer's customer support.
- **Rule Clarification:** Refer to the included Game Guide for detailed rules. Online resources or community forums may also provide additional clarification.
- **Game Balance:** If games feel unbalanced, ensure all players are correctly applying Power-Up abilities and Boss Battle rules.

7. SPECIFICATIONS

Feature	Detail
Product Dimensions	10.5 x 1.63 x 15.75 inches
Item Weight	1.76 pounds
Item Model Number	E1870
Manufacturer Recommended Age	8 years and up
Release Date	September 1, 2020
Manufacturer	Hasbro








Figure 6: Product dimensions for the game box.


8. WARRANTY AND SUPPORT

For warranty information or customer support regarding your Monopoly Gamer Mario Kart game, please refer to the contact details provided in the game box or visit the official Hasbro Gaming website. Keep your proof of purchase for any warranty claims.

© 2023 Monopoly. All rights reserved. Nintendo properties are trademarks of Nintendo.

Related Documents - E1870

	<p>Monopoly: IT Edition - Game Rules and Instructions</p> <p>Official game rules and setup instructions for the Monopoly: IT Edition board game, featuring locations from Derry, Maine, and Pennywise. Learn how to play, win, and manage properties.</p>
	<p>Monopoly Deal Rules: How to Play and Win</p> <p>Learn the official rules for Monopoly Deal, the fast-paced card game. Discover how to set up the game, play your turn by collecting properties and using action cards, and win by completing three full property sets.</p>
	<p>Monopoly Deal Card Game: Rules and How to Play</p> <p>A comprehensive guide to the Monopoly Deal card game, explaining the objective, setup, gameplay, card types, and winning conditions. Learn how to collect property sets, manage your bank, and use action cards to outmaneuver opponents.</p>
	<p>MONOPOLY Game Tournament Kit: Official Guide for Organizers</p> <p>This official guide from Hasbro provides comprehensive instructions for organizing a MONOPOLY Game Tournament. It covers everything from qualifying as an official event, planning logistics, fundraising, staffing, understanding the rules, promoting the event, and managing the tournament day. Essential for anyone looking to host a successful MONOPOLY tournament for charity or fun.</p>



[MONOPOLY: My Hero Academia Edition - Game Rules](#)

Official game rules for the MONOPOLY: My Hero Academia Edition, including original MONOPOLY rules and special rules for this anime-themed version. Learn how to set up, play, and win this property trading game.



[Monopoly Ultimate Banking Edition: Game Guide](#)

A comprehensive guide to playing the Monopoly Ultimate Banking Edition, detailing setup, gameplay, rules, and special features. Learn how to manage your bank, collect rent, and become the wealthiest player.