

Manuals+

[Q & A](#) | [Deep Search](#) | [Upload](#)

[manuals.plus](#) /

- › [Fender](#) /
- › [Fender FA-345CE Auditorium Cutaway Acoustic Guitar User Manual](#)

Fender FA-345CE

Fender FA-345CE Auditorium Cutaway Acoustic Guitar

USER MANUAL

1. Introduction

This manual provides essential information for the setup, operation, maintenance, and care of your Fender FA-345CE Auditorium Cutaway Acoustic Guitar. Designed for both acoustic and amplified performance, this instrument features quality laminate construction, including a flame maple top with lacewood back and sides, and a modern Fender 3+3 headstock. The integrated Fishman Presys II pickup system allows for clear, natural amplified tone.





Figure 1: Front view of the Fender FA-345CE Auditorium Cutaway Acoustic Guitar in Natural finish.

2. Setup

2.1 Unpacking

Carefully remove the guitar from its packaging. Inspect the instrument for any signs of damage that may have occurred during shipping. Retain all packaging materials for future transport or storage.

2.2 Initial Tuning

Your guitar will require tuning before playing. The Fishman Presys II system includes a built-in tuner. Press the "Tuner" button on the preamp to activate it. Pluck each string individually and adjust the tuning machines until the display indicates the correct pitch. The standard tuning for a 6-string guitar is E-A-D-G-B-e (from thickest to thinnest string).

2.3 Battery Installation for Electronics

The Fishman Presys II pickup system requires a 9V battery for operation. The battery compartment is typically located on the side of the guitar, near the preamp controls. Open the compartment, insert a fresh 9V battery, ensuring correct polarity, and close the compartment securely. A low battery indicator may illuminate when the battery needs replacement.



Figure 2: Close-up of the Fishman Presys II preamp with Bass, Volume, Treble controls, and Tuner button.

3. Operating the Guitar

3.1 Acoustic Playback

The FA-345CE is designed to produce a rich, resonant acoustic tone. Experiment with different strumming and picking techniques to explore its full sonic range. The auditorium body style provides a balanced sound suitable for various musical genres.

3.2 Amplified Playback (Fishman Presys II System)

To amplify your guitar, connect a standard 1/4-inch instrument cable from the guitar's output jack to an acoustic amplifier or PA system. Use the controls on the Fishman Presys II preamp to shape your sound:

- **Volume:** Adjusts the overall output level of the amplified signal.
- **Bass:** Controls the low-frequency response, adding warmth or reducing muddiness.
- **Treble:** Controls the high-frequency response, adding brightness or reducing harshness.

- **Phase Button:** Helps to reduce feedback in amplified settings. Press to invert the phase of the signal.
- **Tuner Button:** Activates the built-in chromatic tuner. The output signal is muted when the tuner is active.

Adjust these controls to achieve your desired tone and to suit the acoustics of your playing environment.

4. Maintenance

4.1 Cleaning

- **Body:** Wipe the guitar body with a soft, lint-free cloth after each use to remove fingerprints and sweat. For a deeper clean, use a guitar-specific polish sparingly.
- **Fretboard:** Periodically clean the laurel fretboard with a damp cloth to remove grime. For conditioning, use a small amount of lemon oil or a specialized fretboard conditioner.
- **Strings:** Wipe down strings after playing to extend their life and maintain tone.

4.2 Storage

Store your guitar in a climate-controlled environment, away from extreme temperatures and humidity fluctuations. A guitar case or gig bag provides protection from dust and minor impacts. Avoid direct sunlight and heat sources.

4.3 String Replacement

Strings should be replaced regularly, depending on playing frequency and personal preference. Old strings can sound dull and affect intonation. When replacing strings, change them one at a time to maintain neck tension. Use light gauge acoustic guitar strings for optimal performance.



Figure 3: Front view of the guitar headstock, showing the Fender logo and tuning machines.

5. Troubleshooting

- **No Sound When Plugged In:**

- Check if the 9V battery in the Fishman preamp is fresh and correctly installed.
- Ensure the instrument cable is securely connected to both the guitar and the amplifier/PA system.
- Verify the amplifier is turned on and its volume is up.

- **Poor Sound Quality / Buzzing:**

- Check if strings are old or corroded; replace if necessary.
- Ensure strings are properly seated in the bridge and nut.
- If buzzing persists, it may indicate a need for a professional setup to adjust neck relief or action.

- **Tuning Instability:**

- Ensure strings are stretched properly after installation.
- Check if tuning machines are tight and functioning correctly.
- Extreme temperature or humidity changes can affect tuning stability.

6. Specifications

Model	FA-345CE
Item Model Number	0971343021
Body Style	Auditorium Cutaway
Top Material	Flame Maple Wood
Back Material	Lacewood
Side Material	Lacewood
Neck Material	Nato
Fretboard Material	Laurel Wood
Number of Strings	6
Pickup Configuration	Piezoelectric (Fishman Presys II)
Color	Natural
Hand Orientation	Right
Item Weight	6.6 pounds
Product Dimensions	46 x 17.9 x 6.5 inches







7. Warranty and Support

Your Fender FA-345CE Auditorium Cutaway Acoustic Guitar comes with a 2-Year Warranty, covering manufacturing defects. Please retain your proof of purchase for warranty claims.

For technical assistance, warranty service, or further information, please visit the official Fender website or contact Fender customer support directly. Contact details can typically be found on the Fender website or in the documentation included with your purchase.

Online Resources: For additional tips, tutorials, and product registration, visit www.fender.com.

Related Documents - FA-345CE

	<p>Fender Guitars Owner's Manual: History, Setup, and Care</p> <p>Comprehensive owner's manual for Fender electric guitars, covering history, model overview, setup procedures, maintenance tips, and safety warnings. Learn about Fender's legacy and how to care for your instrument.</p>
	<p>Fender Acoustic Junior, Junior Go, and SFX II Guitar Amplifier User Manual and Specifications</p> <p>Detailed user manual for Fender Acoustic Junior, Acoustic Junior Go, and Acoustic SFX II amplifiers, covering features, controls, operation, Bluetooth, looper, and technical specifications.</p>
	<p>Fender Acoustic Junior, Junior Go, SFX II User Manual & Specifications</p> <p>Comprehensive user manual and technical specifications for Fender Acoustic Junior, Acoustic Junior Go, and Acoustic SFX II amplifiers. Learn about features, controls, looper, Bluetooth, and more.</p>
	<p>Fender Guitars Owner's Manual: History, Models, Setup, and Care</p> <p>Explore the rich history, iconic models, detailed setup guides, and essential maintenance tips for Fender guitars in this comprehensive owner's manual.</p>
	<p>Fender Electric Guitar Owner's Manual: Setup, Maintenance, and History</p> <p>Comprehensive owner's manual for Fender electric guitars, covering setup, maintenance, anatomy, history, and safety guidelines. Learn to adjust your Stratocaster, Telecaster, and other models.</p>
	<p>Fender Electric Guitar Owner's Manual: History, Models, Setup & Maintenance</p> <p>The official Fender electric guitar owner's manual, detailing the history of Fender, various guitar models, comprehensive setup guides, care instructions, and important safety warnings.</p>

[Fender FA-345CE Tea Burst Auditorium Acoustic-Electric Guitar](#)

[\[pdf\]](#)

Fender FA 345CE Tea Burst Auditorium Acoustic Electric Guitar Pro Music fender fa 345ce tea burst auditorium acoustic electric guitar 2 promusicalaska attachment id 18059 print |||

Fender **FA-345CE** Tea Burst Auditorium Acoustic-Electric Guitar ...

lang: **score:37** filesize: 18.56 K page_count: 1 document date: 2023-04-11

[Fender FA-345CE Tea Burst Auditorium Acoustic-Electric Guitar Back](#)

[\[pdf\]](#)

Fender FA 345CE Tea Burst Auditorium Acoustic Electric Guitar Back Pro Music fender fa 345ce tea burst auditorium acoustic electric guitar back promusicalaska attachment id 18060 print |||

Fender **FA-345CE** Tea Burst Auditorium Acoustic-Electric Guitar Back ...

lang: **score:37** filesize: 18.57 K page_count: 1 document date: 2023-04-11

[Fender FA-345CE Tea Burst Auditorium Acoustic-Electric Guitar Preamp](#)

[\[pdf\]](#)

Fender FA 345CE Tea Burst Auditorium Acoustic Electric Guitar Preamp Pro Music fender fa 345ce tea burst auditorium acoustic electric guitar preamp promusicalaska attachment id 18063 print |||

Fender **FA-345CE** Tea Burst Auditorium Acoustic-Electric Guitar Preamp ...

lang: **score:37** filesize: 18.58 K page_count: 1 document date: 2023-04-11

[Fender FA-345CE Tea Burst Auditorium
Acoustic-Electric Guitar Tuners](#)

[\[pdf\]](#)

Fender FA 345CE Tea Burst Auditorium Acoustic Electric Guitar Tuners Pro Music fender fa 345ce tea burst auditorium acoustic electric guitar tuners promusicalaska attachment id 18065 print |||
Fender **FA-345CE** Tea Burst Auditorium Acoustic-Electric Guitar Tuners ...
lang: **score:37** filesize: 18.58 K page_count: 1 document date: 2023-04-11

[Fender FA-345CE Tea Burst Auditorium
Acoustic-Electric Guitar Side](#)

[\[pdf\]](#)

Fender FA 345CE Tea Burst Auditorium Acoustic Electric Guitar Side Pro Music fender fa 345ce tea burst auditorium acoustic electric guitar side promusicalaska attachment id 18064 print |||
Fender **FA-345CE** Tea Burst Auditorium Acoustic-Electric Guitar Side ...
lang: **score:37** filesize: 18.57 K page_count: 1 document date: 2023-04-11

[Fender FA-345CE Tea Burst Auditorium
Acoustic-Electric Guitar Body](#)

[\[pdf\]](#)

Fender FA 345CE Tea Burst Auditorium Acoustic Electric Guitar Body Pro Music fender fa 345ce tea burst auditorium acoustic electric guitar body promusicalaska attachment id 18061 print |||
Fender **FA-345CE** Tea Burst Auditorium Acoustic-Electric Guitar Body ...
lang: **score:37** filesize: 18.58 K page_count: 1 document date: 2023-04-11

Fender FA-345CE Tea Burst Auditorium
Acoustic-Electric Guitar Headstock

[\[pdf\]](#)

Fender FA 345CE Tea Burst Auditorium Acoustic Electric Guitar Headstock Pro Music fender fa 345ce

tea burst auditorium acoustic electric guitar headstock promusicalaska attachment id 18062 print |||

Fender **FA-345CE** Tea Burst Auditorium Acoustic-Electric Guitar Headstock ...

lang: **score:37** filesize: 18.59 K page_count: 1 document date: 2023-04-11

BANANA
music

262315

EAN: 865978021434

www.bananaonline.it

Chitarra e Bassi - Chitarra Acustica - Chitarra Acustiche Elettrificate

Fender FA-345CE Auditorium LF 3TB

Cassa PA completa. Realizzazione di 1° livello con ottimali prestazioni acustiche specifiche marcate con top in acero laminato, facile da suonare con caratteristiche di qualità, che non ha pari a tre anni.

Prezzo di listino:	449,99 €
Prezzo:	342,00 €
Disponibile:	No
Consegna in:	15-18 giorni lavorativi
Spedizione:	Gratis in Italia
Marchio:	Fender
Categoria:	Chitarra Acustiche elettrificate
Condizione:	Nuovo
Link articolo	

• Chitarra acustica elettrificata

- Fender Auditorium Cutaway
- Top: Acero laminato (acero)
- Back & Side: Laminato tinto
- Finitura: Lucida
- Braccio: Viteleggio
- Sintonia: Design F/A Keytune
- Manico: Nato
- Stringhe del metallo: Telebridge
- Finitura mano: Ultime lucido
- Size: 25" (635mm)
- Testina: Apero intonato
- Connessioni: Graph Tech TUSQ
- Legatura: Intonato (L/F) (42mm)
- Intesa: Keytone magnetismo
- Controllo Volume: Boost And
- Ponte: Albero intonato
- Piedi del ponte: Banchi con punti neri
- Hardware: Cromo
- Meccanismo: Open Back Gear
- Ciglia: 3 Tone Top Bone
- Colore prodotto: 07134064

[\[pdf\]](#)

Fender FA 345CE Auditorium LF 3TB BananamusicChitarra acustica elettrificata Formato Cutaway Top

Acero fiammato laminato Fondo e fasce Lacewood Finitura Lucida262315bananamusic.it stampa

prodotto 262315 srsItid AfmBOooukLI2nTSvU9Exvd0rc9KrtLJS51gEWXGizxGIL30ODwteHb5c |||

Chitarre e Bassi Chitarre Acustiche Chitarre Acustiche Elettrificate 262315 EAN:

885978902194 www.bananamusic.it Fender **FA-345CE** Auditorium LF 3TB Fender

FA-345CE Auditorium LF 3TB una chitarra acustica elettrificata spalla mancante con

top in acero fiammato, facile da suonare con caratteri...

lang:it score:34 filesize: 75.58 K page_count: 1 document date: 2025-10-28