

## EPtech A4024\_FPN

# EPtech AC Adapter for Samsung Soundbar A4024\_FPN User Manual

Model: A4024\_FPN | Brand: EPtech

## 1. PRODUCT OVERVIEW

This EPtech AC Adapter is designed as a replacement power supply for various Samsung Soundbar models, including A4024\_FPN, A4024-FPN, and A4024FPN. It provides stable 24VDC power and features multiple safety protections to ensure reliable operation.

### Key Features:

- **Wide Input Voltage:** 100-240VAC 50/60Hz, suitable for worldwide use.
- **Safety Protections:** Includes Over Voltage Protection (OVP), Over Current Protection (OCP), and Short Circuit Protection (SCP).
- **Compatibility:** Specifically designed for Samsung Soundbar models A4024\_FPN, A4024-FPN, A4024FPN.
- **Durable Design:** Constructed with high-quality materials for long-lasting performance.



Figure 1: EPtech AC Adapter. This image shows the main power adapter unit with its attached output cable and barrel connector.

## 2. SETUP INSTRUCTIONS

1. **Verify Compatibility:** Ensure your Samsung Soundbar model is listed as compatible (A4024\_FPN, A4024-FPN, A4024FPN).
2. **Connect to Soundbar:** Insert the barrel connector of the AC adapter's output cable into the power input port of your Samsung Soundbar. Ensure a secure connection.




Figure 2: Adapter Cable Diagram. This diagram illustrates the adapter unit, the 4-foot output cable with a barrel connector, and the 6-foot input power cord with a standard US plug. An anti-interference ring is visible on the output cable.

3. **Connect to Power Outlet:** Plug the AC input cable of the adapter into a standard 100-240VAC wall outlet. The adapter is designed for indoor use only.
4. **Power Indicator:** A blue LED light on the adapter unit will illuminate when power is supplied, indicating proper connection and operation.

### 3. OPERATING INSTRUCTIONS

Once properly connected, the EPtech AC Adapter will automatically provide the necessary power to your Samsung Soundbar. No further user interaction is required for basic operation.

- **Automatic Power Delivery:** The adapter delivers a stable 24VDC output to power your soundbar.
- **LED Indicator:** The blue LED light confirms that the adapter is receiving power and functioning correctly.

### 4. MAINTENANCE

To ensure the longevity and optimal performance of your EPtech AC Adapter, follow these maintenance guidelines:

- **Cleaning:** Disconnect the adapter from the power outlet and the soundbar before cleaning. Use a soft, dry cloth to wipe the surface. Do not use liquid cleaners or abrasive materials.
- **Storage:** When not in use, store the adapter in a cool, dry place away from direct sunlight and moisture. Avoid tightly coiling the cables to prevent damage.

- **Cable Care:** Regularly inspect the power cables for any signs of wear, cuts, or damage. Do not use the adapter if the cables are damaged.




Figure 3: High Quality Power Cable Design. This image highlights the internal structure of the power cable, showing high-quality copper wire and PVC insulation jacket for durability and safety.

## 5. TROUBLESHOOTING

If you encounter issues with your EPtech AC Adapter, refer to the following common troubleshooting steps:

- **No Power / LED Off:**
  - Ensure the adapter is securely plugged into a working wall outlet.
  - Verify the barrel connector is firmly inserted into the soundbar's power port.
  - Test the wall outlet with another device to confirm it has power.
- **Soundbar Not Functioning:**
  - Confirm the soundbar itself is turned on and functioning correctly.
  - Check all connections between the soundbar and other audio devices.
- **Adapter Overheating:**
  - Disconnect the adapter immediately.
  - Ensure the adapter is used in a well-ventilated area and not covered.
  - If overheating persists, discontinue use and contact support.

The adapter is equipped with multiple safety features to protect against electrical issues:

## Safety Design with Multiple Protections

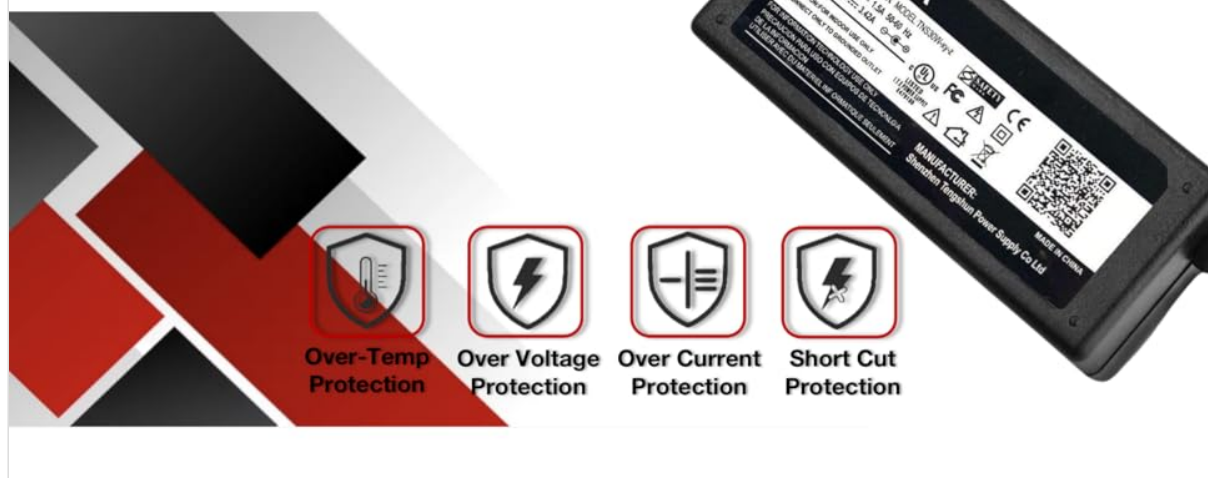


Figure 4: Safety Design with Multiple Protections. This image displays icons representing the built-in safety features: Over-Temperature Protection, Over Voltage Protection, Over Current Protection, and Short Circuit Protection.

## 6. PRODUCT SPECIFICATIONS

Feature	Specification
Model Number	CB180309003
Input Voltage	100-240VAC, 50/60Hz
Output Voltage	24VDC
Output Wattage	32 Watts
Amperage	1.33 Amps
Connector Type	Barrel Connector
Compatible Devices	Samsung Soundbar models A4024_FPN, A4024-FPN, A4024FPN
Special Features	OVP, OCP, SCP Protection
Material	Plastic
Color	Black
Item Weight	8 ounces

## Durable & Compact Design



Figure 5: Durable & Compact Design. This image highlights the robust construction and compact size of the adapter, emphasizing its suitability for various environments.

## 7. WARRANTY AND SUPPORT

EPtech products are manufactured with high-quality materials and undergo rigorous testing. For specific warranty details, please refer to the product packaging or contact the manufacturer directly.

If you have any questions, require technical assistance, or experience any issues with your EPtech AC Adapter, please do not hesitate to contact our customer support team:

**Email:** [epcustomerservice@yahoo.com](mailto:epcustomerservice@yahoo.com)

Please provide your product model number (A4024\_FPN) and a detailed description of the issue when contacting support to ensure prompt assistance.