

[Manuals.plus](#) /

> [CC KITS](#) /

> CC KITS Full-Size Conversion Kit for Suite Bebe Convertible Cribs - Model XX70 Instruction Manual

## CC KITS XX70

# CC KITS Full-Size Conversion Kit for Suite Bebe Convertible Cribs

MODEL XX70 INSTRUCTION MANUAL

### 1. Product Overview

---

This CC KITS Full-Size Conversion Kit is designed to transform your compatible Suite Bebe convertible crib into a full-size bed. Crafted from 100% solid wood, this kit provides a sturdy and safe transition for your child's growing needs. The kit includes all necessary components to convert your crib's headboard and footboard into a full-size bed frame.



Image 1: The full-size conversion kit, including two espresso-colored wooden bed rails and four natural wood slats, ready for assembly.




Image 2: A close-up of the rich espresso wood finish, demonstrating the color and texture of the conversion kit components.

## 2. Compatibility Guide

This conversion kit is specifically designed for use with certain Suite Bebe Convertible Crib models. Please verify your crib model against the lists below to ensure proper fit and safe operation.

### 2.1 Compatible Crib Models:

- Anaheim
- Astoria
- Bailey
- Barcelona
- Glendale
- Hampshire
- Hayes
- Julia
- Oakland
- Tacoma
- Victoria
- Winchester
- Winfield

## **2.2 Incompatible Crib Models:**

- Barnside
- Brees
- Celeste
- Connelly
- Grayson
- Harley
- Lural
- Livia
- Palmer
- Pixie
- Ramsey
- Riley
- Shailee
- Tanner
- Zen

If your crib model is not listed above, please contact customer support for assistance in determining the correct conversion kit.

## BAILEY CRIB



Image 3: An example showing a Suite Bebe Bailey Crib before and after conversion into a full-size bed using the kit, highlighting the use of the original crib's headboard and footboard.

## OAKLAND CRIB



Image 4: An example showing a Suite Bebe Oakland Crib before and after conversion into a full-size bed using the kit, demonstrating the integration of the original crib's headboard and footboard.

### 3. Setup and Installation

---

The conversion process from crib to full-size bed is designed to be straightforward, typically taking 20-30 minutes. This kit utilizes your existing crib's headboard and footboard to form a stable and secure full-size bed frame.

### 3.1 Components Included:

- Two (2) Wooden Bed Rails
- Four (4) Bed Slats
- All necessary Hardware
- Detailed Installation Instructions (included in packaging)

### 3.2 Installation Steps:

1. **Prepare Crib:** Disassemble the side rails of your convertible crib, retaining the headboard and footboard.
2. **Attach Bed Rails:** Connect the provided wooden bed rails to the headboard and footboard of your crib using the included hardware. Ensure all connections are secure and tightened.
3. **Install Slats:** Place the four bed slats across the bed rails. For optimal support, additional slats may be required (sold separately).
4. **Add Mattress:** Position a full-size mattress onto the installed slats.



Image 5: A visual diagram detailing the conversion of a crib to a full-size bed, showing the crib, conversion kit, additional slats/box spring, and mattress combining to form the final bed.

## 4. Usage and Safety

Once assembled, the full-size bed provides a comfortable and secure sleeping environment. The bed frame, when properly assembled and with sufficient slats, supports up to 600 pounds.

### 4.1 Enhancing Support:

For maximum stability and weight distribution, especially for adult use or if the bed will be subject to significant weight, it is recommended to purchase additional bed slats. These are sold separately and can significantly increase the bed's longevity and support.



Image 6: This image illustrates optional accessories such as additional bed slats, a safety rail for toddlers, and a full-size mattress, which can be purchased separately to enhance the bed setup.

#### 4.2 Mattress Height Considerations:

Using slats directly under the mattress will result in a lower mattress profile compared to using a box spring. Consider your preference for mattress height when setting up the bed.

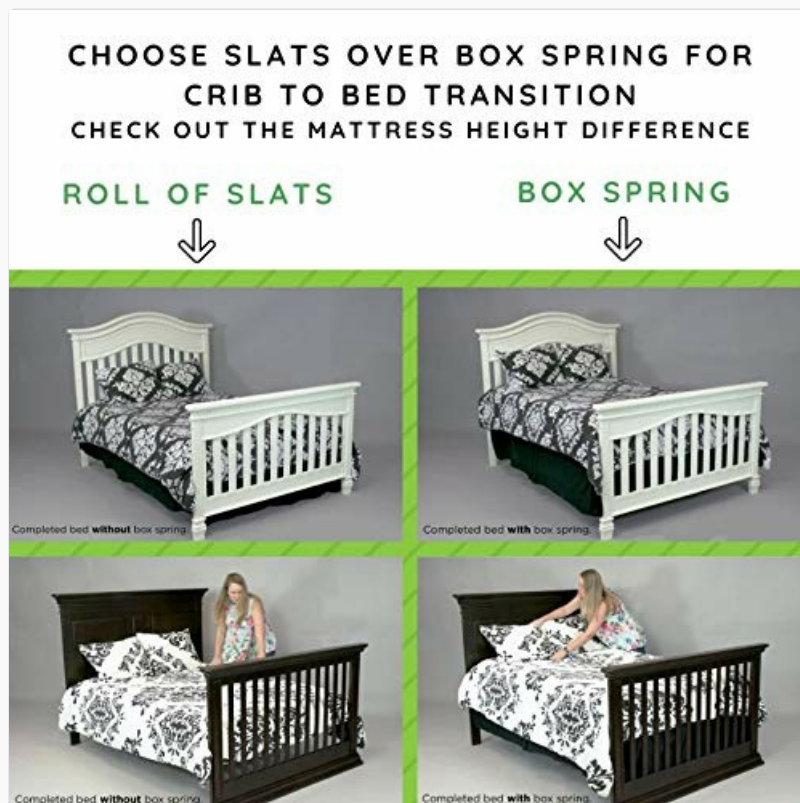


Image 7: This image compares the mattress height when using a roll of slats versus a box spring, showing how slats provide a lower profile for the mattress.

### 4.3 Material Quality:

The conversion kit is constructed from 100% solid wood, ensuring durability and strength. All finishes are water-based and non-toxic, free from lead and phthalates, to provide a safe environment.




Image 8: An image comparing solid wood, used in this conversion kit, with plywood, highlighting the difference in material quality and construction.



Image 9: A seal indicating that the product features non-toxic finishes, ensuring safety for children.

## 5. Maintenance

---

To maintain the appearance and integrity of your conversion kit, follow these simple care instructions:

- **Cleaning:** Wipe surfaces with a damp cloth. Avoid using harsh chemicals or abrasive cleaners, which can damage the finish.
- **Hardware Check:** Periodically check all screws and bolts to ensure they remain tight. Re-tighten as necessary to maintain structural integrity.
- **Environmental Conditions:** Avoid exposing the furniture to extreme temperature changes or direct sunlight for prolonged periods, as this can cause wood to warp or fade.

## 6. Troubleshooting

---

If you encounter any issues during assembly or use, please review the following common concerns:

- **Rails do not align with crib ends:** Double-check the compatibility guide (Section 2) to ensure your crib model is supported. Verify that the headboard and footboard are correctly oriented.

- **Bed feels unstable or wobbly:** Ensure all hardware is securely tightened. Over time, screws can loosen, so periodic checks are important. Consider adding more slats for increased support, especially if the bed is used by adults or for higher weight capacities.
- **Missing parts or damaged components:** If any parts are missing or damaged upon arrival, please contact customer support immediately for assistance.

## 7. Specifications

Feature	Detail
Product Dimensions	76 x 5 x 8 inches
Item Model Number	XX70
Maximum Weight Recommendation	800 Pounds (with additional slats)
Material Type	Solid Wood
Care Instructions	Wipe with a damp cloth
Style	Classic
Item Weight	26 pounds
Color	Espresso
Adjustable Length	Yes
Manufacturer	Grow-with-Me Crib Conversion Kits

## 8. Warranty Information

This CC KITS Full-Size Conversion Kit comes with a **Lifetime Warranty**, ensuring long-lasting durability and peace of mind. This warranty covers manufacturing defects and material failures under normal use. Please retain your proof of purchase for warranty claims.

## 9. Customer Support

For any questions, concerns, or assistance with your CC KITS Full-Size Conversion Kit, please contact our customer support team. You can also visit the official [Grow-with-Me Crib Conversion Kits Store](#) for more information and products.