

Walker Edison BQAWRO

Walker Edison Rustic Farmhouse Wood and Metal Queen Bed Instruction Manual

Model: BQAWRO

INTRODUCTION

This manual provides detailed instructions for the assembly, operation, maintenance, and troubleshooting of your Walker Edison Rustic Farmhouse Wood and Metal Queen Bed. Please read all instructions carefully before beginning assembly and retain this manual for future reference.

SAFETY INFORMATION

- Ensure all parts are present and undamaged before assembly.
- Assemble the bed on a soft, clean surface to prevent scratches.
- Do not overtighten screws during assembly.
- Regularly check all connections to ensure they remain tight.
- This bed is designed to support a maximum weight of 500 lbs.
- A box spring is required for proper mattress support.

SETUP AND ASSEMBLY

Assembly of the Walker Edison Queen Bed is required. It is recommended to have two people for assembly to ensure ease and safety. Please refer to the included hardware and step-by-step diagrams provided in your product packaging for specific assembly instructions.



An angled view of the bed frame without a mattress, highlighting the metal support beams and the overall structure before bedding is added.

Begin by identifying all components and hardware. Follow the numerical or alphabetical sequence provided in your assembly guide. Ensure all bolts and screws are securely fastened, but avoid excessive force that could strip threads or damage components.



A direct front view of the bed frame, illustrating the headboard and footboard design and the central support system.

Once the frame is assembled, carefully place your box spring and mattress onto the support system. Ensure the mattress is centered and sits securely within the frame.

OPERATING INSTRUCTIONS

The Walker Edison Queen Bed is designed for standard queen-sized mattresses. A box spring is required to provide adequate support for your mattress and to ensure the longevity of the bed frame. Mattress and bedding are not included with the bed frame.



This image displays the Walker Edison Rustic Farmhouse Queen Bed in a bedroom setting, complete with mattress and bedding, showcasing its rustic oak wood panels and black metal frame.

The bed frame is constructed from high-grade MDF and powder-coated metal, offering a sturdy foundation for your sleeping space. The maximum weight capacity for this bed is 500 lbs.

MAINTENANCE

To maintain the appearance and integrity of your Walker Edison bed, follow these care instructions:

- **Cleaning:** Wipe surfaces with a dry, soft cloth. Avoid using harsh chemicals or abrasive cleaners, as these can damage the finish.
- **Inspection:** Periodically inspect all bolts and connections to ensure they are tight. Retighten if necessary.
- **Placement:** Avoid placing the bed in direct sunlight or near heat sources to prevent material degradation.

TROUBLESHOOTING

- **Squeaking Noises:** If the bed squeaks, check all assembly bolts and ensure they are tightened.

Loose connections are a common cause of noise.

- **Parts Not Aligning:** During assembly, if parts do not align perfectly, slightly loosen all connections, adjust the components into place, and then retighten. Some minor adjustments may be necessary.
- **Damaged or Missing Parts:** If you receive damaged or missing parts, do not proceed with assembly. Contact customer support immediately for assistance.

SPECIFICATIONS

Feature	Detail
Size	Queen
Product Dimensions	84"L x 65"W x 55"H
Color	Rustic Oak
Finish Type	Powder Coated
Included Components	Headboard, Footboard, Side Rails, Support Slats
Compatible Mattress Size	Queen
Material	Metal and MDF
Assembly Required	Yes
Item Weight	105 pounds
Maximum Weight Capacity	500 lbs



This diagram provides precise measurements for the Walker Edison Queen Bed, including length, width, and height, essential for planning room placement and ensuring compatibility with mattresses.

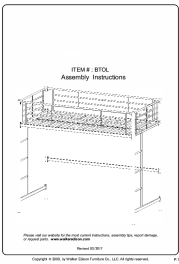
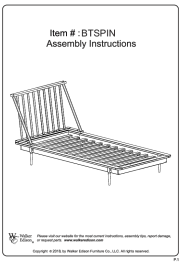
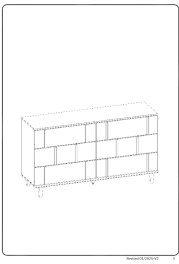

WARRANTY INFORMATION

The Walker Edison Rustic Farmhouse Wood and Metal Queen Bed comes with a **30-day limited manufacturer warranty**. This warranty covers defects in materials and workmanship under normal use. Please retain your proof of purchase for any warranty claims.

CUSTOMER SUPPORT

For further assistance, questions regarding assembly, or to report damaged/missing parts, please refer to the manufacturer's website or contact their customer support directly. You can also visit the official [Walker Edison Store](#) for more product information and support resources.

Related Documents - BQAWRO

 <p>Item #: BTOL Assembly Instructions</p> <p>Please read and understand all safety instructions, warnings, and precautions before assembly. Walker Edison Furniture Company, Inc. © 2018. All rights reserved.</p>	<p>Walker Edison BTOL Loft Bunk Bed Assembly Instructions</p> <p>Comprehensive assembly instructions for the Walker Edison BTOL loft bunk bed, including parts list, hardware list, and step-by-step assembly guidance.</p>
 <p>Item #: BTSPIN Assembly Instructions</p> <p>Please read and understand all safety instructions, warnings, and precautions before assembly. Walker Edison Furniture Company, Inc. © 2018. All rights reserved.</p>	<p>Walker Edison BTSPIN Spindle Bed Assembly Instructions</p> <p>Step-by-step assembly guide for the Walker Edison BTSPIN Spindle Bed, including parts, hardware, and detailed instructions for a smooth setup.</p>
 <p>Item #: BRONX Assembly Instructions</p> <p>Please read and understand all safety instructions, warnings, and precautions before assembly. Walker Edison Furniture Company, Inc. © 2018. All rights reserved.</p>	<p>Walker Edison Bronx 6-Drawer Dresser Assembly Guide</p> <p>Comprehensive assembly guide for the Walker Edison Bronx 6-Drawer Dresser, featuring estimated assembly time, required tools, safety warnings, detailed step-by-step instructions, and parts lists for a successful setup.</p>
 <p>Item: SOPB3H Assembly Instructions</p> <p>Please read and understand all safety instructions, warnings, and precautions before assembly. Walker Edison Furniture Company, Inc. © 2018. All rights reserved.</p>	<p>Walker Edison SOPB3H Bunk Bed Assembly Instructions</p> <p>Detailed assembly instructions for the Walker Edison SOPB3H bunk bed, including parts list, hardware list, and step-by-step guidance for safe and proper assembly.</p>



[Walker Edison BWJRTOT Bunk Bed Assembly Instructions](#)

Detailed assembly instructions for the Walker Edison BWJRTOT bunk bed, including parts list, hardware guide, and safety warnings. Learn how to assemble your bunk bed step-by-step.



[Walker Edison BTOL/BYTOL Bunk Bed Assembly Instructions and Safety Guide](#)

Comprehensive assembly guide and safety information for the Walker Edison BTOL/BYTOL bunk bed. Includes parts list, hardware list, step-by-step instructions, and important safety warnings.