

manuals.plus /

- › [LOVEBOXXX](#) /
- › [LOVEBOXXX E32576 Gift Set I Love Black Instruction Manual](#)

LOVEBOXXX E32576

LOVEBOXXX E32576 Gift Set I Love Black Instruction Manual

Model: E32576

1. INTRODUCTION

This manual provides detailed instructions for the safe and effective use, setup, operation, and maintenance of the LOVEBOXXX E32576 Gift Set I Love Black. Please read all instructions carefully before first use and retain this manual for future reference.

2. PRODUCT OVERVIEW

The LOVEBOXXX E32576 Gift Set I Love Black includes six distinct items designed for adult use. Each component is crafted from medical-grade materials.



Image 2.1: The LOVEBOXXX Gift Set I Love Black in its packaging.



Image 2.2: All six components of the LOVEBOXXX Gift Set I Love Black, including furry handcuffs, a rabbit vibrator, Ben Wa balls, a vibrating penis ring, an eye mask, and a feather tickler.

Components Included:

- **Furry Metal Handcuffs:** Designed for restraint, featuring soft fur lining for comfort.
- **Vaginal Balls (Ben Wa Balls) with Counterweight:** Internal weights for pelvic floor exercise and sensation.
- **Vibrating Penis Ring:** A flexible ring with a vibrating unit for enhanced sensation.
- **Rabbit Vibrator with Rotating Beads:** A multi-functional vibrator featuring external stimulation and internal rotating beads.
- **Eye Mask:** A soft, opaque mask for sensory deprivation.
- **Feather Tickler:** A soft feather wand for light tactile stimulation.

3. SETUP AND FIRST USE

3.1 Initial Cleaning

Before first use, and after each subsequent use, thoroughly clean all items with warm water and a mild, toy-safe soap or a specialized toy cleaner. Rinse thoroughly and allow to air dry completely before storage.

3.2 Battery Installation (for Vibrating Devices)

The Rabbit Vibrator and Vibrating Penis Ring require batteries for operation. Specific battery types and installation instructions are typically found on the device itself or in a small insert. Generally:

1. Locate the battery compartment, usually at the base of the device.

2. Unscrew or open the compartment cover.
3. Insert the required batteries (e.g., AAA or AA, check device markings) according to the polarity indicators (+/-).
4. Securely close the battery compartment.

Warning: Do not mix old and new batteries. Do not mix alkaline, standard (carbon-zinc), or rechargeable (nickel-cadmium) batteries. Remove batteries if the device will not be used for an extended period.

4. OPERATING INSTRUCTIONS

4.1 Rabbit Vibrator with Rotating Beads



Image 4.1: The Rabbit Vibrator, showing its controls and design.

After battery installation, press the power button to turn the vibrator on. Use the control buttons (often marked with '+' and '-') to cycle through various vibration patterns and intensities. The rabbit-shaped tip provides external stimulation, while the main shaft offers internal sensation with rotating beads. Press the power button again to turn off.

4.2 Vibrating Penis Ring



Image 4.2: The Vibrating Penis Ring, showing its flexible design and vibrating unit.

Ensure batteries are installed. The ring is designed to be worn at the base of the penis. Press the power button to activate vibrations. Cycle through modes if available. Ensure a comfortable fit; remove immediately if any discomfort or numbness occurs. Do not wear for extended periods.

4.3 Vaginal Balls (Ben Wa Balls)



Image 4.3: The Vaginal Balls, connected by a flexible bridge with a retrieval cord.

These balls are designed for internal use. Apply a water-based lubricant to the balls before insertion. Gently insert into the vagina, ensuring the retrieval cord remains outside. The internal counterweights provide subtle movement and sensation during activity. To remove, gently pull the retrieval cord.

4.4 Furry Metal Handcuffs



Image 4.4: The Furry Metal Handcuffs, showing the metal chain and soft fur lining.

These handcuffs are intended for consensual adult use. Place around wrists or ankles and secure. Ensure they are not too tight to prevent circulation restriction. Always have a key readily available for quick release. Do not use if the fur lining is damaged or if metal parts are sharp.

4.5 Eye Mask



Image 4.5: The Eye Mask, a soft black fabric mask designed for sensory deprivation.

Place the eye mask over the eyes and adjust the strap for a comfortable, secure fit that blocks light. Ensure it does not press too tightly on the eyes or restrict breathing.

4.6 Feather Tickler



Image 4.6: The Feather Tickler, a black feather wand with a handle.

Use the feather tickler for light, playful tactile stimulation on the skin. Avoid sensitive areas or applying excessive pressure.

5. MAINTENANCE AND CARE

5.1 Cleaning

All items should be cleaned before and after each use. For non-electronic items (handcuffs, Ben Wa balls, eye mask, tickler), wash with warm water and mild soap, then rinse thoroughly and air dry. For electronic items (vibrator, penis ring), clean the exterior with a damp cloth and mild soap, avoiding submerging the battery compartment or electronic components in water. Use a toy cleaner spray for best results. Ensure all items are completely dry before storage.

5.2 Storage

Store all components in a clean, dry place away from direct sunlight and extreme temperatures. Keep them separate from other items that might cause damage or discoloration. Remove batteries from electronic devices if storing for extended periods to prevent leakage.

6. TROUBLESHOOTING

- **Electronic device not turning on:**
 - Check if batteries are inserted correctly with correct polarity.
 - Replace with fresh batteries.
 - Ensure the battery compartment is securely closed.
- **Vibrations are weak or inconsistent:**
 - Replace batteries.
 - Ensure the device is clean and free from debris.
- **Discomfort during use:**
 - Immediately discontinue use.
 - Ensure proper lubrication for internal items.
 - Check for proper fit and avoid excessive tightness for rings or handcuffs.

If issues persist, contact customer support for further assistance.

7. SPECIFICATIONS

Feature	Detail
Brand	LOVEBOXXX
Model Number	E32576
Product Name	I Love Black Gift Set
Material	Medical-grade materials (specifics vary per item)
Dimensions (Box)	23 x 33 x 7 cm
Weight (Box)	680 grams
Number of Items	6
ASIN	B07B6HNP7F

8. SAFETY INFORMATION




- This product is intended for adult use only.
- Always clean items before and after each use.
- Use only water-based lubricants with silicone-based toys to prevent material degradation.
- Discontinue use immediately if you experience any pain, discomfort, or irritation.
- Do not share personal items to maintain hygiene.
- Keep out of reach of children.
- Consult a healthcare professional if you have any health concerns or pre-existing conditions before using these products.
- For handcuffs, always ensure a key is accessible and do not apply excessive tightness to avoid injury or circulation issues.


9. WARRANTY AND SUPPORT

For warranty information or customer support regarding your LOVEBOXXX E32576 Gift Set, please refer to the contact information provided with your purchase or visit the official LOVEBOXXX website. Please have your model number (E32576) and purchase details ready when contacting support.



Related Documents - E32576

	<p>LoveBoxxx First Together (S)Experience Starter Kit - Instructions and Contents</p> <p>User manual and package contents for the LoveBoxxx First Together (S)Experience Starter kit. Learn how to use, maintain, store, and lubricate your adult toys.</p>
	<p>LoveBOXXX Rose Petals User Manual - Decorative Scented Petals</p> <p>User manual for LoveBOXXX Rose Petals. Learn how to use, dispose of, and get help for these decorative polyester rose petals. Suitable for external use.</p>
	<p>Flagranti LOVEBOXXX Gift Set I Love You User Manual</p> <p>User manual for the Flagranti LOVEBOXXX Gift Set, featuring the I Love You vibrator and vibrating ring. Includes instructions on control, maintenance, waterproofing, lubrication, power, and storage.</p>



[Návody k použití produktů Flairanti: LOVEBOXXX, SHIVER, LUNA, TOUCH, BLUSH WARMING RABBIT](#)

Kompletní uživatelské příručky pro produkty značky Flairanti, včetně modelů LOVEBOXXX, SHIVER, LUNA, TOUCH a BLUSH WARMING RABBIT. Dokument obsahuje pokyny k ovládání, údržbě, voděodolnosti, mazání, nabíjení a skladování.