

## Ruvati RVH8222

# Ruvati 33-inch Undermount Workstation Kitchen Sink Instruction Manual

Model: RVH8222

Brand: Ruvati

## INTRODUCTION

This instruction manual provides detailed information for the installation, operation, maintenance, and troubleshooting of your Ruvati 33-inch Undermount Workstation Kitchen Sink (Model RVH8222). Designed with a patented dual-tier ledge system and 16-gauge stainless steel, this sink offers enhanced functionality and durability for your kitchen. Please read this manual thoroughly before installation and use to ensure proper function and longevity of your product.



Image: The Ruvati 33-inch Undermount Workstation Kitchen Sink, showcasing its spacious single bowl and the integrated dual-tier ledges, equipped with a wooden cutting board and a roll-up drying rack.

## SAFETY INFORMATION

Always exercise caution when handling and installing the sink. Stainless steel edges can be sharp. It is recommended to wear appropriate safety gear, such as gloves and eye protection, during installation. Ensure all plumbing connections are secure to

prevent leaks. If you are unsure about any installation steps, consult a qualified professional.

- Always wear safety gloves and eye protection during installation.
- Ensure the sink is properly supported before and during installation.
- Do not use abrasive cleaners or harsh chemicals on the sink surface.
- Keep small children away from the installation area.

## PACKAGE CONTENTS

---

Upon unpacking, please verify that all components listed below are present and undamaged. If any items are missing or damaged, contact Ruvati customer support immediately.

- Sink (RVH8222)
- Reversible Cutting Board/Tray
- Wood Platform with Mixing Bowl and Colander Attachments
- 3-Bowl Condiment Tray
- Foldable Stainless Steel Drying Rack
- Bottom Rinse Grid
- Basket Strainer Drain Assembly
- Decorative Drain Cover
- Cutout Templates
- Mounting Clips



Image: A comprehensive view of all accessories included with the Ruvati RVH8222 sink, including the cutting board, drying rack, mixing bowl, colander, condiment tray, bottom grid, and drain assembly.

**SPECIFICATIONS**

| Feature           | Detail  |
|-------------------|---|
| Model Number      | RVH8222   |
| Material          | Premium T-304 Grade (18/10 Chromium/Nickel) Stainless Steel |
| Gauge             | 16 Gauge  |
| Finish            | Commercial-Grade Brushed Finish                             |
| Installation Type | Undermount  |

|                          |  |
|--------------------------|--|
| Exterior Dimensions      | 33-1/2" (wide) x 19" (front-to-back)     |
| Interior Bowl Dimensions | 31-7/8" (wide) x 14-5/8" (front-to-back) |
| Bowl Depth               | 10"                                      |
| Minimum Base Cabinet     | 36"                                      |
| Drain Type               | Grid (Basket Strainer included)          |
| Certifications           | cUPC compliant and approved by IAPMO     |

RVH8222

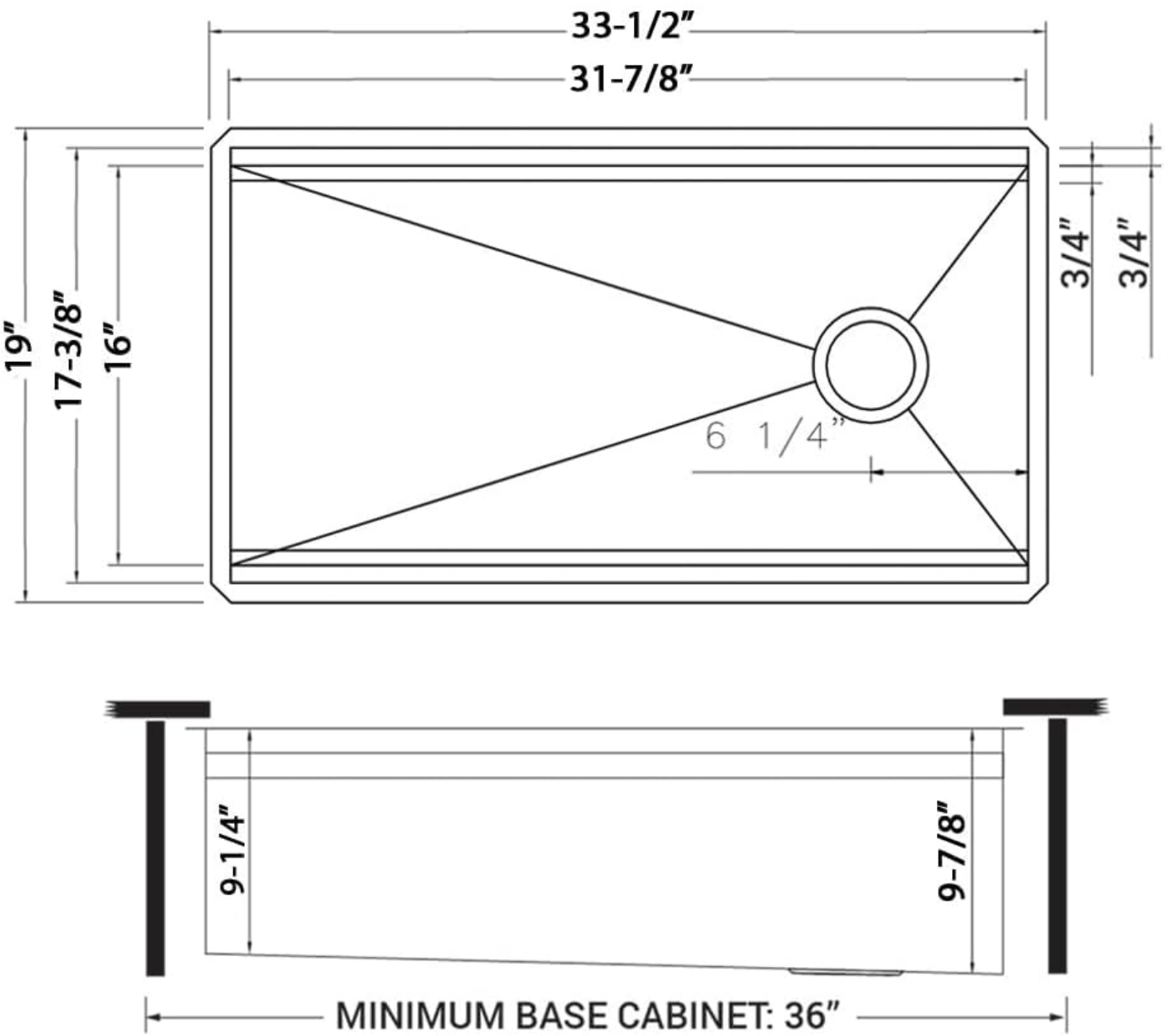


Image: Technical drawing illustrating the precise dimensions of the Ruvati RVH8222 sink, including exterior, interior, and bowl depth measurements, along with the minimum base cabinet requirement.

SETUP AND INSTALLATION

The Ruvati RVH8222 sink is designed for undermount installation. Professional installation is recommended to ensure proper fit and function.

### Pre-Installation Checklist:

- Verify all package contents are present and undamaged.
- Ensure your base cabinet meets the minimum 36-inch requirement.
- Have necessary tools ready (e.g., sealant, drill, clamps, safety gear).
- Review local plumbing codes and regulations.

### Installation Steps:

1. **Prepare Countertop:** Use the provided cutout template to accurately mark and cut the opening in your countertop. Ensure the edges are smooth and clean.
2. **Position Sink:** Apply a continuous bead of silicone sealant around the rim of the sink. Carefully lift and position the sink underneath the countertop opening, aligning it precisely.
3. **Secure with Clips:** Attach the mounting clips to the underside of the countertop and tighten them evenly to secure the sink in place. Wipe away any excess sealant.
4. **Connect Plumbing:** Install the basket strainer drain assembly into the sink's drain opening. Connect the P-trap and other plumbing components according to standard plumbing practices. The offset drain design allows for extra under-cabinet space.
5. **Water Test:** Once all connections are made, slowly turn on the water supply and check for any leaks around the drain and plumbing connections.



Image: A visual representation of the sink's dimensions and the required minimum base cabinet size for proper undermount installation.

## OPERATION AND USE

The Ruvati workstation sink features a patented dual-tier ledge system, allowing for versatile use of its included accessories. The innovative slope-bottom design ensures efficient drainage.

### Using the Dual-Tier Ledge System:

The sink has two levels of tracks on the front and back. Accessories can slide along these tracks, providing a flexible workspace directly over the sink.





Image: An overhead view demonstrating the functionality of the dual-tier ledge system, with a wooden cutting board and a three-bowl condiment tray positioned on the ledges, maximizing workspace.

### Included Accessories and Their Use:

- **Reversible Cutting Board/Tray:** This solid hardwood cutting board can be used on both the upper and lower tiers. One side is flat for general cutting, and the other has raised edges to contain liquids.
- **Wood Platform with Mixing Bowl and Colander:** This versatile platform fits on both tiers. The stainless steel mixing bowl and colander attachments can be inserted into the platform, ideal for washing produce or preparing ingredients.
- **3-Bowl Condiment Tray:** Designed to slide on the upper tier, this tray is perfect for serving condiments, preparing small ingredients, or holding utensils.
- **Foldable Drying Rack:** Made of stainless steel bars and a flexible silicone frame, this rack can be unrolled over the sink for air-drying dishes, fruits, or vegetables. It can be easily rolled up for storage.
- **Bottom Rinse Grid:** Place this stainless steel grid at the bottom of the sink to protect the surface from scratches and impacts, while allowing water to drain freely.



Image: Two individuals utilizing the Ruvati workstation sink, demonstrating how the various accessories like cutting boards and drying racks integrate seamlessly to create an efficient food preparation and cleanup area.

## Slope-Bottom Design:

The sink's bottom is engineered with a 1-inch slope towards the drain. This design facilitates efficient water runoff and directs food debris towards the drain, minimizing standing water and making cleanup easier.

## CARE AND MAINTENANCE

---

Proper care will preserve the beauty and functionality of your Ruvati stainless steel sink for years to come.

### Daily Cleaning:

- After each use, rinse the sink thoroughly with warm water to remove any food particles or residue.
- Wipe the sink dry with a soft, clean cloth to prevent water spots and mineral buildup, especially in hard water areas.
- For general cleaning, use a mild dish soap and a soft sponge or cloth.

### Deep Cleaning and Stain Removal:

- For stubborn stains, use a non-abrasive stainless steel cleaner or a paste made of baking soda and water. Apply with a soft cloth and rub in the direction of the grain.
- Rinse thoroughly and dry.
- Avoid using steel wool, abrasive pads, or harsh chemical cleaners (e.g., bleach, drain cleaners containing chlorides) as they can damage the finish and cause corrosion.

### Care for Accessories:

- **Wood Cutting Board/Platform:** Hand wash with mild soap and water. Do not soak or put in a dishwasher. Periodically apply food-grade mineral oil to maintain the wood's condition and prevent drying/cracking.

- **Stainless Steel Accessories (Grid, Bowls, Colander, Drying Rack):** These can be washed with dish soap and water. Ensure they are dried completely to prevent water spots.



Image: A detailed view of the commercial-grade brushed finish of the Ruvati sink, highlighting its texture which helps hide scratches and is easy to clean.

## TROUBLESHOOTING

This section addresses common issues you might encounter with your Ruvati sink.

| Problem                         | Possible Cause  | Solution  |
|---------------------------------|---|---|
| Water spots or mineral buildup  | Hard water residue; not drying sink after use.            | Wipe sink dry after each use. For existing spots, use a vinegar solution (1 part vinegar to 3 parts water) or a stainless steel cleaner, then rinse and dry.  |
| Scratches on sink surface       | Abrasive materials or sharp objects.                      | The brushed finish is designed to hide minor scratches. For deeper scratches, specialized stainless steel scratch removal kits may be used (follow product instructions carefully). Always use the bottom rinse grid to protect the sink. |
| Slow drainage                   | Drain clogged with food debris.                           | Remove the basket strainer and clear any debris. Use a plunger or a non-corrosive drain cleaner if necessary. Avoid pouring grease down the drain.  |
| Sink appears dull or discolored | Residue from cleaners, food, or lack of regular cleaning. | Clean thoroughly with a mild soap and water, then dry. For a brighter finish, use a stainless steel polish. Ensure no harsh chemicals are used.   |

## WARRANTY INFORMATION

Ruvati products are manufactured under the highest standards of quality and workmanship. This Ruvati sink is covered by a **Limited Lifetime Warranty**. This warranty covers defects in material and workmanship under normal use and service for the lifetime of the original purchaser. For full details regarding warranty coverage, limitations, and how to make a claim, please refer to the official Ruvati warranty documentation or visit the Ruvati website.

## CUSTOMER SUPPORT

Should you have any questions, require technical assistance, or need to report a missing or damaged part, please contact Ruvati customer support. You can find contact information and additional resources by visiting the official Ruvati website or their brand store on Amazon.

**Ruvati Official Website:** [www.ruvati.com](http://www.ruvati.com)






PRODUCT VIDEOS

No relevant official product videos from the seller were found for embedding in this manual based on the provided data.



© 2023 Ruvati. All rights reserved. Information in this manual is subject to change without notice.  
For the latest information, please visit [www.ruvati.com](http://www.ruvati.com).

Related Documents

|   |  |
|---|--|
|   | <p><a href="#">Ruvati RVH185841LM Undermount Workstation Sink - Specifications and Features</a></p> <p>Detailed specifications, features, and included accessories for the Ruvati RVH185841LM undermount workstation sink. Learn about its material, dimensions, and installation type.</p>                          |
|  | <p><a href="#">Ruvati RVH8542ST Undermount Workstation Bar Sink Specification Sheet</a></p> <p>Detailed specifications for the Ruvati RVH8542ST undermount workstation bar sink, including material, features, dimensions, and included accessories. Made from premium T304 grade stainless steel.</p>               |
|  | <p><a href="#">Ruvati Undermount Workstation Sink Installation Guide</a></p> <p>Official installation guide for Ruvati undermount workstation sinks. Includes essential care and maintenance tips, limited lifetime warranty details, and comprehensive step-by-step instructions for professional installation.</p> |

**RVH183001LM**  
UNDERMOUNT 18" WORKSTATION T304 SINK

**MATERIAL**

- Type 304 Stainless Steel
- 18 Gauge Thick
- 18 Gauge Thick
- 18 Gauge Thick
- 18 Gauge Thick

**FEATURES**

- Single Pre-Drilled Mounting Holes
- 18 Gauge Thick
- 18 Gauge Thick
- 18 Gauge Thick
- 18 Gauge Thick

**IN THE BOX**

- Sink
- Drain
- Mounting Brackets
- Mounting Screws
- Drain Cover
- Drain Cover Gasket
- Drain Cover Gasket Gasket
- Drain Cover Gasket Gasket

**NOMINAL DIMENSIONS**

| Overall Length | Overall Width | Overall Depth | Overall Height | Overall Weight |
|----------------|---------------|---------------|----------------|----------------|
| 18" (457mm)    | 18" (457mm)   | 10" (254mm)   | 10" (254mm)    | 10" (254mm)    |

**RuVati USA**  
www.ruvati.com

**Phone:** 800-451-8888  
**Email:** support@ruvati.com

[RuVati RVH183001LM Undermount Workstation Sink - Specifications and Features](#)

Detailed specification sheet for the RuVati RVH183001LM undermount workstation sink, including materials, features, dimensions, and included accessories. Learn about its premium T304 stainless steel construction and workstation capabilities.

Detailed specification sheet for the Ruvati RVH183001LM undermount workstation sink, including materials, features, dimensions, and included accessories. Learn about its premium T304 stainless steel construction and workstation capabilities.

# RVH822

Double Ledge Undermount  
Stainless Steel Kitchen Sink Single Bowl

## Features

- 16 gauge T-304 grade stainless steel
- Commercial grade brushed finish
- Heavy duty sound gumpadding and undercoating
- Slanted bottom with elegant drain grooves for easy draining
- Drain placement - Offset (left or right)

## In the Box

- Sink
- Cutting Board
- Mixing Bowl & Colander Bowl
- Rectangular Colander
- Foldable Drying Rack
- Basket strainer drain assembly and Decorative Drain Cover
- Bottom rise grid
- Cut out template and Mounting Clips

## Dimensions

| Model Number | Width   | Length | Depth  |
|--------------|---------|--------|--------|
| RVH822       | 33 1/2" | 19"    | 9 7/8" |

RUVATI USA

[www.ruvati.com](http://www.ruvati.com)

Rev 06/18

Page 1

Printed in USA

[\[pdf\]](#) Installation Guide Instructions Dimension Guide Guide Catalog

# 16 Gauge Stainless Steel 33 in Single Bowl Undermount Workstation Kitchen Sink Installation Guide

Ruvati RVH8222 610370722329 0610370722329 1003879873 06c393a7 f3dc 446f a88b 12a4c5b2425a

images thdstatic catalog Images 06 |||

## RVH8222 Double Ledge Undermount Stainlesss Steel Kitchen Sink Sngle Bowl

Features 16 gauge T-304 grade stainless steel Commercial grade brushed finish  
Heavy duty sound guard padding and undercoating Slanted bottom with elegant drain  
grooves for easy draining Drain placement - Offset left...

lang:en score:46 filesize: 1.17 M page\_count: 4 document date: 2020-03-18

# RVA1288BWC

MIXING BOWL PLATFORM

# RUVATI.

SPECIFICATION SHEET

**Material:** Food-safe Solid Composite  
**Size:** 17.14" (length) x 15.34" (width) x 3/8" (thickness)  
**Compatible Ruvati Sinks:**

- PVH382, PVH383, PVH384, PVH385, PVH386, PVH387, PVH388, PVH389, PVH390, PVH391, PVH392, PVH393, PVH394, PVH395, PVH396, PVH397, PVH398, PVH399, PVH400, PVH401, PVH402, PVH403, PVH404, PVH405, PVH406, PVH407, PVH408, PVH409, PVH410, PVH411, PVH412, PVH413, PVH414, PVH415, PVH416, PVH417, PVH418, PVH419, PVH420, PVH421, PVH422, PVH423, PVH424, PVH425, PVH426, PVH427, PVH428, PVH429, PVH430, PVH431, PVH432, PVH433, PVH434, PVH435, PVH436, PVH437, PVH438, PVH439, PVH440, PVH441, PVH442, PVH443, PVH444, PVH445, PVH446, PVH447, PVH448, PVH449, PVH450, PVH451, PVH452, PVH453, PVH454, PVH455, PVH456, PVH457, PVH458, PVH459, PVH460, PVH461, PVH462, PVH463, PVH464, PVH465, PVH466, PVH467, PVH468, PVH469, PVH470, PVH471, PVH472, PVH473, PVH474, PVH475, PVH476, PVH477, PVH478, PVH479, PVH480, PVH481, PVH482, PVH483, PVH484, PVH485, PVH486, PVH487, PVH488, PVH489, PVH490, PVH491, PVH492, PVH493, PVH494, PVH495, PVH496, PVH497, PVH498, PVH499, PVH500, PVH501, PVH502, PVH503, PVH504, PVH505, PVH506, PVH507, PVH508, PVH509, PVH510, PVH511, PVH512, PVH513, PVH514, PVH515, PVH516, PVH517, PVH518, PVH519, PVH520, PVH521, PVH522, PVH523, PVH524, PVH525, PVH526, PVH527, PVH528, PVH529, PVH530, PVH531, PVH532, PVH533, PVH534, PVH535, PVH536, PVH537, PVH538, PVH539, PVH540, PVH541, PVH542, PVH543, PVH544, PVH545, PVH546, PVH547, PVH548, PVH549, PVH550, PVH551, PVH552, PVH553, PVH554, PVH555, PVH556, PVH557, PVH558, PVH559, PVH560, PVH561, PVH562, PVH563, PVH564, PVH565, PVH566, PVH567, PVH568, PVH569, PVH570, PVH571, PVH572, PVH573, PVH574, PVH575, PVH576, PVH577, PVH578, PVH579, PVH580, PVH581, PVH582, PVH583, PVH584, PVH585, PVH586, PVH587, PVH588, PVH589, PVH590, PVH591, PVH592, PVH593, PVH594, PVH595, PVH596, PVH597, PVH598, PVH599, PVH600, PVH601, PVH602, PVH603, PVH604, PVH605, PVH606, PVH607, PVH608, PVH609, PVH610, PVH611, PVH612, PVH613, PVH614, PVH615, PVH616, PVH617, PVH618, PVH619, PVH620, PVH621, PVH622, PVH623, PVH624, PVH625, PVH626, PVH627, PVH628, PVH629, PVH630, PVH631, PVH632, PVH633, PVH634, PVH635, PVH636, PVH637, PVH638, PVH639, PVH640, PVH641, PVH642, PVH643, PVH644, PVH645, PVH646, PVH647, PVH648, PVH649, PVH650, PVH651, PVH652, PVH653, PVH654, PVH655, PVH656, PVH657, PVH658, PVH659, PVH660, PVH661, PVH662, PVH663, PVH664, PVH665, PVH666, PVH667, PVH668, PVH669, PVH670, PVH671, PVH672, PVH673, PVH674, PVH675, PVH676, PVH677, PVH678, PVH679, PVH680, PVH681, PVH682, PVH683, PVH684, PVH685, PVH686, PVH687, PVH688, PVH689, PVH690, PVH691, PVH692, PVH693, PVH694, PVH695, PVH696, PVH697, PVH698, PVH699, PVH700, PVH701, PVH702, PVH703, PVH704, PVH705, PVH706, PVH707, PVH708, PVH709, PVH710, PVH711, PVH712, PVH713, PVH714, PVH715, PVH716, PVH717, PVH718, PVH719, PVH720, PVH721, PVH722, PVH723, PVH724, PVH725, PVH726, PVH727, PVH728, PVH729, PVH730, PVH731, PVH732, PVH733, PVH734, PVH735, PVH736, PVH737, PVH738, PVH739, PVH740, PVH741, PVH742, PVH743, PVH744, PVH745, PVH746, PVH747, PVH748, PVH749, PVH750, PVH751, PVH752, PVH753, PVH754, PVH755, PVH756, PVH757, PVH758, PVH759, PVH760, PVH761, PVH762, PVH763, PVH764, PVH765, PVH766, PVH767, PVH768, PVH769, PVH770, PVH771, PVH772, PVH773, PVH774, PVH775, PVH776, PVH777, PVH778, PVH779, PVH780, PVH781, PVH782, PVH783, PVH784, PVH785, PVH786, PVH787, PVH788, PVH789, PVH790, PVH791, PVH792, PVH793, PVH794, PVH795, PVH796, PVH797, PVH798, PVH799, PVH800, PVH801, PVH802, PVH803, PVH804, PVH805, PVH806, PVH807, PVH808, PVH809, PVH810, PVH811, PVH812, PVH813, PVH814, PVH815, PVH816, PVH817, PVH818, PVH819, PVH820, PVH821, PVH822, PVH823, PVH824, PVH825, PVH826, PVH827, PVH828, PVH829, PVH830, PVH831, PVH832, PVH833, PVH834, PVH835, PVH836, PVH837, PVH838, PVH839, PVH840, PVH841, PVH842, PVH843, PVH844, PVH845, PVH846, PVH847, PVH848, PVH849, PVH850, PVH851, PVH852, PVH853, PVH854, PVH855, PVH856, PVH857, PVH858, PVH859, PVH860, PVH861, PVH862, PVH863, PVH864, PVH865, PVH866, PVH867, PVH868, PVH869, PVH870, PVH871, PVH872, PVH873, PVH874, PVH875, PVH876, PVH877, PVH878, PVH879, PVH880, PVH881, PVH882, PVH883, PVH884, PVH885, PVH886, PVH887, PVH888, PVH889, PVH890, PVH891, PVH892, PVH893, PVH894, PVH895, PVH896, PVH897, PVH898, PVH899, PVH900, PVH901, PVH902, PVH903, PVH904, PVH905, PVH906, PVH907, PVH908, PVH909, PVH910, PVH911, PVH912, PVH913, PVH914, PVH915, PVH916, PVH917, PVH918, PVH919, PVH920, PVH921, PVH922, PVH923, PVH924, PVH925, PVH926, PVH927, PVH928, PVH929, PVH930, PVH931, PVH932, PVH933, PVH934, PVH935, PVH936, PVH937, PVH938, PVH939, PVH940, PVH941, PVH942, PVH943, PVH944, PVH945, PVH946, PVH947, PVH948, PVH949, PVH950, PVH951, PVH952, PVH953, PVH954, PVH955, PVH956, PVH957, PVH958, PVH959, PVH960, PVH961, PVH962, PVH963, PVH964, PVH965, PVH966, PVH967, PVH968, PVH969, PVH970, PVH971, PVH972, PVH973, PVH974, PVH975, PVH976, PVH977, PVH978, PVH979, PVH980, PVH981, PVH982, PVH983, PVH984, PVH985, PVH986, PVH987, PVH988, PVH989, PVH990, PVH991, PVH992, PVH993, PVH994, PVH995, PVH996, PVH997, PVH998, PVH999, PVH1000, PVH1001, PVH1002, PVH1003, PVH1004, PVH1005, PVH1006, PVH1007, PVH1008, PVH1009, PVH1010, PVH1011, PVH1012, PVH1013, PVH1014, PVH1015, PVH1016, PVH1017, PVH1018, PVH1019, PV

[\[pdf\]](#) Instructions Specifications

RVA1288BWC Read instructions Ruvati Mixing Bowl And Colander With Black Composite Platform For

Workstation Sinks Kitchen Bath Specification Sheet kbauthority files 3 ||

RVA1288BWC MIXING BOWL PLATFORM SPECIFICATION SHEET Material: Food-


safe Solid Composite Size: 17 ... RVH6222, RVH6333, RVH6527 RVH6530,

RVH6533, RVH8002, RVH8003, RVH8023, RVH8030, RVH8035, RVH8036.

**RVH8222, RVH8224, RVH8300, RVH8301, RVH8307, RVH8308, RVH8309.**

RVH8310, RVH8320, RVH8324, RVH8253, ...

lang:en score:38 filesize: 487.95 K page count: 1 document date: 2024-08-1

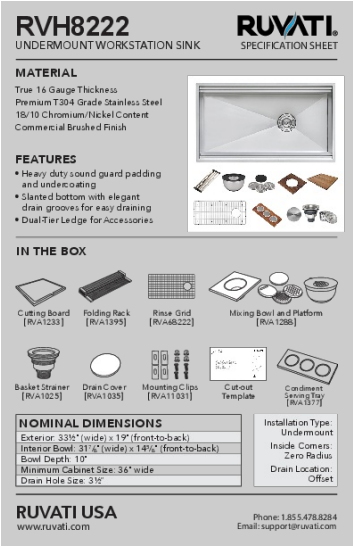


[\[pdf\]](#) Specifications Dimension Guide Accessories

R110220 SpecSheet RVH8222 ruvit rvh8222 specsheets s1 img b build mediabase specifications ruvati 1457578

**RVH8222 UNDERMOUNT WORKSTATION SINK MATERIAL** True 16 Gauge Thickness Premium T304 Grade Stainless Steel 18/10 Chromium/Nickel Content Commercial Brushed Finish **FEATURES** Heavy duty sound guard padding and undercoating Slanted bottom with elegant drain grooves for easy draining Single-Tier Ledge fo...

lang:en score:37 filesize: 2.03 M page\_count: 2 document date: 2020-12-11




[\[pdf\]](#) Specifications Dimension Guide Accessories

R110220 SpecSheet RVH8222 Specification Sheet Ruvati 33 inch Workstation Ledge Kitchen Sink Undermount 16 Gauge Stainless Steel A117YfybBGL m media amazon images I |||

**RVH8222 UNDERMOUNT WORKSTATION SINK MATERIAL** True 16 Gauge Thickness Premium T304 Grade Stainless Steel 18/10 Chromium/Nickel Content Commercial Brushed Finish **FEATURES** Heavy duty sound guard padding and undercoating Slanted bottom with elegant drain grooves for easy draining Dual-Tier Ledge for ...

lang:en score:32 filesize: 1.68 M page\_count: 2 document date: 2021-06-23



[\[pdf\]](#) Instructions Specifications Dimension Guide Accessories


RVH8222 Read instructionsRuvati Dual Tier 33 Inch Undermount 16 Gauge Workstation Two tiered Ledge Kitchen Sink Stainless SteelRVH8222 Specification Sheetbauthority files Ruvati 3 Sheet |||

**RVH8222 UNDERMOUNT WORKSTATION SINK MATERIAL** True 16 Gauge Thickness Premium T304 Grade Stainless Steel 18/10 Chromium/Nickel Content Commercial Brushed Finish **FEATURES** Heavy duty sound guard padding and undercoating Slanted bottom with elegant drain grooves for easy draining Dual-Tier Ledge for ...

lang:en score:32 filesize: 4.79 M page\_count: 2 document date: 2024-08-27

# RVH222

## UNDERMOUNT SINK



# RUVATI.


## SPECIFICATION SHEET

### MATERIAL


True 16 Gauge Thickness  
 Premium 304 Grade Stainless Steel  
 16/10 Chromium/Nickel Content  
 Commercial Brushed Finish

### FEATURES


- Heavy duty sound guard padding and undercoating
- Slanted bottom with elegant drain grooves for easy draining
- Single-Tier Ledge for Accessories




### IN THE BOX




Cutting Board  
[RVA1233]




Folding Rack  
[RVA1395]




Rear Grid  
[RVA48222]




Mixing Bowl and Platform  
[RVA1288]




Basket Strainer  
[RVA1255]




Drain Cover  
[RVA1035]



Mounting Clips  
[RVA11031]



Cut Out Template  
[RVA11031]



Cabinet Sinking Tray  
[RVA1037]

### NOMINAL DIMENSIONS

Exterior: 33½" (wide) x 19" (front-to-back)  
 Interior Bowl: 31½" (wide) x 14½" (front-to-back)  
 Bowl Depth: 10"  
 Minimum Cabinet Size: 36" wide  
 Drain Hole Size: 3½"

Installation Type:  
 Under mount  
 Inside Corner:  
 Zero Radius  
 Drain Location:  
 Offset

# RUVATI USA

www.ruvati.com

Phone: 1.85.578.8284  
 Email: support@ruvati.com

R110220 SpecSheet RVH8222 Ruvati Dual Tier Undermount 33 Stainless Steel Single Bowl Kitchen Sink  
at Menards@cdn menardc main items media RUVAT001 Prod Tech Spec |||

## RVH8222 UNDERMOUNT WORKSTATION SINK MATERIAL True 16 Gauge

## Thickness Premium T304 Grade Stainless Steel 18/10 Chromium/Nickel Content

Commercial Brushed Finish FEATURES Heavy duty sound guard padding and

undercoating Slanted bottom with elegant drain grooves for easy draining Single

Ledge fo...

lang:en score:32 filesize: 1.68 M page\_count: 2 document date: 2021-05-06

# RVA124

PLATFORM FOR MIXING BOWL

# RUVATI

SPECIFICATION SHEET

**Material:** Hardwood – Solid Sapelle (African Mahogany)


**Size:** 17.1/8" (length) x 15.3/4" (width) x 7/8" (thick)

**Compatible Ruvati Sinks:**



RVH8003, RVH8023, RVH8030, RVH8035, RVH8222, RVH8300, RVH8301, RVH8309, RVH8310, RVH8333, RVH8345, RVH8350, RVH8351, RVH8555, RVH9050, RVH9100, RVH9200, RVH9201, RVH9300, RVH9301, RVH9333

**Care Instructions:**

Like any natural wood product this cutting board needs proper care and is handling improper use can result in the board warping or cracking, and is not covered by any warranty. Please follow the instructions below:








- Wipe up with Damp towel or wash gently with dish soap after every use and let surface or wood dry immediately. Do not leave wet or soaked in water for long periods by standing vertically on one edge
- Always store dry cutting board either vertically, or sitting on the ledges of the Ruvati work sink.
- Rub both sides with food-grade mineral oil or vegetable oil once a month.



**Don'ts**

- Don't use bleach or any other harsh cleaning agent.
- Don't leave it sitting on wet countertop.
- Don't put in dishwasher.
- Don't leave it soaked in water.
- Don't expose to hot surfaces or direct sunlight.





1 0270 22336 4

**RUVATI USA**

www.ruvati.com

RVA1244 SpecSheet ruvati ||| ||| RVA1244 PLATFORM FOR MIXING BOWL SPECIFICATION SHEET

Material: Hardwood Solid Sapele African Mahogany Size: 17-1/8 length x 15-3/4 width x 7/8 thick

Compatible Ruvati Sinks: RVH8003, RVH8023, RVH8030, RVH8035, RVH8222, RVH8300, RVH8301, RVH

RVA1244 PLATFORM FOR MIXING BOWL SPECIFICATION SHEET Material:

Hardwood Solid Sapele African Mahogany Size: 17-1/8 length x 15-3/4 width x 7/8  
thick Compatible Ruvati Sinks: RVH8003, RVH8023, RVH8030, RVH8035, **RVH8222**,  
RVH8300, RVH8301, RVH8309, RVH8310, RVH8333, RVH8345, RVH8350, R...

lang:en score:32 filesize: 464.1 K page\_count: 1 document date: 2022-09-01



[\[pdf\]](#) Installation Guide Instructions Guide Warranty Accessories Catalog

C Undermount Workstation Installation Assembly InstructionsRuvati 21 Bar Prep Sink 16 Gauge Ledge  
Stainless Steel Single Bowl RVH8307 8 x 11 Bed Bath Bey1348404079 25828451 e0ef 36d7 b178  
dfef266344bcbdbathandbeyond 1348404079 dfef266344bc InstructionsInstallation BeyRuvati Ibiza 32  
inch Glass Rinser and Combo Und1348404079 dfef266344bcRuvati Guidebedbathandbeyond  
dfef266344bccdn shopify s files 1 2660 4504 Ruvati Guide v 1720810844 UndRuvati Alto 27 19 12 Deep  
Laundry Utility Un1348404079 GuideRuvati 1720810844cdn UnRuvati Dual Tier 33 Kitchen at  
Menards@1348404079 menardc main items media RUVAT001 Install Instruct Menards@Ruvati in with  
Accessories RVH8222 The Home Depot1348404079 Guide33df9b38 3411 4ab0 851c

beee549ea320bedbathandbeyond Workstationimages thdstatic catalog Images 33df9b38 beee549ea320

||| ||| CARE AND MAINTENANCE: Clean regularly with normal detergent and warm water. Always make a  
habit of drying your sink after use and buffing with a soft cloth. This will ensure that no buildup of  
limescale or other mineral deposits can occur. ||| CARE AND MAINTENANCE: Clean regularly with  
normal detergent and warm water. Always make a habit of drying your sink after use and buffing with a  
soft cloth. This will ensure that no buildup of limescale or other mineral deposits can occur. ||| CARE AND  
MAINTENANCE: Clean regularly with normal detergent and warm water. Always make a habit of drying  
your sink after use and buffing with a soft cloth. This will ensure that no buildup of limescale or other  
mineral deposits can occur.



CARE AND MAINTENANCE: Clean regularly with normal detergent and warm water.  
Always make a habit of ... ti.com RUVATI USA www.ruvati.com INSTALLATION  
GUIDE UNDERMOUNT WORKSTATION SINK RVH6222, RVH6333, **RVH8222**,  
RVH8224, RVH8253, RVH8255, RVH8277 RVH8299, RVH8300, RVH8301,  
RVH8303, RVH8304, RVH8307, RV...

lang:en score:31 filesize: 559.54 K page\_count: 2 document date: 2023-12-29

[\[pdf\]](#) Installation Guide Guide Warranty

C Undermount Workstation INSTALLATION GUIDE UNDERMOUNT WORKSTATION 8 janv 2024 —  
These rust particles attach to the sink surface forming stains Clean with Barkeeper s Friend cleaning  
powder and a dish scrubbing 7 ruvati ||| ||| CARE AND MAINTENANCE: Clean regularly with normal  
detergent and warm water. Always make a habit of drying your sink after use and buffing with a soft cloth.  
This will ensure that no buildup of limescale or other mineral deposits can occur.  
CARE AND MAINTENANCE: Clean regularly with normal detergent and warm water.  
Always make a habit of ... ti.com RUVATI USA www.ruvati.com INSTALLATION  
GUIDE UNDERMOUNT WORKSTATION SINK RVH6222, RVH6333, **RVH8222**,  
RVH8224, RVH8253, RVH8255, RVH8277 RVH8299, RVH8300, RVH8301,  
RVH8303, RVH8304, RVH8307, RV...

lang:en score:31 filesize: 559.53 K page\_count: 2 document date: 2023-12-29



R110220 SpecSheet RVH8222 Specification SheetRUVATI 33 inch Workstation Two Tiered Kitchen Sink  
Undermount ED SupplyRVH8222 Specscdn shopify s files 1 1568 5311 Specs v 1620536274


UNDERMOUNT WORKSTATION SINK MATERIAL True 16 Gauge Thickness Premium T304 Grade  
Stainless Steel 18/10 Chromium/Nickel Content Commercial Brushed Finish FEATURES Heavy duty  
sound guard padding and undercoating Slanted bottom with ele

lang:en score:30 filesize: 2.03 M page\_count: 2 document date: 2020-12-11

Comprehensive installation guide and maintenance tips for Ruvati undermount workstation sinks, including warranty information and troubleshooting for rust spots. Features model numbers RVH and RVU series.

# RVH222

## UNDERMOUNT SINK



## SPECIFICATION SHEET


---

### MATERIAL





True 16 Gauge Thickness  
Premium T204 Grade Stainless Steel  
18/10 Chromium/Nickel Content  
Commercial Brushed Finish

### FEATURES





- Heavy duty sound guard padding and undercoating
- Slanted bottom with elegant drain grooves for easy draining
- Single-Tier Ledge for Accessories




### IN THE BOX

|   |  |  |  |
|---|--|--|--|
| <br>Cutting Board<br>[RVA1233] | <br>Folding Rack<br>[RVA1395] | <br>Rise Grid<br>[RVA48222] | <br>Mixing Bowl and Platform<br>[RVA1286] |
|---|--|--|--|

|   |   |   |  |
|---|---|---|--|
| <br>Basket Strainer<br>[RVA1253] | <br>Drain Cover<br>[RVA1035] | <br>Mounting Clips<br>[RVA11031] | <br>Cutout Template |
|---|---|---|--|

|   |  |
|---|--|
| <br>Condensate Siphoning Tray<br>[RVA1037] |  |
|---|--|

### NOMINAL DIMENSIONS

|  |
|--|
| Exterior: 33½" (wide) x 19" (front-to-back)<br>Interior Bowl: 31¼" (wide) x 14½" (front-to-back)<br>Drain Depth: 10"<br>Drain Hole Size: 3½" |
|--|

### RUVATI USA

www.ruvati.com

Phone: 1.85.5.478.828.4  
Email: support@ruvati.com

### Installation Type


Undermount

Inside Corners:

Zero Radius

Drain Location:

Offset



[illegible]

# RVH2822

## UNDERMOUNT WORKSTATION SINK

**RUVATI.**  
SPECIFICATION SHEET

### MATERIAL

- True 16 Gauge Thickness
- Premium T304 Grade Stainless Steel
- 18/0 Chromium/Nickel Coating
- Commercial Brushed Finish

### FEATURES

- Heavy duty sound guard padding and undercoating
- Slanted bottom with elegant drain grooves for easy draining
- Single-Tie Ledge for Accessories

### IN THE BOX

### NOMINAL DIMENSIONS

- Exterior: 33 1/2" (width) x 19" (front-to-back)
- Interior Bowl: 31 1/4" (width) x 14 1/4" (front-to-back)
- Bowl Depth: 10"
- Minimum Cabinet Size: 36" wide
- Drain Hole Size: 3 1/2"

- Installation Type: Undermount
- Inside Corners: Zero Radius
- Drain Location: Offset

**RUVATI USA**  
[www.ruvati.com](http://www.ruvati.com)


Phone: 1.855.478.8284  
 Email: [support@ruvati.com](mailto:support@ruvati.com)

R110220 SpecSheet RVH8222 3074684 secure img1 fg wfcdn docresources 246130000 307 |||

lang:en score:29 filesize: 1.68 M page\_count: 2 document date: 2021-03-24

## RVA1377

HARDWOOD CONDIMENT TRAY



SPECIFICATION SHEET

---




|                                 |   |
|---------------------------------|---|
| Material:                       | Hardwood – Solid Sapele (African Mahogany)                            |
| Size:                           | 7-3/4" (length) x 17-1/4" (width) x 1" (thick)                        |
| <b>Compatible Ruvati Series</b> |   |
| RV-HS01E,                       | RV-HB003, RV-HB030, RV-HB035, RV-HB300, RV-HB301,                     |
| RV-HS307,                       | RV-HB308, RV-HB309, RV-HB310, RV-HB311, RV-HB314, RV-HB345, RV-HB350, |
| RV-HS351,                       | RV-HB359, RV-HB359, RV-HB378, RV-HB382, RV-HB391, RV-HB391, RV-HB391, |
| RV-HP020,                       | RV-HP050, RV-HP100, RV-HP200, RV-HP201, RV-HP300, RV-HP301,           |
| RV-HS222,                       | RV-HS255, RV-HS277, RV-HB299, RV-HB333, RV-HB555, RV-HP222,           |
| RV-HP333                        |   |


### Care Instructions:


Like any natural wood product, this cutting board needs proper care and handling. Improper use can result in the board warping or cracking, and is not covered by any warranty. Please follow the instructions below:

### DO's


-  • Wipe off with Damp towel, or wash gently with dish soap after use and rinse well with water. Dry immediately. Do not leave wet or soaked in water. Let dry by standing vertically on one edge.
-  • Always store dry cutting board either vertically, or sitting on the ledges of the Ruvati workstation as sink.
-  • Rub both sides with food-grade mineral oil or vegetable oil once a month.

### DON'Ts

- Don't use bleach or any other harsh cleaning agent.
- Don't leave it sitting on wet countertop.
-  • Don't put in dishwasher.
- Don't leave it soaked in water.
- Don't expose to heat sources or direct sunlight.



0 42173 03030 2



www.ruvati.com

# RVH2822

## UNDERMOUNT WORKSTATION SINK

**RUVATI.**  
SPECIFICATION SHEET

### MATERIAL

True 16 Gauge Thickness  
Premium T304 Grade Stainless Steel  
18/10 Chromium/Nickel Coating  
Commercial Brushed Finish

### FEATURES

- Heavy duty sound guard padding and undercoating
- Slanted bottom with "elegant drain grooves for easy draining
- Single-Tier Ledge for Accessories

### IN THE BOX

### NOMINAL DIMENSIONS

Exterior: 33 1/2" (wide) x 19" (front-to-back)  
Interior Bowl: 31 1/4" (wide) x 14 1/4" (front-to-back)  
Bowl Depth: 10"  
Minimum Cabinet Size: 36" wide  
Drain Hole Size: 3 1/2"


Installation Type: Undermount  
Inside Corner: Zero Radius  
Drain Location: Offset

**RUVATI USA**  
ruvati.com

Phone: 1.855.478.8284  
Email: support@ruvati.com

# RUVH8222


## UNDERMOUNT WORKSTATION SINK



### SPECIFICATION SHEET


### FEATURES

- True 16 Gauge Thickness
- Premium T304 Grade Stainless Steel
- 18" x 18" Chromium/Nickel Content
- Commercial Brushed Finish




### FEATURES


- Heavy duty sound guard padding and undercoating
- Sleanted bottom with elegant drain grooves for easy draining
- Dual-Tier Ledge for Accessories




### IN THE BOX




Cutting Board  
(RVA1133)




Folding Rack  
(RVA1395)




Rinse Grid  
(RVA64222)




Mixing Bowl and Platform  
(RVA1288)




Basket Strainer  
(RVA1052)




Drain Cover  
(RVA1030)



Mounting Clips  
(RVA11031)



Cutout Template



Conditioning Salt Tray  
(RVA1577)

### NOMINAL DIMENSIONS

Exterior: 33 1/2" (width) x 19" (front-to-back)

Interior Bowl: 33 1/2" (width) x 16" (front-to-back)

Bowl Depth: 10"

Minimum Cabinet Size: 36" wide

Drain Hole Size: 3/4"

**Installation Type:**  
Undermount

**Include Corners:**  
Sharp

**Drain Location:**  
Offset

## RUVATI, USA

www.ruvati.com

Phone: 1.855.478.8284  
Email: support@ruvati.com



[\[pdf\]](#) Instructions Specifications Warranty

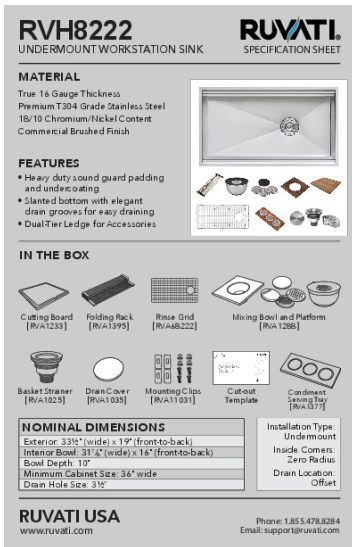
RVA1217 SolidWoodCuttingBoard SpecSheet Material Hardwood Solid Sapele African Mahogany Size

17 1/8 length x 11 width 7/8 thick Compatible Ruvati Sinksruvati rva1217 specification sheets1 img b build mediabase specifications ruvati 1437522 sheet |||

RVA1217 SOLID WOOD CUTTING BOARD SPECIFICATION SHEET Material:

Hardwood Solid Sapele African Mah ... VH8570, RVH8582, RVH8591, RVH8596, RVH9020, RVH9050, RVH9100, RVH9200, RVH9201, RVH9300, RVH9301, **RVH8222**, RVH8255, RVH8277, RVH8299, RVH8333, RVH8555, RVH9222, RVH9333 Care Instructions: Like any...

lang:en **score:27** filesize: 454.66 K page\_count: 1 document date: 2022-03-10



[\[pdf\]](#) Specifications Dimension Guide Accessories

SpecSheet RVH8222 Technical Specifications33 inch Workstation Two Tiered Ledge Kitchen Sink

Undermount 16 Gauge Stainless Steel Bed Bath Beyond 269591211138481965 c7fd066b ba90 3781 b1f6 947caf5a24ccbedbathandbeyond 1138481965 947caf5a24cc |||

**RVH8222** UNDERMOUNT WORKSTATION SINK MATERIAL True 16 Gauge Thickness Premium T304 Grade Stainless Steel 18/10 Chromium/Nickel Content Commercial Brushed Finish FEATURES Heavy duty sound guard padding and undercoating Slanted bottom with elegant drain grooves for easy draining Dual-Tier Ledge for ...

lang:en **score:27** filesize: 1.67 M page\_count: 2 document date: 2022-07-08



[\[pdf\]](#) Instructions Specifications Warranty

RVA1217 SolidWoodCuttingBoard SpecSheet 30 giu 2022 — Material Hardwood Solid Sapele African

Mahogany Size 17 1/8 length x 11 width 7/8 thick Compatible Ruvati Sinks ruvati rva1217 specification sheet s2 img b faucet mediabase specifications 1437522 |||

RVA1217 SOLID WOOD CUTTING BOARD SPECIFICATION SHEET Material:

Hardwood Solid Sapele African Mah ... VH8570, RVH8582, RVH8591, RVH8596, RVH9020, RVH9050, RVH9100, RVH9200, RVH9201, RVH9300, RVH9301, **RVH8222**, RVH8255, RVH8277, RVH8299, RVH8333, RVH8555, RVH9222, RVH9333 Care Instructions: Like any...

lang:en **score:26** filesize: 454.66 K page\_count: 1 document date: 2022-03-10



# RVA1217BAM

## BAMBOO CUTTING BOARD

**RUVATI.**  
SPECIFICATION SHEET

|   |  |
|---|--|
| Material  | Solid Bamboo                               |
| Size  | 17-16" (width) x 11" (width) x 76" (thick) |
| Compatible Ruvati Sinks   |  |
| RVH8002, RVH8003, RVH8023, RVH8030, RVH8035, RVH8300, RVH8301, RVH8307, RVH8308, RVH8309, RVH8310, RVH8319, RVH8341, RVH8345, RVH8350, RVH8351, RVH8356, RVH8359, RVH8570, RVH8582, RVH8591, RVH8594, RVH9020, RVH9050, RVH9110, RVH9200, RVH9201, RVH9300, RVH9301, RVH8522, RVH8525, RVH8277, RVH9299, RVH8333, RVH8555, RVH9222, RVH9333 |  |

### Care Instructions:

Like any natural wood product, this cutting board needs proper care and is not handling improper use can result in the board warping or cracking, and is not covered by any warranty. Please follow the instructions below:

### DOs

- Wipe off with Damp towel or wash gently with dish soap after use and rinse well with water. Dry immediately after use. Do not leave wet or soaked in water. Let dry by standing vertically on one edge.
- Always store dry cutting board either vertically, or sitting on the ledges of the Ruvati workstation or sink.

- Rub both sides with food grade mineral oil or vegetable oil once a month.

### DON'Ts

- Don't use bleach or any other harsh cleaning agent.
- Don't leave it sitting on wet counter top.
- Don't put in dishwasher.
- Don't leave it soaked in water.
- Don't expose to hot surfaces or direct sunlight.

**RUVATI USA**

[www.ruvati.com](http://www.ruvati.com)

lang:en score:26 filesize: 455.03 K page\_count: 1 document date: 2022-03-10

[illegible]


# RVA1233BWC

## SOLID COMPOSITE CUTTING BOARD

**RUVATI**  
SPECIFICATION SHEET

|                          |   |        |        |
|--------------------------|---|--------|--------|
| Material:                | Food-safe Solid Composite                         |        |        |
| Size:                    | 17-1/4" (length) x 15-7/8" (width) x 3/8" (thick) |        |        |
| Compatible Ruvati Sinks: |   |        |        |
| RV1301                   | RV1304  | RV1332 | RV1338 |
| RV1302                   | RV1303  | RV1305 | RV1306 |
| RV1303                   | RV1304  | RV1305 | RV1306 |
| RV1304                   | RV1305  | RV1306 | RV1307 |
| RV1305                   | RV1306  | RV1307 | RV1308 |
| RV1306                   | RV1307  | RV1308 | RV1309 |
| RV1307                   | RV1308  | RV1309 | RV1310 |
| RV1308                   | RV1309  | RV1310 | RV1311 |
| RV1309                   | RV1310  | RV1311 | RV1312 |
| RV1310                   | RV1311  | RV1312 | RV1313 |
| RV1311                   | RV1312  | RV1313 | RV1314 |
| RV1312                   | RV1313  | RV1314 | RV1315 |
| RV1313                   | RV1314  | RV1315 | RV1316 |
| RV1314                   | RV1315  | RV1316 | RV1317 |
| RV1315                   | RV1316  | RV1317 | RV1318 |
| RV1316                   | RV1317  | RV1318 | RV1319 |
| RV1317                   | RV1318  | RV1319 | RV1320 |
| RV1318                   | RV1319  | RV1320 | RV1321 |
| RV1319                   | RV1320  | RV1321 | RV1322 |
| RV1320                   | RV1321  | RV1322 | RV1323 |
| RV1321                   | RV1322  | RV1323 | RV1324 |
| RV1322                   | RV1323  | RV1324 | RV1325 |
| RV1323                   | RV1324  | RV1325 | RV1326 |
| RV1324                   | RV1325  | RV1326 | RV1327 |
| RV1325                   | RV1326  | RV1327 | RV1328 |
| RV1326                   | RV1327  | RV1328 | RV1329 |
| RV1327                   | RV1328  | RV1329 | RV1330 |
| RV1328                   | RV1329  | RV1330 | RV1331 |
| RV1329                   | RV1330  | RV1331 | RV1332 |
| RV1330                   | RV1331  | RV1332 | RV1333 |
| RV1331                   | RV1332  | RV1333 | RV1334 |
| RV1332                   | RV1333  | RV1334 | RV1335 |
| RV1333                   | RV1334  | RV1335 | RV1336 |
| RV1334                   | RV1335  | RV1336 | RV1337 |
| RV1335                   | RV1336  | RV1337 | RV1338 |
| RV1336                   | RV1337  | RV1338 | RV1339 |
| RV1337                   | RV1338  | RV1339 | RV1340 |
| RV1338                   | RV1339  | RV1340 | RV1341 |
| RV1339                   | RV1340  | RV1341 | RV1342 |
| RV1340                   | RV1341  | RV1342 | RV1343 |
| RV1341                   | RV1342  | RV1343 | RV1344 |
| RV1342                   | RV1343  | RV1344 | RV1345 |
| RV1343                   | RV1344  | RV1345 | RV1346 |
| RV1344                   | RV1345  | RV1346 | RV1347 |
| RV1345                   | RV1346  | RV1347 | RV1348 |
| RV1346                   | RV1347  | RV1348 | RV1349 |
| RV1347                   | RV1348  | RV1349 | RV1350 |
| RV1348                   | RV1349  | RV1350 | RV1351 |
| RV1349                   | RV1350  | RV1351 | RV1352 |
| RV1350                   | RV1351  | RV1352 | RV1353 |
| RV1351                   | RV1352  | RV1353 | RV1354 |
| RV1352                   | RV1353  | RV1354 | RV1355 |
| RV1353                   | RV1354  | RV1355 | RV1356 |
| RV1354                   | RV1355  | RV1356 | RV1357 |
| RV1355                   | RV1356  | RV1357 | RV1358 |
| RV1356                   | RV1357  | RV1358 | RV1359 |
| RV1357                   | RV1358  | RV1359 | RV1360 |
| RV1358                   | RV1359  | RV1360 | RV1361 |
| RV1359                   | RV1360  | RV1361 | RV1362 |
| RV1360                   | RV1361  | RV1362 | RV1363 |
| RV1361                   | RV1362  | RV1363 | RV1364 |
| RV1362                   | RV1363  | RV1364 | RV1365 |
| RV1363                   | RV1364  | RV1365 | RV1366 |
| RV1364                   | RV1365  | RV1366 | RV1367 |
| RV1365                   | RV1366  | RV1367 | RV1368 |
| RV1366                   | RV1367  | RV1368 | RV1369 |
| RV1367                   | RV1368  | RV1369 | RV1370 |
| RV1368                   | RV1369  | RV1370 | RV1371 |
| RV1369                   | RV1370  | RV1371 | RV1372 |
| RV1370                   | RV1371  | RV1372 | RV1373 |
| RV1371                   | RV1372  | RV1373 | RV1374 |
| RV1372                   | RV1373  | RV1374 | RV1375 |
| RV1373                   | RV1374  | RV1375 | RV1376 |
| RV1374                   | RV1375  | RV1376 | RV1377 |
| RV1375                   | RV1376  | RV1377 | RV1378 |
| RV1376                   | RV1377  | RV1378 | RV1379 |
| RV1377                   | RV1378  | RV1379 | RV1380 |
| RV1378                   | RV1379  | RV1380 | RV1381 |
| RV1379                   | RV1380  | RV1381 | RV1382 |
| RV1380                   | RV1381  | RV1382 | RV1383 |
| RV1381                   | RV1382  | RV1383 | RV1384 |
| RV1382                   | RV1383  | RV1384 | RV1385 |
| RV1383                   | RV1384  |        |        |

lang:en score:25 filesize: 490.88 K page count: 1 document date: 2024-08-15




[\[pdf\]](#) Instructions Specifications

RVA1217BLK Read instructionsRuvati Siena 17 1 8 Inch Resin Thick Cutting Board For Ruvati Workstation Sinks Black Matte KitchenRVA1217BLK Specification Sheetkbauthority files 3 Sheet ||| RVA1217BLK HDPE CUTTING BOARD SPECIFICATION SHEET Material: Food-safe High Density Polyethylene H ... RVH6222, RVH6333, RVH6527 RVH6530, RVH6533, RVH8002, RVH8003, RVH8023, RVH8030, RVH8035, RVH8036, **RVH8222**, RVH8224, RVH8300, RVH8301, RVH8307, RVH8308, RVH8309, RVH8310, RVH8320, RVH8324, RVH8253, ...

lang:en score:25 filesize: 494.01 K page\_count: 1 document date: 2024-08-15





[Ruvati RVA9001LM LedgeFit Accessories for WorkReady and Workstation Sinks](#)

Specification sheet for Ruvati's RVA9001LM LedgeFit accessories, including the RVA1217BWC cutting board and RVA1397 drying rack. Details materials, dimensions, features, and compatible Ruvati sink models.

lang:en score:21 filesize: 858 K page\_count: 2 document date: 2025-06-26



[\[pdf\] Instructions Specifications](#)

RVA1255 MixingBowlInstructions SpecSheet RuvatiTo clean simply use warm water a mild dishwashing soap and soft sponge or nylon pad The lid grater attachments are NOT dishwasher safe Handwash onlyruvati |||

RVA1255 MIXING BOWL AND COLLANDER SET WITH LID AND GRATER ATTACHMENTS SPECIFICATION SHEET Material: T-304 Stainless Steel Size: 5 Qt Optional Add-On Platform for Use With Ruvati Workstation Sinks: RVA1244 sold separately Compatible Ruvati Sinks: **RVH8222**, RVH8333, RVH8555 Before Your First U...

lang:en score:20 filesize: 96.16 K page\_count: 1 document date: 2024-09-28