

## Comelit 6741W



# Comelit 6741W Monitor Mini Wi-Fi User Manual

Model: 6741W

## 1. PRODUCT OVERVIEW

The Comelit 6741W Monitor Mini is a color video intercom monitor designed for 2-wire digital video entry systems. It features a 4.3-inch display and integrated Wi-Fi connectivity, allowing for remote management via a smartphone application. This device serves as an indoor unit for receiving calls, viewing visitors, and controlling door access.



Figure 1: Front view of the Comelit 6741W Monitor Mini, showing the display and control buttons.

## 2. SAFETY INFORMATION

Please read all safety instructions carefully before installation and operation. Failure to follow these instructions may result in electric shock, fire, or damage to the device.

- Installation should only be performed by qualified personnel in accordance with local electrical codes.
- Disconnect power to the intercom system before performing any installation or maintenance.
- Do not expose the device to moisture, rain, or extreme temperatures.
- Do not attempt to disassemble or repair the unit yourself. Contact qualified service personnel.
- Ensure proper ventilation around the device.

### 3. PACKAGE CONTENTS

---

Verify that all components are present in the package:

- Comelit 6741W Monitor Mini
- Mounting bracket and screws
- Instruction manual (this document)
- (May include additional accessories depending on the specific kit)

### 4. INSTALLATION AND SETUP

---

#### 4.1 Wiring and Mounting

The Comelit 6741W operates on a 2-wire digital system. Before disconnecting your old intercom unit, it is highly recommended to photograph the existing wiring connections for reference. This will assist in correctly connecting the new monitor.

1. Disconnect power to the entire intercom system at the main breaker.
2. Carefully remove your existing intercom unit. Note the terminal connections.
3. Mount the provided bracket to the wall using the appropriate screws.
4. Connect the 2-wire bus cables to the designated terminals on the Comelit 6741W. Refer to the detailed wiring diagram provided with your specific system for precise connections.
5. If replacing an older unit, transfer any existing configuration settings (e.g., address coding pins) from the old device to the new 6741W.
6. Secure the Comelit 6741W monitor onto the mounted bracket.
7. Restore power to the intercom system.



Figure 2: Side view of the Comelit 6741W Monitor Mini, illustrating its slim profile.

## 4.2 Wi-Fi and App Configuration

The integrated Wi-Fi allows for remote access and control via the Comelit app. Ensure your Wi-Fi network is stable and within range.

1. Download the official Comelit app from your smartphone's app store (iOS or Android).
2. Follow the in-app instructions to register an account and add your Comelit 6741W device. This typically involves scanning a QR code on the device or entering a serial number.
3. Connect the monitor to your home Wi-Fi network through the app's setup process.
4. Test the connection by initiating a call from the outdoor unit and verifying that you receive a notification on your smartphone.

**Note:** The system powers the bus for approximately 20 seconds during a call. The monitor must wake up, connect to Wi-Fi, connect to the cloud, and send a push notification within this timeframe for optimal remote functionality. Ensure your Wi-Fi network is robust for reliable performance.

## 5. OPERATING INSTRUCTIONS

### 5.1 Basic Functions (On-Device)

- **Receiving a Call:** When a visitor rings the doorbell, the monitor will display the visitor's image and ring. Press the **Answer** button (typically a phone icon) to communicate.
- **Door Release:** During a call, press the **Door Release** button (typically a key icon) to unlock the door or gate.
- **Monitoring:** Press the **Monitor** button (if available) to view the outdoor camera feed without an incoming call.

- **Intercom:** If your system supports internal communication, use the **Intercom** button to call other indoor units.

The on-device touch-buttons may require firm and precise presses for optimal response. Navigate menus using arrow keys if applicable.

## 5.2 App Functions (Remote)

The Comelit app extends the functionality of your monitor to your smartphone:

- **Remote Answering:** Receive push notifications on your phone when a visitor rings. Answer the call from anywhere with an internet connection.
- **Remote Door Release:** Unlock the door or gate directly from the app during a call.
- **Visitor Log:** Review a history of missed calls and visitors.
- **Facial Recognition (Advanced):** Some app versions may support facial recognition for automatic door unlocking. To configure, record a video of your face within the app's gallery, then select the option to register your face for automatic access.

**Important:** App stability and cloud connectivity can vary. While designed for remote access, occasional connection issues may occur. Functionality is best when your phone is on the same Wi-Fi network as the monitor.

## 6. MAINTENANCE

The Comelit 6741W Monitor Mini requires minimal maintenance.

- Clean the screen and exterior with a soft, dry, lint-free cloth.
- Do not use abrasive cleaners, solvents, or aerosol sprays.
- Ensure the device is free from dust accumulation, especially around ventilation areas.

## 7. TROUBLESHOOTING

### Common Issues and Solutions:

Problem	Possible Cause	Solution
No image/sound on monitor.	No power, incorrect wiring, system fault.	Check power supply. Verify wiring connections. Contact installer if issue persists.
Wi-Fi connection unstable or failing.	Weak Wi-Fi signal, network interference, cloud service issues.	Ensure monitor is within Wi-Fi range. Restart your router. Check Comelit cloud service status (if available).
App not receiving notifications or calls.	App not running in background, phone settings, cloud connectivity issues.	Check app notification settings on your phone. Ensure the app is allowed to run in the background. Verify stable internet connection on your phone.
Touch buttons unresponsive.	Firmware glitch, physical issue.	Try restarting the monitor by temporarily disconnecting power. Ensure clean, dry fingers are used.

Problem	Possible Cause	Solution
Remote unlock fails frequently.	Delay in monitor waking up and connecting to cloud/Wi-Fi within the 20-second power cycle.	Optimize Wi-Fi signal strength near the monitor. Ensure minimal network congestion.

If you encounter issues not listed here or if solutions do not resolve the problem, please contact Comelit technical support or your installer.

## 8. SPECIFICATIONS

- **Brand:** Comelit
- **Model Number:** 6741W
- **Display Size:** 4.3 inches
- **Color:** White
- **Connectivity:** Wi-Fi (802.11n, Single-band)
- **Special Features:** Wi-Fi connectivity for remote access
- **Compatible Devices:** Wi-Fi enabled devices (smartphones/tablets for app)
- **Recommended Use:** Home intercom system
- **Components Included:** Telephone receiver, family home button, video camera, timer kit, wall socket (as per product description)

## 9. WARRANTY AND SUPPORT

For warranty information, please refer to the warranty card included with your product or visit the official Comelit website. Warranty terms may vary by region and retailer.






For technical support, troubleshooting assistance, or spare parts inquiries, please contact your authorized Comelit dealer or Comelit customer service directly. Provide your product model number (6741W) and purchase details when seeking support.


**Comelit Official Website:** [www.comelitgroup.com](http://www.comelitgroup.com)



© 2024 Comelit Group. All rights reserved.

**Related Documents - 6741W**

	<p><a href="#">Comelit 6741W/BM Mini Hands-Free Wi-Fi Door Entry Monitor User Manual</a></p> <p>User manual for the Comelit 6741W and 6741W/BM Mini Hands-Free Wi-Fi Door Entry Monitor. Learn about installation, features like face recognition and voice assistant integration, and troubleshooting.</p>
	<p><a href="#">Comelit SBTOP Audio/Video System Manual: Art. 4680C, 1622VC, 1622VCF</a></p> <p>Technical manual for the Comelit SBTOP audio/video system, covering installation, connections, technical specifications, and programming for models Art. 4680C, 1622VC, and 1622VCF. Includes compatibility charts and wiring diagrams.</p>
	<p><a href="#">Comelit 8461V Technical Manual: Installation and Operation Guide</a></p> <p>Comprehensive technical manual for the Comelit 8461V single-family door entry kit. Covers installation, configuration, operation, and wiring diagrams for the Comelit Quadra series video intercom system.</p>
	<p><a href="#">Comelit 6741W/BM Wi-Fi Door Entry Monitor Technical Manual   MYCOMELIT App Integration</a></p> <p>Comprehensive technical manual for Comelit 6741W and 6741W/BM Mini Hands-Free Wi-Fi Door Entry Monitors. Covers installation, configuration, MYCOMELIT app integration, voice assistant compatibility, and smart home features.</p>
	<p><a href="#">Comelit 8451V Quadra Kit and Wi-Fi Mini HF. SB2: Advanced Video Door Entry System</a></p> <p>Explore the Comelit 8451V Quadra Kit with Wi-Fi Mini HF. SB2, a comprehensive video door entry system offering smart connectivity, remote access, and advanced security features for modern homes and buildings.</p>



### [Comelit Simplebus2 Audio/Video System Technical Manual](#)

Comprehensive technical manual for the Comelit Simplebus2 audio/video system, detailing system functions, wiring diagrams, distance specifications, and component integration for residential, commercial, and industrial installations.