

VTech 80-163554

VTech KidiZoom Touch 5.0 Pink User Manual

Model: 80-163554

INTRODUCTION

Welcome to the VTech KidiZoom Touch 5.0 Pink digital camera user manual. This guide provides comprehensive instructions for setting up, operating, and maintaining your new camera. Designed for children aged 5-12 years, the KidiZoom Touch 5.0 offers a robust and interactive experience with its touch display, dual cameras, and a variety of creative features.



Figure 1: The VTech KidiZoom Touch 5.0 Pink camera shown with its accompanying pink headphones.

PACKAGE CONTENTS

Please ensure all items listed below are present in your package:

- 1 x VTech KidiZoom Touch 5.0 Pink Digital Camera

- 1 x USB Cable
- 1 x Headphones
- 4 x AA Demo Batteries (pre-installed)
- 1 x Wrist Strap



Figure 2: The included headphones and wrist strap, essential accessories for the KidiZoom Touch 5.0.

SETUP

Battery Installation

The camera comes with 4 AA demo batteries pre-installed. For optimal performance and extended use, it is recommended to replace these with new, high-quality alkaline batteries or rechargeable AA batteries. Ensure correct polarity when inserting batteries.

1. Locate the battery compartment on the back of the camera.
2. Use a small screwdriver to open the battery compartment cover.
3. Remove the old batteries (if any) and insert 4 new AA batteries, matching the +/- indicators.
4. Replace the cover and tighten the screw.

Memory Card (Optional)

The KidiZoom Touch 5.0 has an internal memory for approximately 100 photos (5.0 MP) or 10 minutes of video (640x480 px). To expand storage for more photos, videos, or MP3 files, an external microSD card (not included) is required.

1. Locate the microSD card slot on the side of the camera.
2. Insert a microSD card (up to 32GB, Class 10 recommended) into the slot until it clicks into place.
3. To remove, gently push the card in until it springs out.

PRODUCT FEATURES AND CONTROLS

Familiarize yourself with the camera's interface and controls for a seamless experience.



Figure 3: The camera's 3.5-inch LCD color touch display showing the main menu with icons for photos, video recorder, music player, games, playback, panorama, 'You and Me' mode, and animation studio.

- **3.5" LCD Colour Touch Display:** Capacitive touch panel for easy navigation and personalized backgrounds.
- **Front Camera:** 5.0 Megapixels for high-resolution photos and videos.
- **Rear Camera:** 2.0 Megapixels for selfies and dual-camera mode.
- **4x Digital Zoom:** Magnify your subjects.
- **Automatic Flash:** For improved lighting in low-light conditions.
- **USB Port:** For connecting to a PC to transfer files.
- **Headphone Jack:** For private listening of music or audio.

OPERATING INSTRUCTIONS

Taking Photos

To capture still images:

1. Turn on the camera using the power button.
2. Tap the "Photos" icon on the touch screen.
3. Aim the camera at your subject. Use the front camera for regular photos or the rear camera for selfies.
4. Press the shutter button or tap the screen to take a picture.
5. Explore various photo effects and filters available before or after taking a photo.



Figure 4: Children demonstrating the ease of taking a selfie with the KidiZoom Touch 5.0's rear camera.

Recording Videos

To record moving footage:

1. From the main menu, tap the "Video Recorder" icon.
2. Press the record button on the screen to start recording.
3. Press the button again to stop recording.
4. Utilize the dual camera mode to record simultaneously with both front and rear cameras.

Playing Games

The camera includes 6 interactive touchscreen games for entertainment.

1. Tap the "Games" icon on the main menu.
2. Select your desired game from the list.
3. Follow the on-screen instructions to play.

Music Player

Listen to your favorite MP3s on the go. An external microSD card is required to store MP3 files.

1. Ensure an external microSD card with MP3 files is inserted.
2. Tap the "Music Player" icon.
3. Browse and select songs to play.
4. Connect the included headphones for private listening.

Editing Photos and Videos

Unleash your creativity with the built-in editing tools.

- **Photo Effects:** Apply over 60 different effects, filters, and stamps to your photos.
- **Crazy Painting Studio:** Draw and paint on your images.
- **Animation Studio:** Create stop-motion videos from individual pictures with music and voice.
- **Voice Distortion:** Record your voice and apply fun effects.

MAINTENANCE

Proper care will extend the life of your KidiZoom Touch 5.0.

- **Cleaning:** Wipe the camera and screen with a soft, slightly damp cloth. Do not use harsh chemicals or abrasive cleaners.
- **Storage:** Store the camera in a cool, dry place away from direct sunlight and extreme temperatures. If storing for an extended period, remove the batteries.
- **Water Exposure:** The camera is not waterproof. Avoid contact with water or other liquids.
- **Impact:** While robust, avoid dropping the camera or subjecting it to strong impacts.

TROUBLESHOOTING

If you encounter issues, refer to the following table for common problems and solutions.

Problem	Solution
Camera does not turn on.	Check battery installation and replace with new batteries if necessary. Ensure the power button is pressed firmly.
Screen is unresponsive.	Restart the camera. If the issue persists, ensure the screen is clean and free of debris.
Cannot save photos/videos.	Check if the internal memory or inserted microSD card is full. Delete unnecessary files or insert a new microSD card. Ensure the microSD card is properly inserted.
Poor image quality.	Ensure the camera lens is clean. Check lighting conditions; use flash if needed.
Camera freezes or crashes.	Remove and reinsert batteries to perform a hard reset. If using a microSD card, try removing it and see if the issue resolves.

SPECIFICATIONS

Feature	Detail
Model Number	80-163554
Display	3.5" LCD Colour Touch Display (Capacitive)
Front Camera Resolution	5.0 Megapixels
Rear Camera Resolution	2.0 Megapixels
Internal Memory	Approx. 100 photos (5.0 MB) or 10 min video (640x480 px)




Feature	Detail
External Memory	microSD card slot (card not included)
Digital Zoom	4x
Power Source	4 x AA Batteries (included for demo)
Connectivity	USB port, Headphone jack
Dimensions	3.1 x 15 x 8.6 cm
Weight	100 g

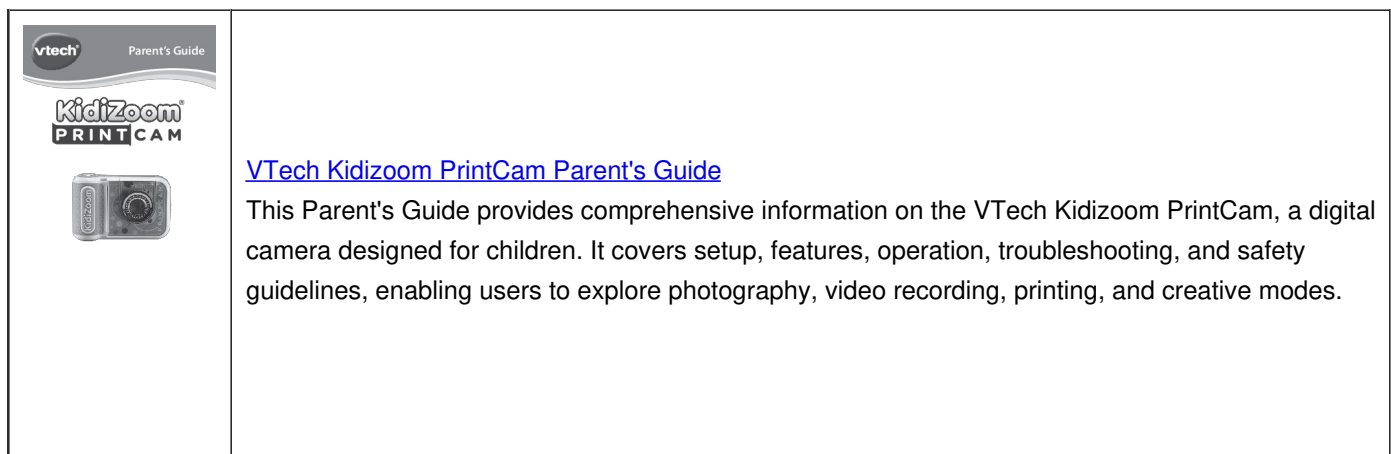
WARRANTY AND SUPPORT

For warranty information and technical support, please refer to the official VTech website or contact VTech customer service directly. Keep your purchase receipt as proof of purchase.

VTech Customer Support: www.vtechkids.com/support

Related Documents

	<p>VTech KidiZoom Studio Parent's Guide: Setup, Features, and Operation</p> <p>A comprehensive parent's guide for the VTech KidiZoom Studio camera. This manual details setup, product features, specifications, modes of operation, troubleshooting tips, care instructions, and battery disposal information.</p>
	<p>VTech KidiZoom Snap Touch Instruction Manual</p> <p>Comprehensive guide to the VTech KidiZoom Snap Touch, covering product features, setup, activities, and troubleshooting.</p>
	<p>VTech KidiZoom Snap Touch Instruction Manual</p> <p>Comprehensive instruction manual for the VTech KidiZoom Snap Touch, detailing product features, specifications, getting started, battery information, memory card installation, activities, troubleshooting, and safety guidelines.</p>



Documents - VTech – 80-163554

HYRICAN[®]

Produktdatenblatt



V-Tech Kidizoom Touch 5.0 - Digitalkamera

Produktbeschreibung: 5.0-Megapixel Touch 5.0 - Digitalkamera
Körperfarbenes mit digitaler Widescreen-
LCD-Fläche 5.0 Zoll, pink

Gruppen: Camcorder & Digitalkameras
Hersteller: V-Tech Industries
Hersteller Artikel Nr.: 8010254
EAN: 34777000254

Key Selling Points:

- LCD-Farb-Sounddisplay (Capacitive Touch Panel) mit personalisierbaren Hintergrund
- Interaktive Digitalkameras mit Touch-Display, integrieren Musik-Player, Fotoalbum, Bildbearbeitung und Spielen
- Spracherkennung, Bildbearbeitung und Spielen
- 5 Touchscreen-Spiele
- Vorlese- und Präsentation für einfache Aufnahme von Umgebungs- und Selbstporträts
- 40 digitale Zoom & automatischer Blau
- Selbstretikulation
- Mit Bluetooth-fähig erweiterbar
- Mit USB-Anschluss für die Verbindung zum PC
- Multifunktion-Anschluss

Produktmerkmale

Produktmerkmale:	V-Tech Kidizoom Touch 5.0 - Digitalkamera
Produkttyp:	Digitalkameras / Digitalkameras mit Display
Spezialanordnungen/Modelle:	Medien / Spiel / Kamera
Intensivierung:	5.0 Megapixel
Video-Auflösung:	640 x 480
Zoom:	40x
Produkt-Funktion:	Touchscreen
Display-Typ:	Farbe LCD
Kamerastil:	Impulsiv
Spezifikationen:	2.0-Megapixel, 3.0 x 2.0 Zoll
Interaktive Funktion:	Yes, 40x digital (optisch)
Spezifikationen:	3.0 x 2.0 Zoll
Interaktive Funktion:	Yes, 40x digital (optisch)
Spezifikationen:	3.0 x 2.0 Zoll x 2.0 Zoll
Größe:	300g


Alle Angaben ohne Gewähr. Alle Angaben sind ohne Gewähr. Alle Angaben sind ohne Gewähr. Alle Angaben sind ohne Gewähr. Alle Angaben sind ohne Gewähr.

[\[pdf\]](#)

VTech Kidizoom Touch 5 0 pink Appareil photo numérique Mill pixel rose Conrad Electronic Suisse fiche
technique 1846412 vtech kidizoom touch 50 appareil numerique mill asset conrad media10 add 160267
c1 gl 822466999DS00 |||

Produktdatenblatt VTech Kidizoom Touch 5.0 - Digitalkamera Produktbeschreibung:
VTech Kidizoom Touch 5.0 - Digitalkamera Kompaktkamera mit digitale Wiedergabe /
Sprachaufnahme - 5.0 MPix - pink Gruppe: Hersteller: Hersteller Artikel Nr: EAN:
Camcorder Digitalkameras VTech Holdings **80-163554** 3...

lang:de score:23 filesize: 175.91 K page_count: 1 document date: 2022-02-10



[\[pdf\]](#)

Voir le marquage CE Vtech Kidizoom Touch 5 0 ch 80 163554 bol original media s B2kWnAkE50r2 |||

...

lang:de score:14 filesize: 258.21 K page count: 1 document date: 2024-01-12