

Maxi-Cosi TR389ETQA

Maxi-Cosi Zelia 5-In-1 Modular Travel System Instruction Manual

Model: TR389ETQA

1. INTRODUCTION

This manual provides essential instructions for the safe and proper use, assembly, and maintenance of your Maxi-Cosi Zelia 5-In-1 Modular Travel System. The system includes the Zelia stroller and the Mico 30 Infant Car Seat with its stay-in-car base. Please read this manual thoroughly before using the product and retain it for future reference.

The Zelia 5-in-1 modular travel system is designed for versatility and comfort. It features a lightweight, maneuverable stroller with 5 modes of use and the Mico 30 Infant Car Seat, suitable for infants from 5 to 30 pounds.

2. PRODUCT FEATURES

- **Overall Dimensions:** 25.5" W x 35" D x 45" H
- **Collapsed Dimensions:** 25.5" W x 17" D x 45" H
- **Weight Capacity:** Car seat accommodates children from 5 to 30 pounds; stroller supports children up to 50 pounds.
- **Lightweight Design:** Includes one of the lightest infant car seats in the Maxi-Cosi range.
- **Modular System:** Features a 5-in-1 design allowing for multiple configurations including carriage mode and toddler seat, both parent- or forward-facing.
- **Car Seat Compatibility:** Infant car seat attaches easily to the stroller frame.
- **Adjustable Stroller Settings:** Provides a smooth ride with a seat that fully reclines into carriage mode.
- **Premium Fabrics:** Easy-clean fabrics and a padded insert for comfort. Car seat features self-wicking fabrics.

3. SETUP AND ASSEMBLY

3.1 Stroller Assembly

1. Unfold the stroller frame until it locks into place.
2. Attach the wheels securely to the frame.
3. Install the stroller seat or carriage onto the frame. Ensure it clicks into place.

3.2 Car Seat Base Installation

The Mico 30 Infant Car Seat includes an adjustable base with LATCH for secure installation in your vehicle. Refer to the separate Mico 30 Infant Car Seat manual for detailed installation instructions.

3.3 Attaching the Car Seat to the Stroller

To attach the Mico 30 Infant Car Seat to the Zelia stroller frame, align the car seat with the designated adapters on the stroller and press down firmly until you hear a click, indicating it is securely latched. Always verify the car seat is firmly attached before use.



Image: Maxi-Cosi Zelia stroller frame with Mico 30 infant car seat attached, viewed from the side.

4. OPERATING INSTRUCTIONS

4.1 Stroller Modes of Use

The Zelia stroller offers 5 modes of use, adapting as your child grows:

- **Rear-Facing Carriage Mode:** For newborns, the seat fully reclines to create a comfortable

carriage.

- **Forward-Facing Carriage Mode:** The carriage can also face forward.
- **Car Seat Carrier Mode:** Attach the Mico 30 Infant Car Seat directly to the stroller frame.
- **Rear-Facing Stroller Mode:** As your child grows, the carriage transforms into a toddler seat that can face you.
- **Forward-Facing Stroller Mode:** The toddler seat can also face forward, allowing your child to view the surroundings.

Switch Smoothly Between Modes



Image: Diagram illustrating the five versatile modes of the Maxi-Cosi Zelia stroller.

4.2 Adjusting the Handle Height

The stroller handle is adjustable to accommodate users of different heights. Locate the adjustment buttons on the sides of the handle and press them to raise or lower the handle to your desired position. Ensure it locks securely before use.

Adjustable handle height



Image: Adjustable handle height feature on the Maxi-Cosi Zelia stroller.

4.3 Canopy and Sunshade

The stroller features an expanding canopy with a flip-out visor to provide protection from sunlight. Adjust the canopy as needed to shield your child. A peek-a-boo window allows you to check on your child without disturbing them.



Sunshade protection

Image: Sunshade protection provided by the stroller's canopy.

4.4 Folding the Stroller

The Zelia stroller is designed for effortless folding and stands upright when folded. Consult the visual instructions on the stroller frame or the quick-start guide for the specific folding mechanism. Ensure all items are removed from the storage basket before folding.



Lightweight to carry,
self standing fold

Image: The Maxi-Cosi Zelia stroller in its compact, self-standing folded position.

4.5 Storage Basket

The stroller includes a spacious storage basket located beneath the seat for carrying personal items and accessories. Do not overload the basket beyond the recommended weight limit.



Ample storage basket

Image: The spacious storage basket of the Maxi-Cosi Zelia stroller.

4.6 Parent Cup Holder

A parent cup holder is included for convenience. Attach it to the designated slot on the stroller handle.

Parent cup
holder included



Image: The included parent cup holder on the Maxi-Cosi Zelia stroller.

4.7 Mico 30 Infant Car Seat Features

The Mico 30 Infant Car Seat features a 5-point harness system for security and a Cozi-Dozi head insert for extra support for infants. It also includes side impact protection for enhanced safety.



Image: Baby in Maxi-Cosi Mico 30 infant car seat, demonstrating side impact protection.

5. MAINTENANCE

5.1 Cleaning Fabrics

The seat pad and other fabric components are designed for easy removal and are machine washable. Refer to the care label for specific washing instructions (temperature, cycle). Ensure all fabrics are completely dry before reattaching them to the stroller or car seat.

Machine Washable



Easily removable fabrics for cleaning

Image: Machine washable fabrics for easy cleaning.

5.2 Frame and Wheels

Wipe the stroller frame and wheels with a damp cloth and mild soap. Do not use abrasive cleaners. Periodically check wheels for debris and ensure they rotate freely. Lubricate moving parts if necessary, using a silicone-based lubricant.

6. SAFETY INFORMATION

- Always use the 5-point harness when your child is in the stroller or car seat.
- Never leave your child unattended in the stroller or car seat.
- Ensure the stroller brake is engaged when stationary.
- Do not hang heavy bags on the stroller handle, as this can cause it to tip over.
- Always follow the weight and age limits specified for the stroller and car seat.
- Regularly inspect the product for any signs of wear, damage, or missing parts. Discontinue use if any issues are found.

7. SPECIFICATIONS

Feature	Detail
Brand	Maxi-Cosi
Model Number	TR389ETQA
Overall Dimensions	35"L x 25.5"W x 45"H
Folded Size	25.5" W x 17" D x 45" H
Item Weight	21 Pounds (stroller frame)
Maximum Stroller Weight Recommendation	50 Pounds
Car Seat Weight Recommendation	5 to 30 Pounds
Harness Type	5 Point
Frame Material	Aluminum
Included Components	Stroller, Car Seat, Stay-in-Car Base

8. TROUBLESHOOTING

8.1 Stroller Not Folding/Unfolding Smoothly

- Ensure all locking mechanisms are disengaged.
- Check for any obstructions in the folding joints.
- Apply a silicone-based lubricant to moving parts if stiffness persists.

8.2 Wheels Not Turning Freely

- Remove any debris (e.g., hair, lint) from the wheel axles.
- Ensure the wheel locks are not engaged.

8.3 Car Seat Not Attaching Securely to Stroller

- Verify the car seat is correctly oriented and aligned with the stroller adapters.
- Apply firm, even pressure until a click is heard.
- Check adapters for damage or obstructions.

9. OFFICIAL PRODUCT VIDEO

Your browser does not support the video tag.





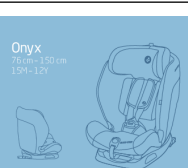

Video: An official product video demonstrating the features and versatility of the Maxi-Cosi Zelia 5-in-1 Modular Travel System. This video showcases the stroller's various configurations, ease of use, and design elements.

10. WARRANTY AND SUPPORT

For warranty information, product registration, or customer support, please refer to the official Maxi-Cosi website or contact their customer service department. Keep your proof of purchase for warranty claims.

Manufacturer: Dorel Juvenile Group-CA

Related Documents - TR389ETQA

 <p>Zelia Select / Zelia s Trio² 0 M - 48 M Max 22 kg</p> <p>MAXI-COSI® We carry the future.</p>	<p>Maxi-Cosi Zelia Select / Zelia s Trio² User Manual and Instructions</p> <p>Comprehensive user manual for the Maxi-Cosi Zelia Select and Zelia s Trio² stroller system, covering assembly, usage, safety, and care instructions. Suitable for children from birth up to 22 kg.</p>
 <p>Zelia Luxe 0 M - 48 M Max 22 kg</p> <p>MAXI-COSI® We carry the future.</p>	<p>Maxi-Cosi Zelia Luxe Stroller: User Manual and Instructions</p> <p>Comprehensive user manual for the Maxi-Cosi Zelia Luxe stroller. This guide provides detailed instructions on assembly, folding, unfolding, child installation, usage, and care for your Zelia Luxe stroller. Includes information on box contents and accessories.</p>
 <p>Leona² 0 M - 48 M Max 22 kg</p> <p>MAXI-COSI® We carry the future.</p>	<p>Maxi-Cosi Leona² Stroller: User Manual and Guide</p> <p>Comprehensive guide for the Maxi-Cosi Leona² stroller, covering assembly, folding, usage, safety, and care instructions. Suitable from birth up to 48 months or 22 kg.</p>
 <p>Iris² / Calao Light 0 M - 3 Y / Max 15 kg</p> <p>MAXI-COSI® We carry the future.</p>	<p>Maxi-Cosi Iris² / Calao Light User Manual & Safety Guide</p> <p>Detailed user manual and safety guide for the Maxi-Cosi Iris² / Calao Light travel cot and playpen, covering assembly, usage, child installation, maintenance, and safety instructions for infants up to 15 kg.</p>
 <p>Onyx 76 cm - 120 cm 12 M - 12 Y</p> <p>MAXI-COSI® We carry the future.</p>	<p>Maxi-Cosi Onyx i-Size Car Seat: Installation and Safety Guide</p> <p>Comprehensive guide for the Maxi-Cosi Onyx i-Size car seat, covering installation, safety features, and maintenance for children from 76 to 150 cm. Learn how to safely install and use this i-Size compliant car seat.</p>
 <p>Iris² / Calao Light 0 M - 3 Y / Max 15 kg</p> <p>MAXI-COSI® We carry the future.</p>	<p>Maxi-Cosi Iris² / Calao Light User Manual and Safety Guide</p> <p>Comprehensive user manual and safety guide for the Maxi-Cosi Iris² / Calao Light travel cot, suitable for infants from birth up to 3 years or 15kg. Learn about assembly, usage, and maintenance.</p>