

MOBI 70203

MOBI DualScan Ultra Pulse Talking Ear & Forehead Thermometer User Manual

Model: 70203

INTRODUCTION

The MOBI DualScan Ultra Pulse Digital Thermometer is a versatile device designed for accurate temperature measurement and health monitoring. It offers both ear and forehead temperature readings, a fingertip pulse rate monitor, a built-in flashlight, and voice readouts in multiple languages. This manual provides essential instructions for setting up, operating, and maintaining your thermometer.



Image: The MOBI DualScan Ultra Pulse Thermometer, shown both in its retail packaging and held in a user's hand, highlighting its compact design and display.

SETUP

Battery Installation

Your thermometer requires 2 AAA batteries (included). To install or replace batteries:

1. Locate the battery compartment cover on the back of the device.
2. Slide the cover off.
3. Insert two AAA batteries, ensuring correct polarity (+/-).
4. Replace the battery compartment cover.

Initial Settings (Time & Date)

Upon first use or after battery replacement, you may need to set the time and date. Refer to the detailed instructions in the included user manual for specific steps on adjusting these settings.

OPERATING INSTRUCTIONS

1. Ear Temperature Measurement

1. Gently pull off the forehead probe cover from the unit. The slimmer ear probe tip will be exposed.
2. Carefully insert the ear probe tip just slightly into the ear canal.
3. Press the **Scan** button to initiate measurement.
4. Once two short beeps are heard, the body temperature will display in large numbers.

Versatile with 10+ Features



Image: A person using the MOBI DualScan Ultra Pulse Thermometer to take an ear temperature reading, demonstrating proper placement of the ear probe.

Video: Instructions on how to use the Ultra Pulse Thermometer for ear temperature measurement, demonstrating the process for babies and adults.

2. Forehead Temperature Measurement

1. Ensure the forehead probe cover is securely in place.
2. Place the thermometer's forehead sensor gently against the center of the forehead.
3. Press the **Scan** button and hold it down while slowly sweeping the thermometer across the forehead to the temple.
4. Release the **Scan** button once the measurement is complete. The temperature will be displayed.



Image: A person using the MOBI DualScan Ultra Pulse Thermometer to take a forehead temperature reading, showing the correct placement on the forehead.

Video: A demonstration of the DualScan Ultra Pulse Talking Ear & Forehead Thermometer, highlighting its dual functionality for temperature measurement.

3. Pulse Rate Monitoring

1. With your index finger centered on the sensor, press and release the **Pulse Rate** button once to activate the feature.
2. Rest your finger lightly on the sensor for 5 to 10 seconds. Avoid any movement or talking for better accuracy.
3. The larger heart symbol on the display will begin to flash in sync with your heartbeats, and the pulse count will appear on the display.

Ear Temperature Function



Image: A hand demonstrating the pulse rate monitoring feature by placing a finger on the designated sensor of the MOBI DualScan Ultra Pulse Thermometer.

4. Built-in Flashlight

The thermometer includes a built-in flashlight for convenience, especially during nighttime measurements without disturbing the patient. Press the **Light** button to turn the flashlight on or off.

Finger Tip Heart Rate Monitoring

**Unlike Any
Thermometer
You've Seen**



Image: The MOBI DualScan Ultra Pulse Thermometer with its built-in flashlight activated, casting a beam of light forward.

5. Voice Readout

The device offers voice readouts of temperature in three languages: English, French, and Spanish. Consult the full user manual for instructions on how to select your preferred language.

Voice Readout in 3 Languages



Image: The MOBI DualScan Ultra Pulse Thermometer displaying a temperature, with a speaker icon indicating the voice readout feature is active.

6. Fever Indicators

The thermometer features diagnostic normal/high fever indicators, typically using color-coded LEDs or display changes to provide a quick visual cue of temperature conditions.

Forehead Function



Image: The MOBI DualScan Ultra Pulse Thermometer displaying a temperature, with a visual indicator (e.g., color change) to signify fever status.

7. Room Temperature, Date & Time Display

The device can display the current room temperature along with the date and time. This multi-functional convenience allows for effective tracking of ambient conditions and time-based changes.

Voice Readout in 3 Languages



Image: The MOBI DualScan Ultra Pulse Thermometer displaying the current room temperature, date, and time on its screen.

8. Memory Recall

The thermometer stores up to 30 previous temperature readings, allowing you to track changes over time. Refer to the full user manual for instructions on how to access and review stored memory data.

MAINTENANCE

Cleaning

To clean the thermometer, wipe it with a soft, dry cloth. For disinfection, use an alcohol swab or a cloth dampened with alcohol. Do not immerse the device in water or use abrasive cleaners.

Storage

Store the thermometer in a cool, dry place away from direct sunlight and extreme temperatures. Ensure the forehead probe cover is in place to protect the sensor when not in use.

TROUBLESHOOTING

If you encounter issues such as inconsistent readings or difficulty activating features, please refer to the

comprehensive troubleshooting guide available on the official MOBI website or in the full user manual. Common issues can often be resolved by ensuring proper technique, checking battery levels, or performing a device reset.




SPECIFICATIONS




- **Model Name:** DualScan Ultra Pulse Talking Ear & Forehead Thermometer with 10+ Features
- **Item Model Number:** 70203
- **Power Source:** Battery Powered (2 AAA batteries included)
- **Display Type:** Digital
- **Outer Material:** Plastic
- **Product Dimensions:** 1.75 x 5.8 x 8.5 inches; 4.64 ounces
- **Special Features:** Auto Off, Dual Probe, Fast Reading System, High Accuracy, Large Display, Voice Readout, Built-in Flashlight, Pulse Rate Monitor, Fever Indicators, Room Temperature Display, Date & Time, 30-Unit Memory Recall
- **Age Range (Description):** Kid; Adult; Baby
- **Product Care Instructions:** Wipe Clean

WARRANTY & SUPPORT


The MOBI DualScan Ultra Pulse Digital Thermometer comes with a**1-Year Limited Warranty**. For detailed warranty information, product support, or to register your device, please visit the official MOBI website at www.getmobi.com.

Related Documents - 70203

	<p>MOBI FEVERTRACK Thermometer (Model 70116) - User Manual & Specifications</p> <p>Comprehensive instruction manual and specifications for the MOBI FEVERTRACK Ear and Forehead Thermometer (Model 70116). Learn how to use, maintain, and troubleshoot your digital thermometer.</p>
	<p>MOBI HEALTH CHECK Ear and Forehead Thermometer Model 70125 DDX Instruction Manual</p> <p>Comprehensive instruction manual for the MOBI HEALTH CHECK Ear and Forehead Thermometer, Model 70125 DDX. Learn how to use, maintain, and troubleshoot your digital thermometer for accurate temperature readings.</p>
	<p>MOBI Air Non-Contact Forehead Thermometer (Model 70117) - Instruction Manual</p> <p>Comprehensive instruction manual for the MOBI Air Non-Contact Forehead Thermometer (Item No: 70117), covering setup, operation, troubleshooting, specifications, and safety guidelines.</p>

 <p>MOBI Smart Bluetooth Ear + Forehead DualScan™ Thermometer</p>	<p>MOBI Smart Bluetooth Ear + Forehead DualScan Thermometer User Manual</p> <p>User manual for the MOBI Smart Bluetooth Ear + Forehead DualScan Thermometer (Model 700026). Provides instructions on usage, features, safety precautions, and troubleshooting for accurate temperature readings.</p>																										
 <p>MOBI Fingertip Pulse Oximeter</p> <p>Model No: Instruction Manual Please read the instruction manual carefully before operating.</p> <table border="1"> <thead> <tr> <th colspan="2">Package Contents</th> </tr> </thead> <tbody> <tr> <td>1 x</td> <td>Pulse Oximeter</td> </tr> <tr> <td>1 x</td> <td>Instruction Manual</td> </tr> <tr> <td>1 x</td> <td>Warranty Card</td> </tr> </tbody> </table> <table border="1"> <thead> <tr> <th colspan="2">Oximeter Specification</th> </tr> </thead> <tbody> <tr> <td>Measurement</td> <td>SpO2, PR</td> </tr> <tr> <td>Measurement Range</td> <td>95%~100% (SpO2), 40~200b/min (PR)</td> </tr> <tr> <td>Accuracy</td> <td>±2% (SpO2), ±5b/min (PR)</td> </tr> <tr> <td>Measurement Time</td> <td>15 seconds (SpO2), 10 seconds (PR)</td> </tr> <tr> <td>Power Supply</td> <td>1 x 1.5V AAA battery</td> </tr> <tr> <td>Operating Temperature</td> <td>0°C~40°C (32°F~104°F)</td> </tr> <tr> <td>Storage Temperature</td> <td>-20°C~60°C (-4°F~140°F)</td> </tr> <tr> <td>Net weight</td> <td>25g (0.88oz)</td> </tr> </tbody> </table>	Package Contents		1 x	Pulse Oximeter	1 x	Instruction Manual	1 x	Warranty Card	Oximeter Specification		Measurement	SpO2, PR	Measurement Range	95%~100% (SpO2), 40~200b/min (PR)	Accuracy	±2% (SpO2), ±5b/min (PR)	Measurement Time	15 seconds (SpO2), 10 seconds (PR)	Power Supply	1 x 1.5V AAA battery	Operating Temperature	0°C~40°C (32°F~104°F)	Storage Temperature	-20°C~60°C (-4°F~140°F)	Net weight	25g (0.88oz)	<p>MOBI Fingertip Pulse Oximeter: Instruction Manual & Specifications</p> <p>Comprehensive guide to the MOBI Fingertip Pulse Oximeter, covering setup, operation, specifications, safety, maintenance, and warranty. Learn how to use your SpO2 and pulse rate monitor.</p>
Package Contents																											
1 x	Pulse Oximeter																										
1 x	Instruction Manual																										
1 x	Warranty Card																										
Oximeter Specification																											
Measurement	SpO2, PR																										
Measurement Range	95%~100% (SpO2), 40~200b/min (PR)																										
Accuracy	±2% (SpO2), ±5b/min (PR)																										
Measurement Time	15 seconds (SpO2), 10 seconds (PR)																										
Power Supply	1 x 1.5V AAA battery																										
Operating Temperature	0°C~40°C (32°F~104°F)																										
Storage Temperature	-20°C~60°C (-4°F~140°F)																										
Net weight	25g (0.88oz)																										
 <p>MOBI Smart Bluetooth Pulse Oximeter Blood Oxygen Monitor</p>	<p>MOBI Smart Bluetooth Pulse Oximeter Blood Oxygen Monitor User Manual & Specifications</p> <p>User manual and technical specifications for the MOBI Smart Bluetooth Pulse Oximeter Blood Oxygen Monitor (Item #700030), including operation, maintenance, safety, and EMC information.</p>																										

Documents - MOBI – 70203




Ultra Pulse

Talking Ear and Forehead Thermometer with Fingertip

Pulse Meter

Model No: 70203



MEASUREMENT PREPARATIONS

- For proper measurements always store the device in same area being used for at least 30 Minutes before use. An unexpected fluctuation of ambient temperature is likely to lower measuring accuracy.
- Keep ear clean since an unclean ear canal may cause inaccuracy.
- Do not talk or move body during measurement.
- Temperature is likely to increase immediately after exercise, bathing, or other physical exertion.
- If measurement appears to be incorrect please wait > 5-15 minutes before taking measurement again.
- Make sure to use same finger when re-measuring Heart Rate.
- Replace battery when low battery indicator is On.

LED Mini Flashlight

- Press and hold the center of the SET and FAS buttons for 3 seconds and the LED Mini Flashlight will turn On & run OFF automatically after 3 seconds.

Ear Temperature Mode Operation

- Pull off the forehead/garage cover from the ear, and insert the sterile Ear Probe tip just slightly into the ear opening, then press the push button to measure the body temperature.
- Once you hear two short "beeps", the display will show the body temperature in large numbers either in °F or °C, depending on the setting.

MOBI

FAQs

CAN THIS THERMOMETER MEASURE IN BOTH CELSIUS AND FAHRENHEIT?

Yes, it can. Press and hold the "C/F" and "T/F" buttons together for 3 seconds to change the measurement of temperature – the setting change will be spoken if the talking feature has not been disabled.

HOW DO I CHANGE THE LANGUAGE ON THIS THERMOMETER?

Press and hold the "T/F" button to cycle through: En-English, Fr-French, Sp-Spanish and "—" to silence the talking ability.

HOW DO I TURN THE FLASHLIGHT ON?

Press and hold the center of the "S/E" and "T/F" button for 2 seconds. The LED light will automatically turn off after 5 seconds.

HOW DO I TAKE TEMPERATURE BY EAR?

Put all of the forehead sensor cover from the unit, and insert the slimmer Ear Probe tip just slightly into the ear opening, then press the scan button to measure the body temperature.

HOW DO I MEASURE MY PULSE?

Position your finger on the center of the Heart Rate button, press and release the button once to activate the feature, then rest your finger gently on the button for 15 seconds. The large heart symbol on the display will flash in sync with your heart beat.

CAN THIS THERMOMETER BE USED BY ADULTS/ WHAT AGES IS THIS THERMOMETER GOOD FOR?

Yes, this thermometers are perfect for infants, children and adults.

Model: T20225 – Product Name: DuoScan Ultra Pulse - Rev: 06-20-2018

[\[pdf\]](#) User Manual

Kiumars H DualScan Ultra Pulse Ear Forehead ThermometerItem 70203 W Instruction Manuals MOBI
Technologies Inc 2016 12 08 Manual Quick Start with 3 Language 354 cdn shopify s files 1 1068 4858 |||

Ultra Pulse 0 0 0 0 0 0 ...

lang: score:30 filesize: 899.14 K page count: 4 document date: 2017-01-10

[\[pdf\]](#) Frequently Asked Questions

Kiumars Haziq DualScan Ultra Pulse Thermometer FAQMobi babystudio70203 FAQcdn shopify s files 1
0092 1177 2985 70203 FAQ 243 |||

FAQs CAN THIS THERMOMETER MEASURE IN BOTH CELSIUS AND FAHRENHEIT Yes, it can. Press and hold the S ... IS THERMOMETER GOOD FOR Yes Our thermometers are perfect for infants, children and adults. Model: **70203** Product Name: DualScan Ultra Pulse - Rev. 04.20.2018 ARE BATTERIES INCLUDED OR IS IT RECHARG...

lang:en score:22 filesize: 68.77 K page count: 3 document date: 2018-12-04

MOBI.

DualScan Ultra Pulse

Talking Ear & Forehead Thermometer with Pulse Rate Monitor

Doctor
Forehead

6+ FEATURES

Talking Readouts in 2 Languages

Fingertip Heart Rate Monitoring

Built-in Nightlight

High Fever Indicator

Reliability and Accuracy

Innovation with a Voice

The MOBI DualScan Ultra Pulse is so much more than a conventional thermometer. Ultra Pulse model also features a fingertip pulse rate checker, a Nightlight for capturing readings in a darkened room without disturbing the patient. Ultra Pulse is not just a fever thermometer but also an overall health monitor.

Key Features and Benefits:

Dual body temperature reading methods (Ear or Forehead)

Fingertip heart rate monitoring

Built-in Nightlight to avoid disturbing your loved ones

Temperature readouts in 2 languages

Diagnostic: Normal / High Fever indicators

Bright backlit screen

LED Fever indicators

Memory recall of last 30 readings

Fast results in 1 second

Forehead & Celsius mode

When the display's current screen temperature with 0.1°C time

Batteries included (2XAAA)

Item

DualScan Ultra Pulse

MSRP

Item

Talking Ear & Forehead Thermometer

MSRP

Item

70203

MSRP

Item

70203

MSRP

Part

Qty

Unit

Price

Unit Price

Subtotal

Unit Price

Subtotal

Single

1

EA

\$4.95

4.95

4.95

4.95

4.95

Single

1

EA

\$4.95

4.95

4.95

4.95

4.95

Single

1

EA

\$4.95

4.95

4.95

4.95

4.95

[pdf] Datasheet Recall

PowerPoint Presentation Natalie DualScan Ultra Pulse Thermometer Data SheetMobi babystudio70203

Sheetcdn shopify s files 1 0092 1177 2985 70203 Sheet 243 |||

DualScan Ultra Pulse Talking Ear Forehead Thermometer with Pulse Rate Monitor 6 FEATURES Talking ... es included 2XAAA Item Name Item Number DualScan Ultra Pulse Talking Ear Forehead Thermometer **70203** MSRP 34.95 Pack Qty W Single 1 5.8 Inner 3 5.75 Master 12 11.9 H D Cube lb./o z. UPC# ...

lang:en score:22 filesize: 172.69 K page_count: 1 document date: 2018-12-04