

## ttec SoundBeat Pro

# ttec SoundBeat Pro Bluetooth Headset User Manual

Model: SoundBeat Pro (2KM113UG)

## 1. PRODUCT OVERVIEW

The ttec SoundBeat Pro is an in-ear Bluetooth headset designed for wireless audio playback and hands-free communication. It features a magnetic design for convenient carrying and incorporates DSP3 technology for clear sound.



An image showing the ttec SoundBeat Pro in-ear Bluetooth headset. The headset features two black in-ear earbuds connected by a black cable. Each earbud has a silver-colored housing and a small ear hook. Inline controls are visible on the cable.

## 2. PACKAGE CONTENTS

---

- ttec SoundBeat Pro Bluetooth Headset
- Charging Cable (not explicitly mentioned but implied for charging)
- Ear tips (various sizes for ergonomic fit)
- User Manual (this document)

## 3. SETUP

---

### 3.1 Charging the Headset

1. Connect the charging cable to the headset's charging port.
2. Connect the other end of the cable to a USB power source.
3. The indicator light will show the charging status. A full charge typically takes approximately 1-2 hours.
4. Once fully charged, disconnect the headset from the power source.

**Note:** For iPhone users, the battery level can be monitored on your device screen.

### 3.2 Pairing with a Bluetooth Device

1. Ensure the headset is fully charged and turned off.
2. Press and hold the multi-function button on the inline remote until the indicator light flashes red and blue, indicating pairing mode.
3. On your device (smartphone, tablet, etc.), enable Bluetooth and search for available devices.
4. Select "ttec SoundBeat Pro" from the list of found devices.
5. Once paired, the indicator light will turn solid blue or flash blue slowly.

### 3.3 Wearing the Headset

Select the ear tips that provide the most comfortable and secure fit for your ears. The ergonomic design ensures a snug fit for optimal sound quality and comfort.

## 4. OPERATING INSTRUCTIONS

---

### 4.1 Power On/Off

- **Power On:** Press and hold the multi-function button until the indicator light flashes blue.
- **Power Off:** Press and hold the multi-function button until the indicator light flashes red and then turns off.

### 4.2 Music Playback

Use the inline remote controls for music management:

- **Play/Pause:** Press the multi-function button once.
- **Next Track:** Press and hold the Volume Up (+) button.
- **Previous Track:** Press and hold the Volume Down (-) button.
- **Volume Up:** Press the Volume Up (+) button.
- **Volume Down:** Press the Volume Down (-) button.

### 4.3 Call Management

The headset automatically switches between music and phone calls.

- **Answer Call:** Press the multi-function button once.
- **End Call:** Press the multi-function button once during a call.
- **Reject Call:** Press and hold the multi-function button for approximately 2 seconds.
- **Redial Last Number:** Double-press the multi-function button.

### 4.4 EasyCarry Magnetic Design

The earbuds feature magnets, allowing them to attach to each other or to compatible metallic surfaces. This design facilitates convenient carrying around your neck when not in use, preventing tangles and loss.

## 5. MAINTENANCE

---

- **Cleaning:** Regularly clean the ear tips and headset body with a soft, dry cloth. Avoid using harsh chemicals or abrasive materials.
- **Storage:** When not in use, store the headset in a clean, dry place. The magnetic design helps keep the

earbuds together.

- **Water Resistance:** The headset is water-resistant. However, it is not waterproof. Avoid submerging it in water or exposing it to heavy rain. Dry thoroughly if it gets wet.
- **Battery Care:** To prolong battery life, avoid fully discharging the headset frequently. Charge it regularly, even if not in constant use.

## 6. TROUBLESHOOTING

- **Headset does not power on:** Ensure the headset is fully charged.
- **Cannot pair with device:**
  - Ensure the headset is in pairing mode (flashing red and blue).
  - Make sure Bluetooth is enabled on your device.
  - Move the headset closer to your device.
  - Try unpairing and re-pairing the headset from your device's Bluetooth settings.
- **No sound or poor sound quality:**
  - Check the volume levels on both the headset and your connected device.
  - Ensure the headset is properly connected to your device.
  - Try moving closer to your device to avoid interference.
  - Ensure ear tips provide a good seal in your ears.
- **Charging issues:**
  - Verify the charging cable is securely connected to both the headset and the power source.
  - Try a different charging cable or USB power adapter.

## 7. SPECIFICATIONS

Brand	ttec
Model Name	SoundBeat Pro
Model Number	2KM113UG
Connectivity Technology	Wireless (Bluetooth)
Form Factor	In-ear
Material	Aluminum
Color	Grey
Item Weight	30 Grams
Product Dimensions	2 x 1.8 x 1 cm
Battery Type	Lithium-polymer
Battery Life (Music Playback)	Up to 6 hours
Battery Life (Talk Time)	Up to 5 hours

Battery Life (Standby)	Up to 50 hours
Water Resistance Level	Water-resistant
Sound Technology	DSP3, HD Sound Standard

## 8. WARRANTY AND SUPPORT

### 8.1 Warranty Information







The ttec SoundBeat Pro Bluetooth Headset is protected by a **5-year warranty** from the date of purchase. Please retain your proof of purchase for warranty claims.

### 8.2 Customer Support

For further assistance, technical support, or warranty inquiries, please contact ttec customer service through their official website or the retailer where the product was purchased.

© 2023 ttec. All rights reserved.

## Related Documents - SoundBeat Pro

	<a href="#">ttec SoundBeat Sport Wireless Bluetooth Headset User Manual</a> Comprehensive user manual for the ttec SoundBeat Sport Wireless Bluetooth Headset, detailing setup, pairing, call management, music control, troubleshooting, and safety guidelines.
	<a href="#">ttec SoundFlow Open-Ear OWS Wireless Bluetooth Headset User Manual</a> Comprehensive user manual for the ttec SoundFlow Open-Ear OWS Wireless Bluetooth Headset, covering setup, usage, features, specifications, safety, and warranty information.
	<a href="#">ttec AirBeat Play True Wireless Bluetooth Headset User Manual</a> Comprehensive user manual for the ttec AirBeat Play True Wireless Bluetooth Headset, providing setup, usage, and troubleshooting instructions.
	<a href="#">ttec AirBeat Pro2 ANC TWS Bluetooth Headset User Manual</a> User manual for the ttec AirBeat Pro2 ANC TWS Bluetooth Headset, detailing features, setup, controls, troubleshooting, and specifications for an immersive audio experience.
	<a href="#">ttec AirBeat Duo True Wireless Bluetooth Headset User Manual</a> Comprehensive user manual for the ttec AirBeat Duo True Wireless Bluetooth Headset, covering setup, usage, controls, specifications, and warranty information.
	<a href="#">ttec AirBeat Free True Wireless Bluetooth Headset User Manual</a> Comprehensive user manual for the ttec AirBeat Free True Wireless Bluetooth Headset, covering features, setup, usage, specifications, safety precautions, and warranty information.

[\[pdf\]](#) Accessories Catalog

ttec katalog 1 tesan tr 2021 04 |||

Mobile Accessories Catalog 2020 Our Story Born in 1995 in Istanbul, ttec is a global mobile acces ... UCH CONTROL Black Model No: 2KM118S Red Model No: 2KM118K Blue Model No: 2KM118M MUSIC VOICE SoundBeat Pro Wireless Bluetooth Headset STAY FIT EASYCARRY MAGNETIC DESIGN Plays wireless music ...

lang:en score:21 filesize: 100.34 M page\_count: 139 document date: 2021-01-15

