

## Alpina 540935

# Alpina RAL 9005 Jet Black Semi-Matt Interior Paint

MODEL: 540935

*User Instruction Manual*

## 1. Introduction

This manual provides essential instructions for the safe and effective use of Alpina RAL 9005 Jet Black Semi-Matt Paint. This product is designed for interior applications, offering a durable and aesthetically pleasing finish. Please read all instructions carefully before beginning your project.

The 300 ml container covers approximately 4 square meters, depending on surface porosity and application method.

## 2. Safety Information

- **Ventilation:** Ensure adequate ventilation during application and drying. Open windows and doors.
- **Protective Gear:** Wear appropriate personal protective equipment, including gloves and eye protection, to prevent skin and eye contact.
- **Inhalation:** Avoid breathing paint vapors. Use a respirator if ventilation is insufficient.
- **Flammability:** Keep away from heat, sparks, open flames, and hot surfaces. No smoking.
- **Storage:** Store in a cool, dry, well-ventilated place, away from direct sunlight and freezing temperatures. Keep container tightly closed when not in use.
- **Children and Pets:** Keep out of reach of children and pets.
- **Disposal:** Dispose of paint and empty containers according to local regulations. Do not pour into drains or watercourses.



Image: The "Blauer Engel" (Blue Angel) environmental label, indicating that the product meets high standards for

environmental and health protection.



Image: An icon featuring a rocking horse, indicating suitability for children's toys according to DIN EN 71-3 safety standards, suggesting low toxicity.



Image: An icon with a house and a heart, accompanied by text "IDEAL FÜR EIN GESUNDES RAUMKLIMA" (Ideal for a healthy indoor climate), highlighting the paint's contribution to indoor air quality.

### 3. Product Overview



Image: The Alpina paint can, displaying "RAL 9005 Tiefschwarz Seidenmatt" (Jet Black Semi-Matt) and indicating suitability for both interior and exterior use. The product title specifies interior use, so this manual focuses on that application.

Alpina RAL 9005 Jet Black Semi-Matt Paint is a high-quality, colorful paint designed for various interior surfaces. It provides a semi-matt finish in a deep black color (RAL 9005).

#### Key Features:

- Color: RAL 9005 Jet Black
- Finish: Semi-Matt (Semi-Gloss)
- Volume: 300 ml
- Coverage: Approximately 4 m<sup>2</sup> per 300 ml
- Application: Suitable for interior use on various substrates.

### 4. Setup and Surface Preparation

1. **Clean the Surface:** Ensure the surface is clean, dry, and free from dust, grease, and loose particles. Use a suitable cleaner if necessary and allow to dry completely.
2. **Smooth the Surface:** Sand glossy surfaces lightly to create a key for the paint. Fill any cracks or holes with appropriate filler and sand smooth.
3. **Prime (if necessary):** For untreated wood, metal, or highly absorbent surfaces, apply a suitable primer according to the primer manufacturer's instructions. Allow the primer to dry thoroughly.

- 4. **Masking:** Protect adjacent areas not to be painted with masking tape and drop cloths.
- 5. **Stir the Paint:** Before use, stir the paint thoroughly with a stirring stick until it is uniformly mixed. Do not shake vigorously if using a can, as this can introduce air bubbles.

5. Operating Instructions (Application)

- 1. **Application Tools:** Apply the paint using a high-quality brush, roller, or spray gun suitable for water-based paints.
- 2. **Temperature:** Apply in temperatures between 10°C and 25°C (50°F and 77°F) and relative humidity below 80%.
- 3. **First Coat:** Apply a thin, even first coat. Avoid applying too thickly, as this can lead to drips and uneven drying.
- 4. **Drying Time:** Allow the first coat to dry completely before applying subsequent coats. Drying time is typically 4-6 hours, but can vary depending on temperature, humidity, and film thickness.
- 5. **Second Coat:** Apply a second thin, even coat for optimal coverage and durability. For best results, lightly sand between coats with fine-grit sandpaper if desired, then wipe clean.
- 6. **Full Cure:** The paint will be touch-dry within a few hours, but full hardness and durability are achieved after several days (typically 7-14 days). Avoid heavy use or cleaning during this period.

6. Maintenance

- **Cleaning Tools:** Clean brushes, rollers, and other tools immediately after use with water.
- **Cleaning Painted Surfaces:** Once fully cured, painted surfaces can be cleaned with a soft cloth and mild, non-abrasive detergent. Avoid harsh chemicals or abrasive cleaners, which can damage the semi-matt finish.
- **Storage of Leftover Paint:** Ensure the lid is tightly sealed on the paint can. Store in a cool, dry place, protected from frost.

7. Troubleshooting

Problem	Possible Cause	Solution
Uneven Finish / Streaks	Improper surface preparation, uneven application, paint too thick or thin, incorrect tools.	Ensure surface is smooth and clean. Apply thin, even coats. Use appropriate, high-quality brushes/rollers. Stir paint thoroughly.
Poor Coverage	Surface too absorbent, paint applied too thinly, insufficient coats.	Prime highly absorbent surfaces. Apply additional thin coats. Ensure proper paint consistency.
Slow Drying Time	High humidity, low temperature, poor ventilation, paint applied too thickly.	Improve ventilation. Ensure room temperature is within recommended range. Apply thinner coats.
Bubbles / Blisters	Over-brushing, applying paint to a hot surface, trapped air, surface contamination.	Avoid over-working the paint. Ensure surface is cool. Clean surface thoroughly.

8. Specifications

Brand	Alpina
Model Number	540935
Color	RAL 9005 Jet Black (Deep Black)
Finish Type	Semi-Matt (Semi-Gloss)
Volume	300 ml (0.3 Liters)
Coverage	Approx. 4 m²
Product Dimensions	3.9 x 3.9 x 2.48 inches
Manufacturer	Alpina
ASIN	B079T18VCF







9. Warranty and Support

For specific warranty information or technical support, please refer to the product packaging or contact Alpina customer service directly. Contact details can typically be found on the manufacturer's official website or on the product label.

Please retain your proof of purchase for any warranty claims.

© 2025 Alpina. All rights reserved.

Related Documents - 540935

<div><div>Navodila za uporabo</div><div></div><div></div><div><div>ITEM: 871125224012</div><div></div></div></div>	<p><a href="#">Navodila za uporabo: Alpina Dvojni cvrtnik (871125224012)</a></p> <p>Podroben uporabniški priročnik za Alpina Dvojni cvrtnik (model 871125224012), ki vključuje varnostna navodila, specifikacije izdelka, navodila za uporabo in odpravljanje težav.</p>
<div><div>Priručnik za uporabo</div><div></div><div></div><div><div>871125226523</div><div></div></div></div>	<p><a href="#">Alpina Хлебопекарна Ръководство за употреба (871125226523)</a></p> <p>Изчерпателно ръководство за потребителя за хлебопекарна Alpina (Модел 871125226523). Научете как да използвате, поддържате и постигате най-добри резултати с вашата хлебопекарна с подробни инструкции и рецепти.</p>

