

## Keter Urban Bloomer 12.7 Gallon

# Keter Urban Bloomer Raised Garden Bed Instruction Manual

Model: Urban Bloomer 12.7 Gallon

## PRODUCT OVERVIEW

The Keter Urban Bloomer is an elevated garden bed designed for growing fresh produce and herbs in urban or suburban settings. Its compact design makes it suitable for patios and smaller outdoor spaces, while its durable construction ensures longevity.

This planter accommodates 12.7 gallons of soil and features a self-watering system with a water gauge and a drainage tap for optimal hydration control. Made from heavy-duty, UV-protected resin, it resists rusting, rotting, and fading, providing a modern wood-look aesthetic.



Image: The Keter Urban Bloomer Raised Garden Bed, dark grey, filled with a variety of green plants and flowers, standing on its legs with a lower shelf.

## SETUP AND ASSEMBLY

The Keter Urban Bloomer is designed for simple assembly with easy-to-follow instructions. No complex tools are required for setup.

### Dimensions:

- Length: 32.3 inches (82.04 cm)
- Width: 14.7 inches (37.34 cm)

- Height: 30.7 inches (77.98 cm)
- Soil Capacity: 12.7 gallons (48.07 liters)
- Weight Capacity: 105 lbs (47.63 kg)



# 12.7 Gallon



Weight Capacity



Image: A diagram illustrating the key dimensions of the Urban Bloomer planter, including its length, width, height, soil capacity, and weight capacity.

## OPERATING INSTRUCTIONS

The Urban Bloomer features an integrated self-watering system designed to simplify plant hydration and prevent common issues like root decay and overwatering.

### Self-Watering System:

- **Water Gauge:** A built-in water gauge indicates when plants require additional moisture, taking the guesswork out of watering.
- **Water Reservoir:** The system includes a reservoir at the bottom of the planter to store excess water, providing a

consistent moisture supply to plant roots as needed. This helps prevent both underwatering and overwatering.

- **Drainage Tap:** A drainage tap is provided to allow for full control over watering. It can be opened to release excess water, preventing waterlogging, or kept closed to retain moisture in the reservoir.



Image: An exploded view diagram of the planter, pointing out its key features: water gauge, large soil capacity, water reservoir, and drainage tap.

## MAINTENANCE AND CARE

The Keter Urban Bloomer is constructed from durable materials designed for minimal maintenance and long-lasting performance in outdoor environments.

- **Material:** Made from heavy-duty resin, which is resistant to rusting and rotting.
- **UV Protection:** The material is UV protected to prevent fading, even after prolonged exposure to sunlight.
- **Weather Resistance:** Designed to stand up to all weather conditions, ensuring durability year-round.
- **Cleaning:** Clean with mild soap and water as needed. Avoid abrasive cleaners.





# Stands Up to All Weather Conditions

UV-Resistant & Water-Resistant

Image: The planter outdoors, with icons representing different weather conditions (rain, sun, snow, wind) and text emphasizing its UV-resistant and water-resistant properties.

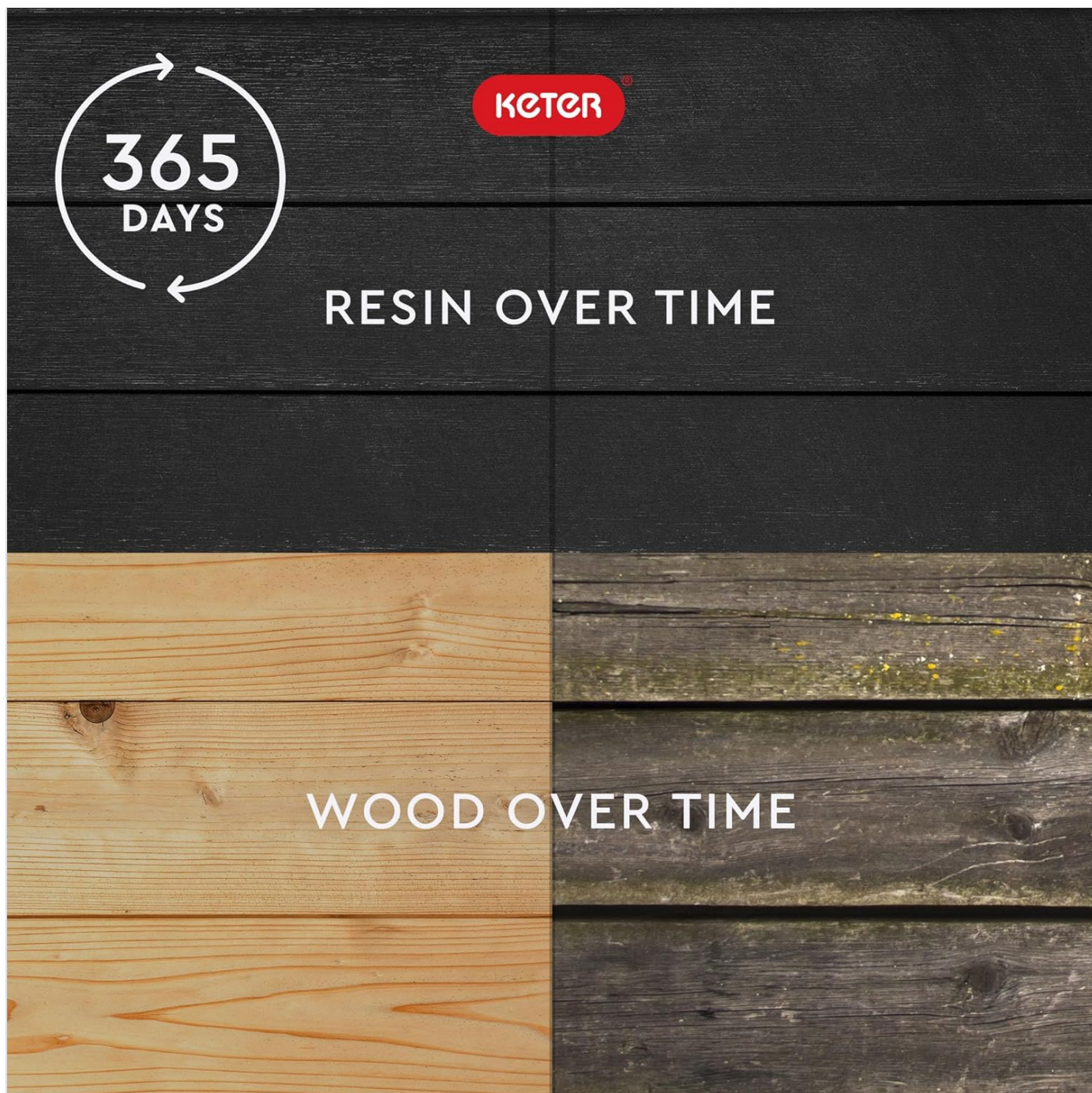


Image: A close-up of the planter's surface, highlighting its wood-look texture and features like double-walled construction, all-weather resistance, and zero maintenance.

## TROUBLESHOOTING

This section provides solutions to common issues you might encounter with your Keter Urban Bloomer.

### Water Drainage Issues:

- **Problem:** Water is not draining or is draining too slowly.
- **Solution:** Ensure the drainage tap is fully open. Check for any blockages in the drainage hole or tap. Clear any debris that may have accumulated.

### Water Gauge Not Functioning:

- **Problem:** The water gauge does not accurately reflect the water level.
- **Solution:** Verify that the water gauge mechanism is not obstructed by soil or plant roots. Gently clean the gauge if necessary. Ensure the planter is on a level surface for accurate readings.



Planter Stability:

- **Problem:** The planter feels unstable.
- **Solution:** Ensure the planter is placed on a flat, stable surface. Distribute soil and plants evenly within the bed.  
Check that all assembly connections are secure.

PRODUCT SPECIFICATIONS

Feature	Detail
Material	Resin
Color	Dark Grey
Style	Urban Bloomer Planter
Planter Form	Raised Bed
Shape	Rectangular
Indoor/Outdoor Usage	Outdoor
Mounting Type	Floor Standing
Product Dimensions (L x W x H)	32.3" x 14.7" x 30.7" (82.04 cm x 37.34 cm x 77.98 cm)
Capacity	12.7 Gallons (48.07 Liters)
Item Weight	16 ounces (0.45 kg) / 1 pound (0.45 kg)
Special Features	Fade Resistant, Self-Watering Gauge, Drainage Plug
UPC	731161050688
Model Number	Urban Bloomer 12.7 Gallon

WARRANTY INFORMATION

The Keter Urban Bloomer Raised Garden Bed comes with a**2-year limited warranty**. Please retain your proof of purchase for warranty claims. For detailed terms and conditions, refer to the official Keter website or contact customer support.





CUSTOMER SUPPORT

For further assistance, product inquiries, or support, please visit the official Keter store or contact their customer service.

- **Official Keter Store:** [Visit Keter Store on Amazon](#)
- **User Guide (PDF):** [Download User Guide](#)
- Customer Service based in the US.



Related Documents

	<p><a href="#">Instrukcja obsługi KETER Urban Bloomer i Darwin Elevated Garden Bed</a></p> <p>Szczegółowy przewodnik po montażu i użytkowaniu podwyższonych grządek KETER Urban Bloomer (48 L) i Darwin Elevated Garden Bed (110 L). Zawiera instrukcje krok po kroku, wskazówki dotyczące pielęgnacji i informacje o funkcjach.</p>
	<p><a href="#">Keter Raised Patio Garden Bed Assembly and Care Guide</a></p> <p>Detailed assembly instructions and optimal irrigation guide for the Keter Raised Patio Garden Bed, including Urban Bloomer and Darwin models. Learn how to set up and maintain your garden bed for healthy plant growth.</p>
	<p><a href="#">Keter Elevated Garden Bed: Assembly and Usage Guide</a></p> <p>Comprehensive guide for the Keter Elevated Garden Bed, covering optimal irrigation, maintenance, assembly instructions, and product features. Learn how to care for your plants and assemble your garden bed efficiently.</p>
	<p><a href="#">Keter Elevated Garden Bed: Assembly and Irrigation Guide</a></p> <p>Comprehensive guide for assembling and optimally irrigating your Keter Elevated Garden Bed. Includes parts list, step-by-step instructions, and watering tips for healthy plant growth.</p>