

Lexus RX 300

2002 Lexus RX 300 Owner's Manual Guide Book

Your essential guide to operating and maintaining your Lexus RX 300.

INTRODUCTION TO YOUR OWNER'S MANUAL

This document serves as a comprehensive instruction manual for the 2002 Lexus RX 300 Owner's Manual Guide Book. It outlines the typical content and utility of the original vehicle owner's manual, which is designed to provide Lexus RX 300 owners with all necessary information for safe operation, proper maintenance, and understanding of their vehicle's features.

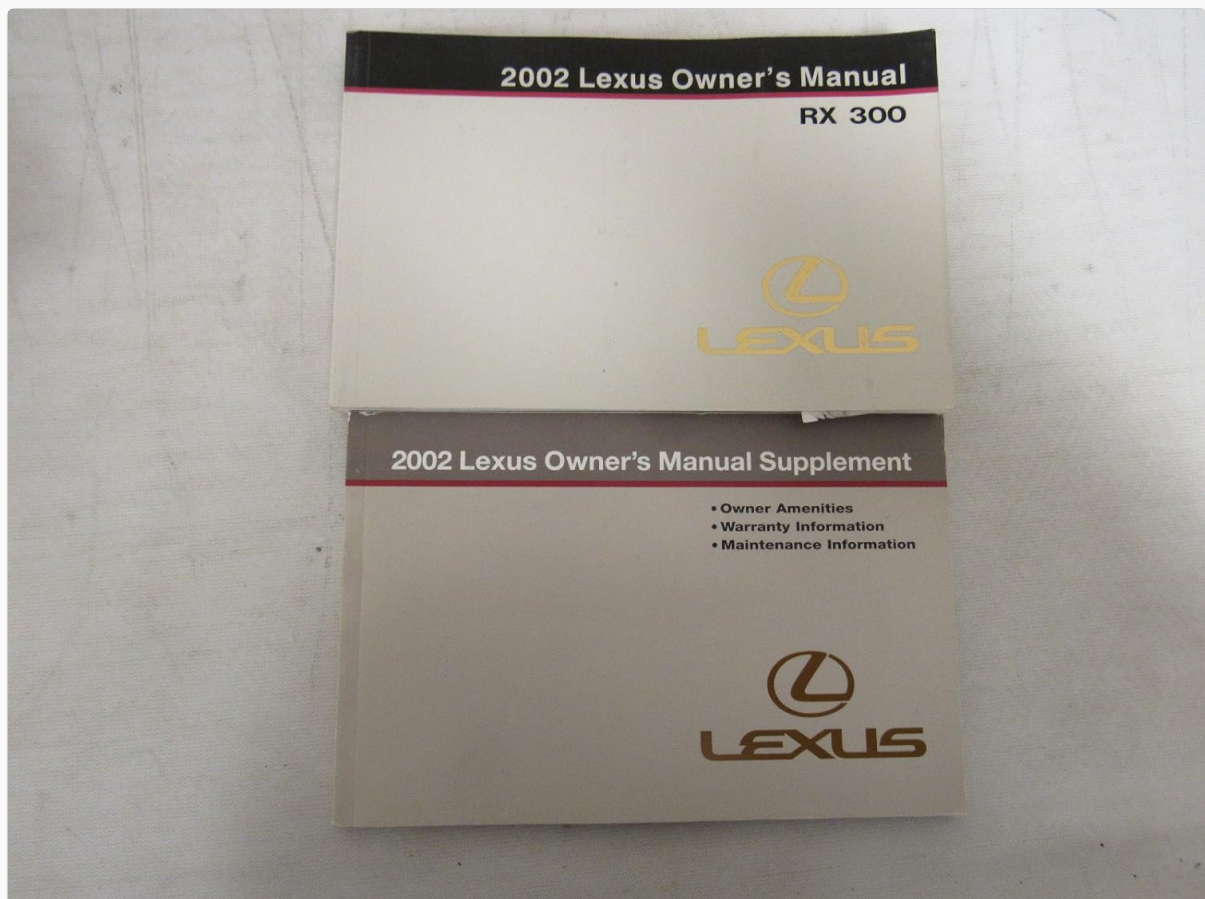


Image: The main owner's manual and its supplement for the 2002 Lexus RX 300, providing a complete set of

The manual is an indispensable resource for both new and experienced owners, covering everything from basic controls to advanced systems and routine service procedures.

SETUP AND FAMILIARIZATION

To effectively utilize your 2002 Lexus RX 300 Owner's Manual, begin by familiarizing yourself with its structure. The manual is typically divided into several sections, each dedicated to a specific aspect of the vehicle.

Navigating the Manual

- **Initial Review:** Briefly skim through the manual to understand the breadth of topics covered.
- **Section Identification:** Note the main sections, often indicated by tabs or distinct chapter headings, to quickly locate information.
- **Index Usage:** The rear of the manual usually contains a detailed index for quick lookup of specific terms or features.

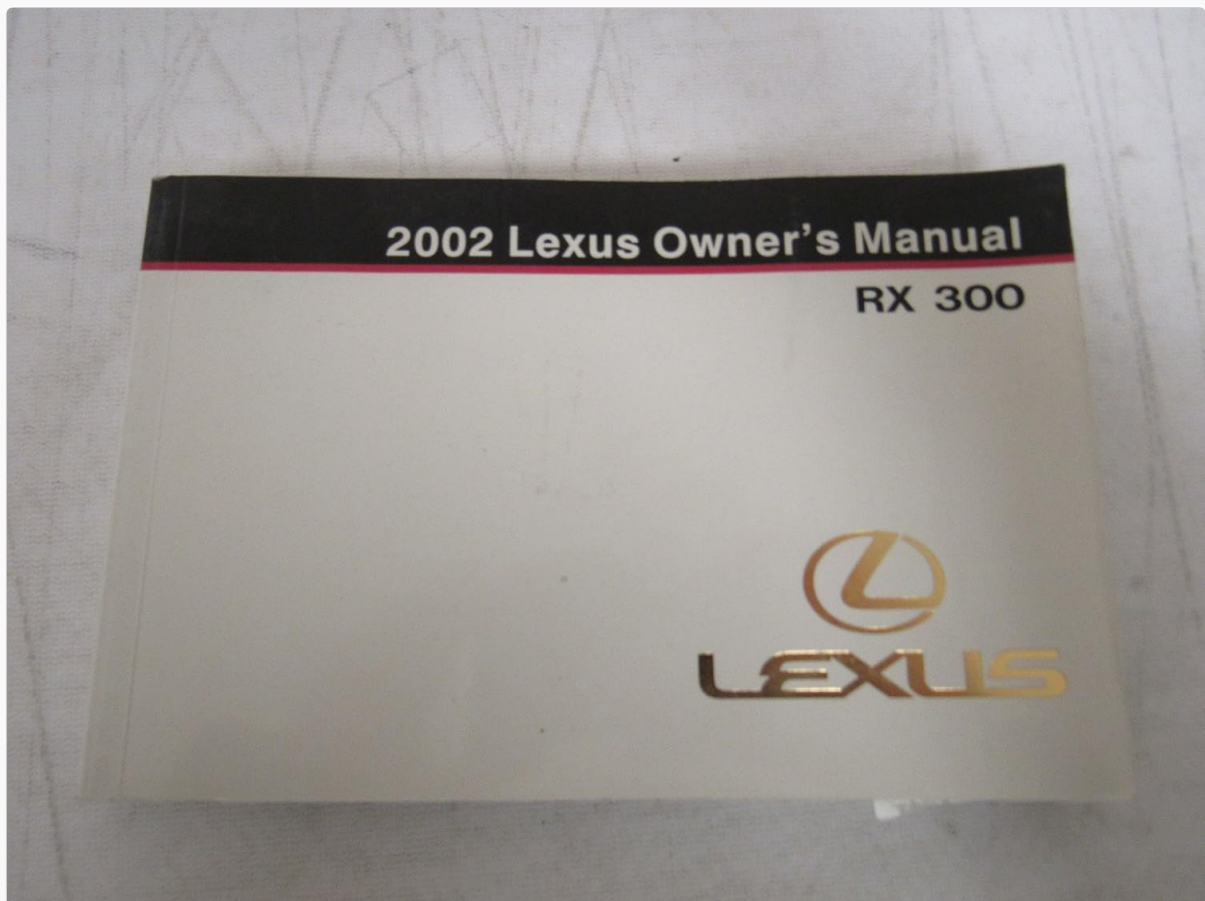


Image: The primary 2002 Lexus Owner's Manual for the RX 300, detailing vehicle operation and features.

OPERATING YOUR VEHICLE

The owner's manual provides detailed instructions on how to operate all features of your 2002 Lexus RX 300. This section typically covers:

- **Starting and Stopping the Engine:** Procedures for ignition and shutdown.
- **Driving Controls:** Information on steering, braking, acceleration, and transmission operation.
- **Dashboard Indicators:** Explanation of warning lights, gauges, and indicators.
- **Climate Control System:** Instructions for heating, ventilation, and air conditioning.
- **Audio and Infotainment:** Guidance on using the radio, CD player, and other entertainment features.
- **Safety Features:** Details on airbags, seatbelts, child restraints, and other safety systems.

MAINTENANCE AND CARE

Proper maintenance is crucial for the longevity and performance of your Lexus RX 300. The manual outlines recommended service schedules and procedures for routine care.

Key Maintenance Topics:

- **Scheduled Maintenance:** Recommended intervals for inspections and service.
- **Fluid Checks:** How to check engine oil, coolant, brake fluid, and other essential fluids.
- **Tire Care:** Information on tire pressure, rotation, and replacement.
- **Light Bulb Replacement:** Instructions for replacing exterior and interior lights.
- **Battery Maintenance:** Tips for extending battery life and jump-starting procedures.

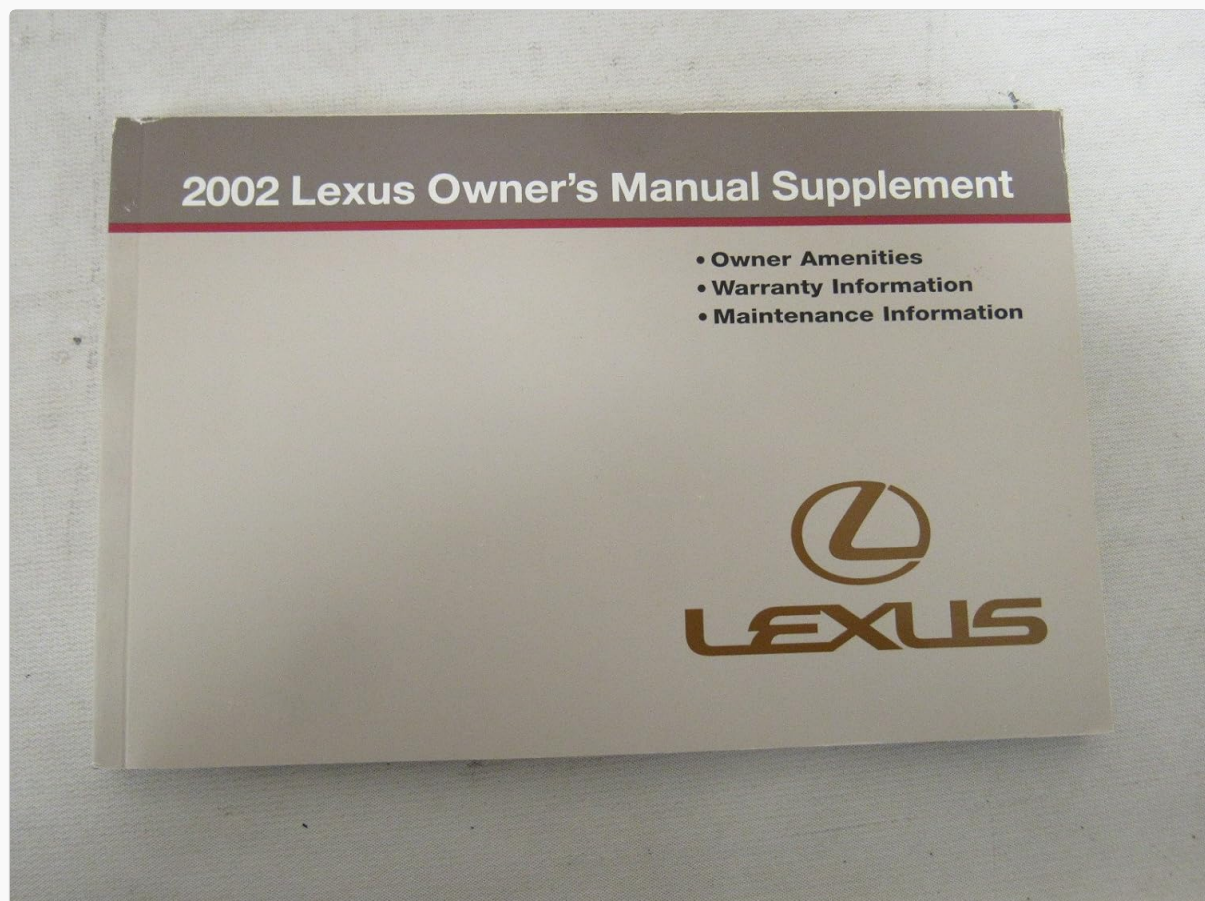


Image: The 2002 Lexus Owner's Manual Supplement, which includes details on owner amenities, warranty information,

and additional maintenance information.

TROUBLESHOOTING COMMON ISSUES

The manual includes a dedicated section to help owners diagnose and resolve minor vehicle issues before requiring professional assistance. This typically covers:

- **Warning Lights:** What various dashboard warning lights indicate and recommended actions.
- **Engine Problems:** Basic troubleshooting for starting issues or unusual engine noises.
- **Electrical System:** Solutions for issues with lights, power windows, or other electrical components.
- **Tire-Related Issues:** Guidance on flat tires, tire pressure warnings, and emergency tire changes.

VEHICLE SPECIFICATIONS

For detailed technical information about your 2002 Lexus RX 300, refer to the specifications section of the manual. This section provides precise data on various vehicle components.

Typical Specifications Include:

- **Engine Specifications:** Engine type, displacement, horsepower, and torque.
- **Dimensions:** Overall length, width, height, and wheelbase.
- **Capacities:** Fuel tank capacity, engine oil capacity, and coolant capacity.
- **Tire and Wheel Information:** Recommended tire sizes and pressures.
- **Weight:** Curb weight and gross vehicle weight rating (GVWR).

WARRANTY AND SUPPORT INFORMATION







The 2002 Lexus RX 300 Owner's Manual, particularly the supplement, contains important information regarding your vehicle's warranty and how to obtain support.

Key Information Provided:

- **Warranty Coverage:** Details on the terms and conditions of your vehicle's limited warranties.
- **Service and Maintenance Records:** Sections for documenting vehicle service history.
- **Customer Assistance:** Contact information for Lexus customer service and authorized dealerships for further support or inquiries.

This manual is intended to provide comprehensive guidance for the 2002 Lexus RX 300 vehicle. Always refer to the physical manual for the most accurate and up-to-date information.

Related Documents - RX 300

	<p>2002 Lexus ES300 Repair Manual: How to Use and Service Your Vehicle</p> <p>A comprehensive repair manual for the 2002 Lexus ES300. This guide covers vehicle identification, detailed repair procedures, essential safety precautions, troubleshooting for ECU-controlled systems, and definitions of technical terms. It is an indispensable resource for automotive technicians and owners performing maintenance and repairs.</p>
	<p>Lexus Engine Specifications and Service Procedures 1MZ-FE</p> <p>Detailed specifications, maintenance procedures, and service information for the Lexus 1MZ-FE engine, covering fuel, oil, coolant, and spark plugs. Includes checks, selection guides, and important notices for optimal engine performance and longevity.</p>
	<p>Lexus RC Owner's Manual: Safety, Operation, and Maintenance Guide</p> <p>Comprehensive owner's manual for Lexus RC 350, RC 300, and RC F models. Covers vehicle safety, operation, interior features, maintenance, troubleshooting, specifications, and more.</p>
	<p>Lexus CES (2018-2022) Electric Tailgate Lift Installation Manual 8-ETTY-5111-01-00</p> <p>Comprehensive installation guide for the 8-ETTY-5111-01-00 electric tailgate lift system for Lexus CES models (2018-2022). Includes parts list, step-by-step instructions, and operational details.</p>
	<p>Lexus Technology Quick Guide: Features, Connectivity, and Safety Systems</p> <p>Explore the advanced technology in your Lexus with this quick guide. Learn about Bluetooth, Safety System+, Enform, Navigation, Remote, Apple CarPlay, Android Auto, Alexa, Google Assistant, Voice Command, Wi-Fi, and more.</p>
	<p>Lexus GS300/GS430 Service Manual: Special Tools & Equipment Guide</p> <p>Essential guide for Lexus GS300 and GS430 owners and technicians, detailing Special Service Tools (SST), recommended equipment, and materials for comprehensive vehicle maintenance and repair across all major systems.</p>