

SOMMER 4018V000

# SOMMER SOMloq2 Pearl 4018 Remote Control User Manual

Model: 4018V000

- Overview
- Setup
- Operation
- Maintenance  
Warranty &  
Support
- Troubleshooting
- Specifications

## 1. PRODUCT OVERVIEW

The SOMMER SOMloq2 Pearl 4018 is a 4-command handheld transmitter designed for controlling various compatible devices, primarily garage doors and gates. It operates on the SOMloq2 radio system, utilizing FM frequencies of 868.8 MHz and 868.95 MHz. This remote control offers a reliable range of approximately 50 to 140 meters, depending on environmental conditions. It is powered by a 3V CR 2032 battery and features a compact design for easy portability.



Figure 1: The SOMMER SOMloq2 Pearl 4018 remote control shown alongside an Adams keychain. The remote is black with four red-outlined buttons and the 'SOMMER' logo at the bottom. The keychain is red and white with the 'Adams' logo.

## 2. SETUP AND INITIAL USE

---

### 2.1 Battery Installation

The SOMMER Pearl 4018 remote control comes with a pre-installed 3V CR 2032 lithium battery. If the battery needs replacement, follow these steps:

1. Locate the battery compartment on the remote control. This is typically on the back or side, secured by a small screw or clip.
2. Carefully open the compartment using a small screwdriver or by pressing the release mechanism.
3. Remove the old CR 2032 battery. Note its orientation (+/-).
4. Insert a new 3V CR 2032 battery, ensuring the correct polarity.
5. Close the battery compartment securely.

### 2.2 Programming the Remote Control

The SOMMER Pearl 4018 remote control needs to be programmed to your specific receiver (e.g., garage door

opener, gate system). The exact programming procedure varies depending on the receiver model. Please refer to the instruction manual of your receiver for detailed programming steps. Generally, the process involves:

- Activating the learning mode on your receiver unit.
- Pressing a button on the Pearl 4018 remote control to transmit the signal.
- Confirming successful pairing on the receiver.

For SOMloq2 compatible receivers, the programming is typically straightforward and quick.

## 3. OPERATION

---

The SOMMER Pearl 4018 remote control features four programmable buttons, allowing you to control up to four different functions or devices. Each button can be assigned a specific command during the programming process.

### 3.1 Basic Functionality

- To activate a programmed function, simply press and hold the corresponding button on the remote control until the desired action occurs (e.g., garage door opens/closes).
- The remote utilizes the SOMloq2 radio system, which offers enhanced security and reliability.

### 3.2 Advanced SOMloq2 Features

The SOMloq2 system provides several advantages:

- **Maximum Security:** Protection against hackers through 128-bit AES encryption with rolling code technology.
- **Query of Gate Position/Receiver Status:** Allows for checking the status of the controlled device (requires compatible receiver).
- **Tactile Feedback:** Provides noticeable vibration feedback for radio commands, confirming signal transmission.
- **Autorepeat Function:** Enables comfortable opening during approach to the object, continuously sending the signal.
- **Improved Range and Reliability:** Features a hop function, where an active signal forwarding occurs via the SOMloq2 receiver, extending the effective range.



#### Vorteile:

- bidirektionales Funksystem SOMloq2
- abwärtskompatibel zu Funksystem Somloq Rollingcode, dadurch können bestehende Antriebe und Funkempfänger angesteuert werden

#### Vorteile durch SOMloq2:

- maximale Sicherheit vor Hackern durch 128-bit AES Verschlüsselung mit Rollingcode
- **Möglichkeit der Abfrage von Torposition/Empfängerstatus**
- **fühlbare Rückmeldung von Funkbefehlen durch Vibration**
- Autorepeat-Funktion zur komfortablen Öffnung während der Anfahrt an das Objekt
- verbesserte Reichweite und höhere Zuverlässigkeit durch Hop-Funktion, da eine aktive Weiterleitung des Signals durch SOMloq2 Empfänger erfolgt

Bezeichnung	Pearl
Funksystem	SOMloq2
Funkbefehle	4
Frequenz	FM 868,8 MHz, FM 868,95 MHz
Reichweite	ca. 50 – 140 m (umgebungsabhängig)
Batterie	3 V, Typ CR 2032
Abmessungen	79 × 26 × 13 mm



Figure 2: The SOMMER SOMloq2 Pearl 4018 remote control highlighting its key features and benefits, including enhanced security, status query, vibration feedback, autorepeat function, and improved range.

## 4. MAINTENANCE

### 4.1 Battery Replacement

When the remote control's range decreases significantly or it stops responding, the battery may need to be replaced. Refer to section 2.1 for battery installation instructions. Always use a fresh 3V CR 2032 battery.

### 4.2 Cleaning

To clean the remote control, use a soft, dry cloth. Do not use abrasive cleaners, solvents, or excessive moisture, as these can damage the device's electronics or finish.

### 4.3 Storage

Store the remote control in a dry place, away from extreme temperatures, direct sunlight, and high humidity. Avoid dropping the device or exposing it to strong impacts.

## 5. TROUBLESHOOTING

If you experience issues with your SOMMER Pearl 4018 remote control, consider the following common troubleshooting steps:

- **Remote not responding:**
  - Check the battery. Replace it if it's old or depleted (refer to section 2.1).

- Ensure you are within the operational range of the receiver (50-140 meters, depending on environment).
- Verify that the remote control is properly programmed to your receiver. If unsure, attempt to re-program it according to your receiver's manual.
- Check for any obstructions between the remote and the receiver that might be blocking the signal.

- **Reduced range:**

- The battery might be low. Replace it.
- Environmental factors such as thick walls, metal structures, or other radio interference can reduce range. Try operating from a different location.
- Ensure the receiver's antenna is not obstructed or damaged.

- **Interference:**

- Other radio devices operating on similar frequencies might cause interference.
- The SOMloq2 system is designed to be robust against interference, but extreme cases might occur.

If these steps do not resolve the issue, contact customer support or a qualified technician.

## 6. TECHNICAL SPECIFICATIONS

Feature	Detail
Brand	SOMMER
Model Name	Pearl 4018
Model Number	4018V000
Color	Black
Radio System	SOMloq2
Radio Frequencies	FM 868.8 MHz, FM 868.95 MHz
Number of Commands/Buttons	4
Range	Approx. 50 to 140 meters (environment dependent)
Battery Type	3V CR 2032 Lithium
Dimensions (L x W x H)	79 x 26 x 13 mm
Compatible Devices	Pearl 4018 compatible receivers
Special Features	128-bit AES encryption, Rolling Code, Vibration Feedback, Autorepeat Function, Hop Function for extended range



Figure 3: The SOMMER SOMloq2 Pearl 4018 remote control illustrating its compact dimensions: 79mm length, 26mm width, and 13mm height.

## 7. WARRANTY AND SUPPORT

---

### 7.1 Warranty Information

Specific warranty details for the SOMMER SOMloq2 Pearl 4018 remote control are typically provided by the manufacturer at the time of purchase or can be found on the official SOMMER website. Please retain your proof of purchase for warranty claims.

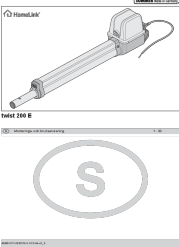





### 7.2 Customer Support

For technical assistance, troubleshooting beyond the scope of this manual, or inquiries regarding your product, please contact the manufacturer (SOMMER) or your authorized dealer. Contact information can usually be found on the manufacturer's official website or on your purchase documentation.

© 2024 SOMMER. All rights reserved.

This manual is for informational purposes only. Specifications are subject to change without notice.

## Related Documents - 4018V000

	<p><a href="#">SOMMER twist 200 E Gate Opener Manual</a></p> <p>Comprehensive installation, operation, and maintenance manual for the SOMMER twist 200 E gate opener system, providing detailed instructions and safety information.</p>
	<p><a href="#">SOMMER Pearl Hand-Held Transmitter S10250 User Manual</a></p> <p>User manual for the SOMMER Pearl hand-held transmitter (Part No. S10250), detailing technical data, safety instructions, operation, programming, battery replacement, troubleshooting, and disposal. Supports SOMloq2 radio systems.</p>
	<p><a href="#">SOMMER Pearl twin Hand-held Transmitter User Manual</a></p> <p>User manual for the SOMMER Pearl twin hand-held transmitter (Part no. S10560), detailing technical specifications, safety instructions, operation, programming, SOMloq2 functions, battery replacement, and troubleshooting.</p>
	<p><a href="#">SOMMER GIGAcorn Radio Remote Control User Manual</a></p> <p>User manual for the SOMMER GIGAcorn radio remote control, detailing its technical specifications, operation, programming, and safety instructions for industrial applications.</p>
	<p><a href="#">SOMMER TX03-868-4 / TX03-434-4 Remote Control User Manual</a></p> <p>Technical specifications, safety instructions, operation guide, and EU conformity declaration for the SOMMER TX03-868-4 and TX03-434-4 remote controls. Covers radio frequency, temperature range, operating range, power consumption, battery type, dimensions, weight, correct usage, troubleshooting, and warranty information.</p>
	<p><a href="#">SOMMER Plug &amp; Play Accu Battery Pack: Installation and Safety Guide</a></p> <p>Official installation and safety guide for the SOMMER Plug &amp; Play Accu battery pack (Art. No. S10523-00002). Provides technical specifications, usage notes, and safety warnings for NiMH 24V 700mAh battery, ensuring emergency power for SOMMER gate systems.</p>