

Manuals+

[Q & A](#) | [Deep Search](#) | [Upload](#)

manuals.plus /

- › [LEATHERMAN](#) /
- › [LEATHERMAN Wave+ Multi-tool Instruction Manual](#)

LEATHERMAN 832531

LEATHERMAN Wave+ Multi-tool Instruction Manual

Model: 832531

Brand: LEATHERMAN

1. INTRODUCTION AND OVERVIEW

The LEATHERMAN Wave+ is a versatile 18-in-1 full-size multi-tool designed for a wide range of tasks, from household fixes and DIY projects to gardening and outdoor adventures. Its robust stainless steel construction ensures durability and reliability for everyday carry (EDC).

- **A Leatherman for Everyone:** For the last 40 years, Leatherman has been empowering millions to conquer the expected & unexpected, transforming everyday challenges into triumphant moments.
- **Engineered to Withstand:** From our Portland, Oregon factory and backed by our 25-year warranty, our multi-tools are built to last a lifetime, embodying the innovation & perseverance of our founder, Tim Leatherman.
- **Our Best-Selling All-Rounder:** From household fixes & DIY pursuits to gardening and exploring the outdoors, Wave+ helps you do it all; Weighing just 8.5 ounces, this pocket-sized tool is perfect for everyday carry.
- **A DIY Must-Have:** This multi-tool empowers you to DIY like a pro; Includes tools like a saw, easy-to-use spring-action scissors, a ruler & more to help you conquer any DIY project, big or small.
- **Ready for Anything:** A fresh upgrade to our most popular multitool; Now includes premium replaceable wire cutters, so you can keep using this professional-grade multi-tool for years to come.



Image: The LEATHERMAN Wave+ multi-tool in stainless steel, shown alongside its black nylon sheath.

2. SETUP

The LEATHERMAN Wave+ is designed for immediate use with minimal setup. Upon unboxing, familiarize yourself with the tool's folding mechanism and locking features.

2.1 Unfolding and Locking Tools

To access the pliers, unfold the two handles of the multi-tool. The handles will click into place, securing the pliers for use. To access the individual tools (knives, saw, file, screwdrivers, etc.), unfold them from the handles. Each tool is designed to lock securely into its open position to prevent accidental closure during use. To disengage a tool, press the locking mechanism (typically a small lever or button near the base of the tool) and fold the tool back into the handle.

OUR BEST-SELLING MULTI-TOOL

Raising the bar for function, portability and unyielding performance

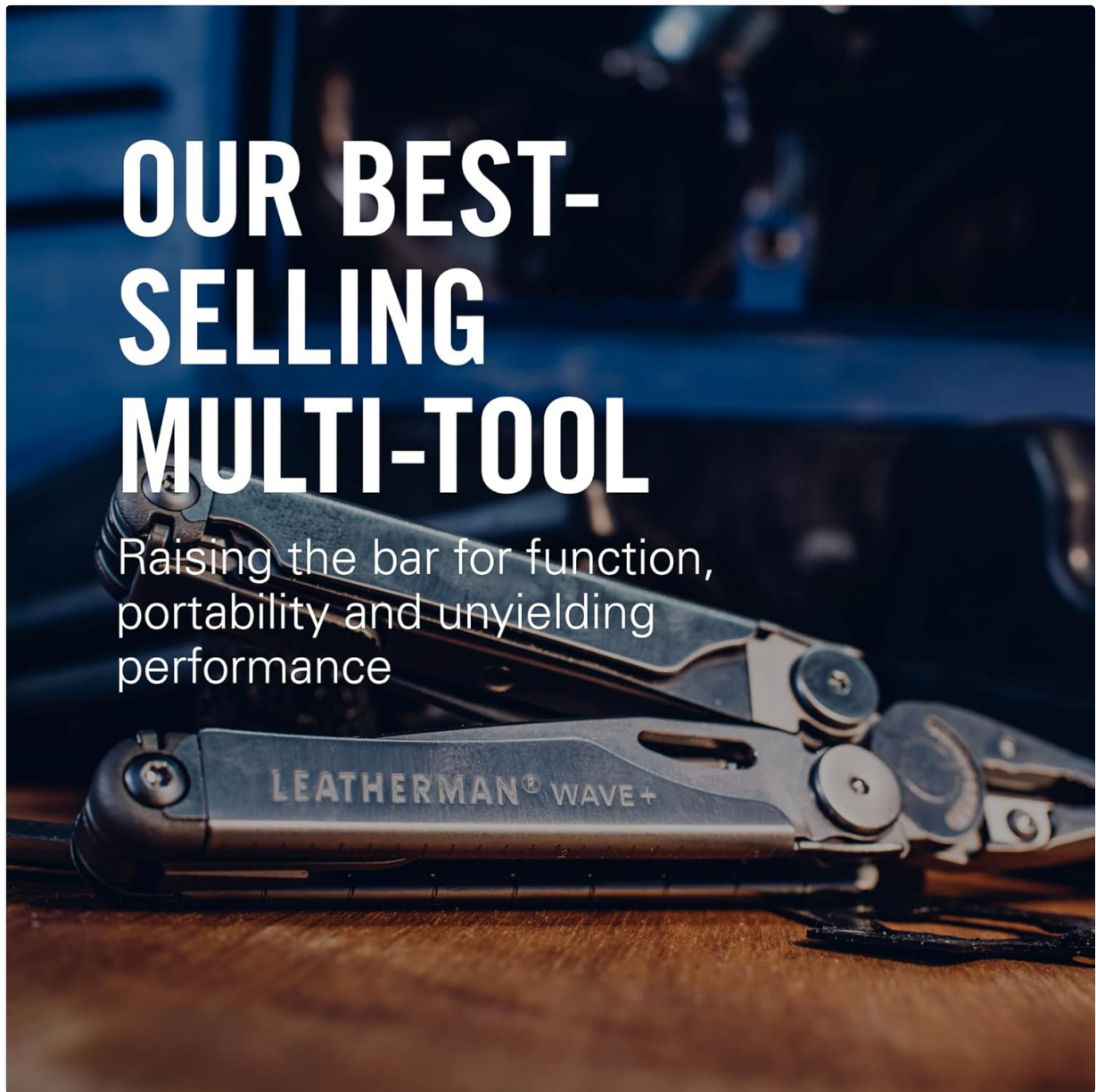


Image: The LEATHERMAN Wave+ with its various tools, including knives, saw, file, and screwdrivers, fully deployed and locked into position.

2.2 Carrying Your Wave+

The Wave+ comes with a durable nylon sheath for convenient and secure everyday carry. Insert the folded multi-tool into the sheath with the pliers facing down. The sheath can be attached to a belt or stored in a bag or toolbox.

ALWAYS ON HAND

With its portable size and lanyard ring, your Wave+ is always within reach and ready to work.

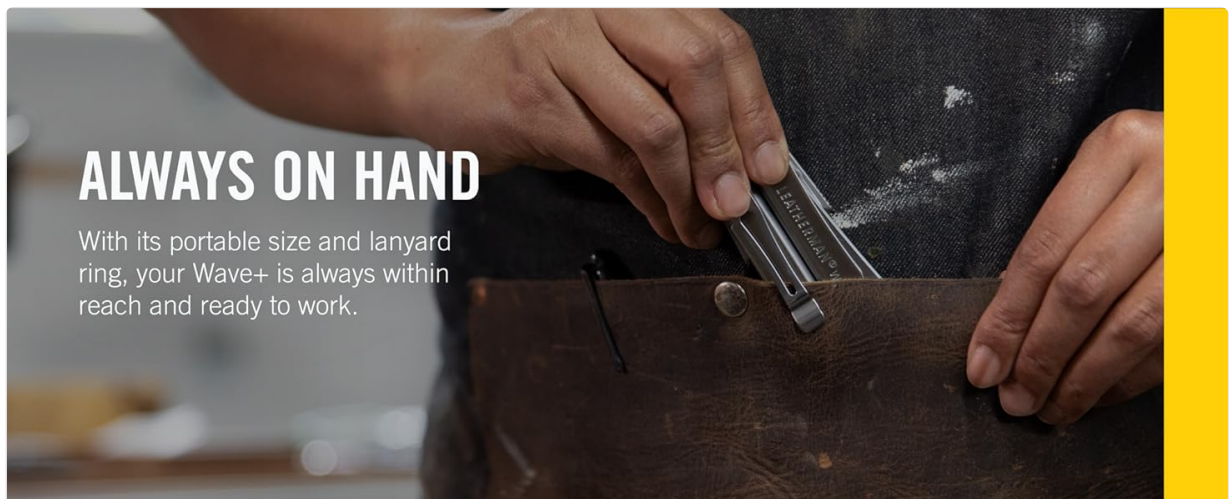


Image: A person placing the LEATHERMAN Wave+ into a leather sheath attached to their belt, demonstrating its portability.

3. OPERATING THE MULTI-TOOL

The LEATHERMAN Wave+ features 18 distinct tools, each designed for specific functions. Always ensure tools are fully locked before applying pressure during use.

3.1 Pliers

The primary function of the Wave+ is its spring-action pliers, which include needle-nose pliers, regular pliers, and replaceable wire cutters. Unfold the handles completely to engage the pliers.

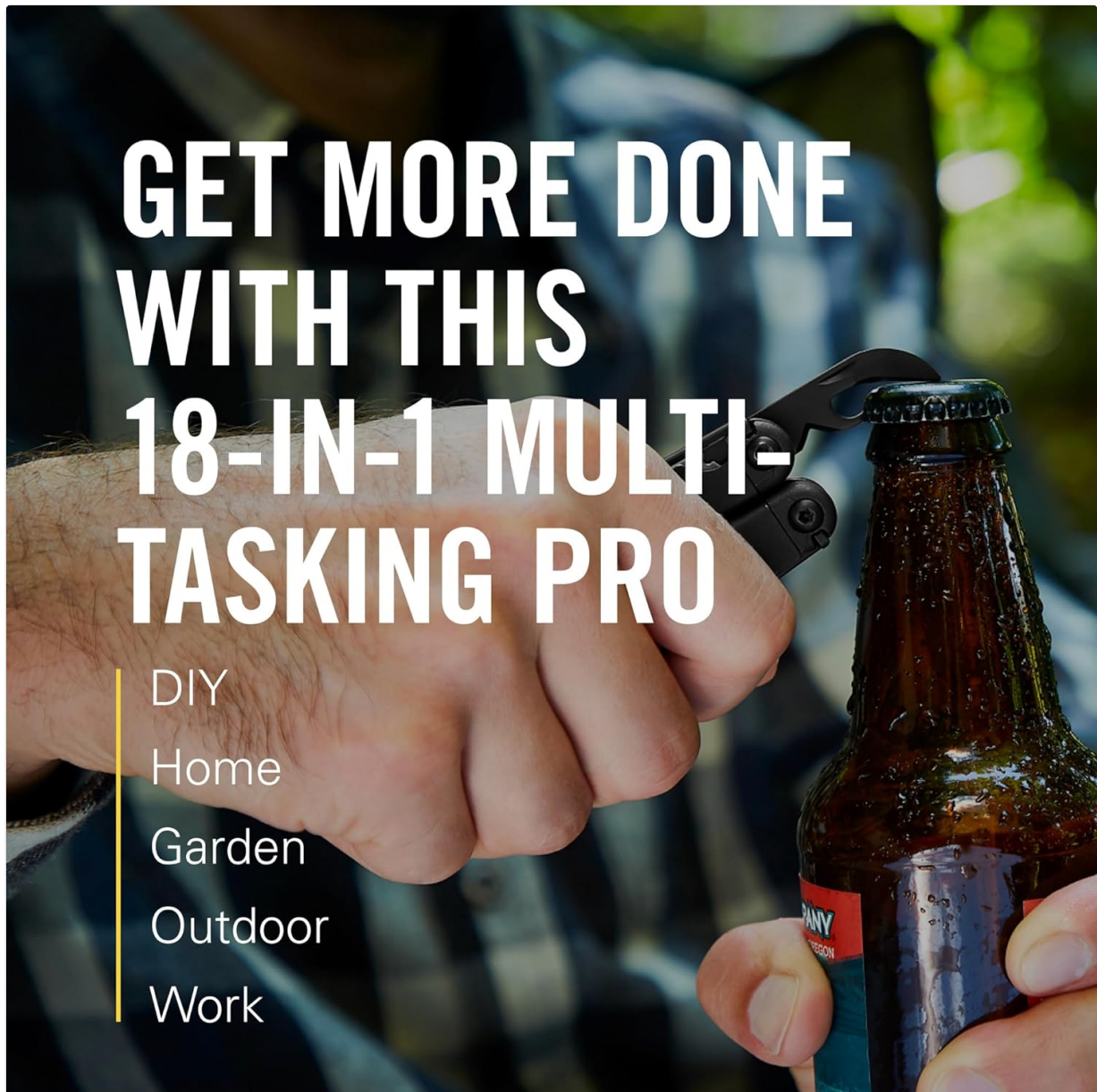


Image: A person using the pliers of the LEATHERMAN Wave+ to work on a piece of wooden furniture.

3.2 Knives

The Wave+ includes a 420HC straight edge knife and a serrated knife. Both can be opened with one hand from the outside of the tool. Exercise caution when deploying and folding knives.

3.3 Screwdrivers

The multi-tool features a large bit driver, a small bit driver, and a medium screwdriver. The bit drivers are

compatible with Leatherman's proprietary flat bits. Ensure the bit is fully seated before applying torque.

YOUR GO-TO CHOICE FOR EVERYDAY CARRY

Perfectly sized to fit in
your pocket, backpack
or toolbox

Image: A person using the small bit driver of the LEATHERMAN Wave+ to tighten a screw on a pair of eyeglasses.

3.4 Saw

The wood/metal saw is effective for cutting through various materials. Deploy the saw fully and ensure it locks into place before use. Use a steady, even motion.

ONE-HAND OPERATION PROVIDES EASY ACCESS TO THE ESSENTIAL TOOLS



Image: A person using the saw blade of the LEATHERMAN Wave+ to cut through a blue rope.

3.5 Scissors

The spring-action scissors are suitable for cutting paper, fabric, and other light materials. Open the scissors fully for optimal leverage.

SAFETY- FORWARD DESIGN

All tools lock in place for
safe and effective use



Image: A person using the spring-action scissors of the LEATHERMAN Wave+ to trim a small plant.

3.6 Files

The Wave+ includes a wood/metal file and a diamond-coated file. The diamond-coated file is ideal for sharpening blades or filing hard materials. Use appropriate pressure for the material being worked on.



Image: A person using the file tool of the LEATHERMAN Wave+ to smooth the end of a wooden dowel.

3.7 Other Tools

The Wave+ also features a can opener, bottle opener, wire stripper, ruler (8 in / 19 cm), and lanyard ring. Each tool is designed for intuitive use.



Image: A person using the bottle opener tool of the LEATHERMAN Wave+ to open a glass bottle.

4. MAINTENANCE

Proper maintenance will ensure the longevity and optimal performance of your LEATHERMAN Wave+.

4.1 Cleaning

After each use, especially in wet or dirty conditions, clean your multi-tool. Use a soft brush or cloth to remove debris. For stubborn dirt, use warm water and mild soap. Rinse thoroughly and dry completely. Avoid harsh chemicals or abrasive materials that could damage the finish.

4.2 Lubrication

Apply a light coat of high-quality lubricant (e.g., WD-40, gun oil, or a specialized multi-tool oil) to the pivot points and moving parts periodically. This helps maintain smooth operation and prevents corrosion. Wipe off any excess lubricant.

4.3 Sharpening Blades

The knife blades will dull with use. Sharpen them using a sharpening stone or a diamond-coated file (such as the one included on the Wave+). Maintain the original blade angle for best results. For replaceable wire cutters, replacement parts are available from Leatherman.



Image: A close-up view of the LEATHERMAN Wave+ showing its premium replaceable wire cutters, highlighting a key

5. TROUBLESHOOTING

5.1 Stiff Tools

If tools become stiff or difficult to open, it is often due to accumulated dirt or lack of lubrication. Follow the cleaning and lubrication steps in the Maintenance section. If the issue persists, contact Leatherman customer support.

5.2 Dull Blades

Dull blades can be sharpened using the integrated diamond-coated file or an external sharpening system. Refer to the Sharpening Blades section for guidance. For significant damage or if you are uncomfortable sharpening, Leatherman's warranty service can assist.

6. SPECIFICATIONS

Feature	Detail
Model Number	832531
Color	Stainless Steel
Item Dimensions (L x W x H)	4 x 1.5 x 0.8 inches
Item Weight	8.5 Ounces
Number of Tools	18
Included Components	Multitool
Power Source	Hand-powered
Manufacturer	Leatherman
Date First Available	February 5, 2018

7. WARRANTY AND SUPPORT

LEATHERMAN products are known for their exceptional quality and durability, backed by a comprehensive warranty.

7.1 Warranty Information

The LEATHERMAN Wave+ comes with a **25-year warranty**. This warranty covers manufacturing defects and ensures your multi-tool will perform reliably for a lifetime. For detailed warranty terms and conditions, please refer to the official Leatherman website or the documentation included with your product.

LEATHERMAN'S PROMISE OF QUALITY

We're proud to stand behind every product that leaves our factory in Portland, Oregon. Backed by our 25-year pledge to enduring quality, you can be confident your Leatherman lasts for a lifetime.

Image: A banner stating "LEATHERMAN's Promise of Quality" with various multi-tools and bit kits, emphasizing the brand's commitment to enduring quality.

7.2 Customer Support

For any questions, service requests, or warranty claims, please contact Leatherman customer support. You can find contact information and support resources on the official LEATHERMAN website:

www.leatherman.com.