

Manuals+

[Q & A](#) | [Deep Search](#) | [Upload](#)

[manuals.plus](#) /

› [Keter](#) /

› [Keter Marvel+ 270L Outdoor Storage Box User Manual](#)

Keter Marvel 270L Storage

Keter Marvel+ 270L Outdoor Storage Box User Manual

Model: Marvel 270L Storage (247661)

INTRODUCTION

This manual provides comprehensive instructions for the assembly, operation, and maintenance of your Keter Marvel+ 270L Outdoor Storage Box. Please read these instructions carefully before assembly and use to ensure proper function and longevity of your product.

The Keter Marvel+ 270L Outdoor Storage Box is a durable, weather-resistant solution designed for storing garden tools, equipment, furniture cushions, and other outdoor accessories. It features a wood panel-style finish, built-in handles, and a lockable flip-top lid. Constructed from 65% recycled resin, it offers a dry and ventilated storage environment with minimal maintenance.

SAFETY INFORMATION

- Ensure all parts are present and undamaged before beginning assembly.
- Assemble on a flat, stable surface.
- Do not allow children to play inside the storage box to prevent suffocation.
- Do not overload the box. The lid supports up to 220 kg (485 lbs) when used as seating.
- Keep the box closed when not in use to protect contents from weather.
- This product is designed for storage and light seating. Avoid standing or jumping on the lid.

PARTS LIST

Before assembly, verify that all components are included in your package. Refer to the assembly diagram for visual identification of parts.

(Note: Specific part names and quantities are typically provided in a detailed assembly diagram within the product packaging. This manual assumes standard components for a storage box of this type.)

- Side Panels (2)
- Front Panel (1)
- Back Panel (1)

- Base Panel (1)
- Lid (1)
- Hinge Mechanisms (2)
- Locking Mechanism (optional, if included)

ASSEMBLY INSTRUCTIONS

The Keter Marvel+ 270L Outdoor Storage Box features a click-based assembly system, requiring no additional tools for most steps. Follow these instructions for straightforward setup.

1. **Prepare the Base:** Place the base panel on a flat, level surface. Ensure the designated slots for the side and front/back panels are facing upwards.
2. **Attach Side Panels:** Align the two side panels with the corresponding slots on the base. Press firmly until they click securely into place.
3. **Attach Front and Back Panels:** Connect the front and back panels to the base and the already attached side panels. Ensure all connections click firmly.
4. **Secure All Panels:** Double-check that all four wall panels are securely interlocked with each other and the base.
5. **Install Lid Hinges:** Attach the hinge mechanisms to the rear panel and the lid. The rear hinges simplify lid assembly. Ensure they are firmly secured.
6. **Attach the Lid:** Carefully align the lid with the installed hinges and press down until it clicks into place. Test the lid's opening and closing mechanism.
7. **Final Check:** Verify that all components are correctly assembled and secure.

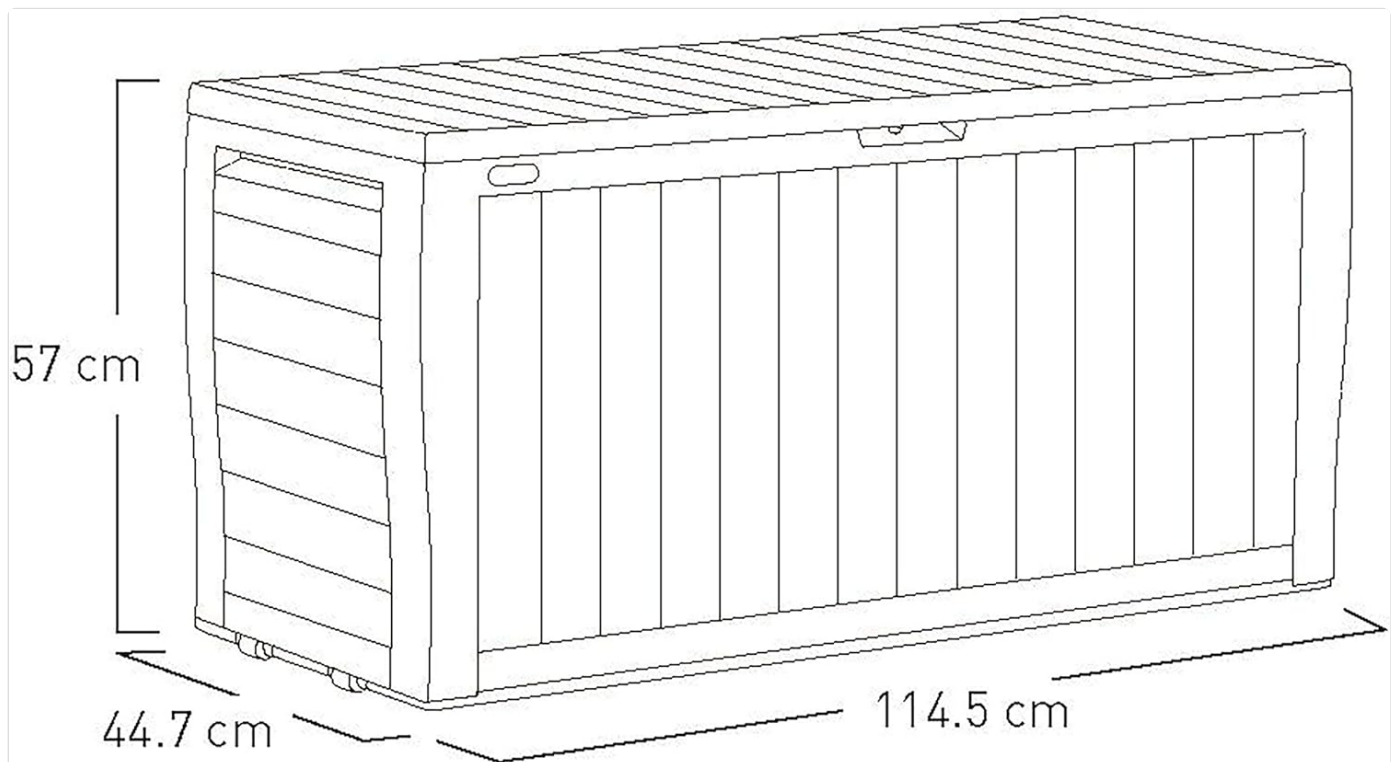


Figure 1: Dimensional diagram of the Keter Marvel+ 270L Outdoor Storage Box. External dimensions are approximately 116.7 cm (Length) x 44.7 cm (Width) x 57 cm (Height).

OPERATION AND USAGE

Opening and Closing the Lid

The storage box features a flip-top lid for easy access. To open, simply lift the lid from the front. To close, gently lower the lid until it rests securely on the box frame.



Figure 2: The storage box with its lid open, revealing ample space for garden tools, cushions, and other items.

Storage Capacity

The box has a capacity of 270 liters (approximately 71 gallons), suitable for various outdoor items such as garden tools, small furniture cushions, and children's outdoor toys. The design ensures contents remain dry and ventilated.



Figure 3: The storage box in an outdoor garden environment, demonstrating its capacity when open and filled with items.

Seating Functionality

The robust lid is designed to support up to 220 kg (485 lbs), allowing it to comfortably seat two adults. This dual functionality makes it a versatile addition to any outdoor space.



Figure 4: A woman seated on the closed storage box, illustrating its use as a comfortable outdoor bench.

Portability and Security

Built-in handles facilitate convenient portability. The box is also designed to be lockable (lock not included) to keep your stored items safe and secure.



Figure 5: Detail of the integrated handle, which also serves as a point for an optional padlock for enhanced security.

CARE AND MAINTENANCE

The Keter Marvel+ 270L Outdoor Storage Box is designed for zero maintenance due to its durable, weatherproof, and fade-free resin construction. However, occasional cleaning is recommended to maintain its appearance.

- **Cleaning:** Wipe down the exterior with a damp cloth and mild soap solution. Rinse with clean water and dry thoroughly. Avoid abrasive cleaners or harsh chemicals, as these can damage the material.
- **Inspection:** Periodically check all connections and hinges to ensure they remain secure.
- **Winter Storage:** While weather-resistant, storing the box in a sheltered area during extreme winter conditions can further extend its lifespan.

TROUBLESHOOTING

Problem	Possible Cause	Solution
Lid does not close properly.	Obstruction in the box; hinges misaligned; panels not fully clicked into place.	Remove any obstructions. Check hinge alignment and re-seat if necessary. Ensure all wall panels are securely assembled.
Water inside the box.	Lid not fully closed; extreme weather conditions; improper assembly.	Ensure the lid is completely closed. Verify all panels are correctly assembled and sealed. While weather-resistant, prolonged exposure to heavy rain or standing water may allow some moisture ingress.

Problem	Possible Cause	Solution
Box feels unstable.	Assembled on an uneven surface; panels not fully clicked into place.	Move the box to a flat, level surface. Re-check all panel connections to ensure they are fully engaged.

PRODUCT SPECIFICATIONS

- Brand:** Keter
- Model:** Marvel 270L Storage (247661)
- Color:** Graphite Grey
- Material:** Durable, Weatherproof, Fade-Free Resin (65% Recycled Content)
- Capacity:** 270 Liters (approx. 71 Gallons)
- External Dimensions (L x W x H):** 116.7 cm x 44.7 cm x 57 cm (45.94" x 17.6" x 22.44")
- Internal Dimensions (L x W x H):** 114.4 cm x 40 cm x 51.2 cm
- Item Weight:** 6.37 kg (14.01 lbs)
- Lid Weight Capacity:** Up to 220 kg (485 lbs)
- Features:** Lockable (lock not included), Built-in Handles, Wood Panel Effect, Water Resistant, Zero Maintenance
- Assembly:** Click-based system, no tools required

WARRANTY INFORMATION

This Keter Marvel+ 270L Outdoor Storage Box comes with a **2-year warranty** from the date of purchase. This warranty covers manufacturing defects and material flaws under normal use and service conditions.

The warranty does not cover damage resulting from misuse, abuse, neglect, accidents, improper assembly, unauthorized repairs or modifications, or normal wear and tear. Please retain your proof of purchase for warranty claims.







CUSTOMER SUPPORT

Should you require assistance with assembly, parts, or have any questions regarding your Keter Marvel+ 270L Outdoor Storage Box, please contact our dedicated customer services team.

Customer Service Contact: 0121 506 0008

For additional information and product registration, please visit the official Keter website.

[Visit the Keter Store on Amazon](#)

	<p>Keter 511L / 135 US GAL Outdoor Storage Box Assembly and Care Guide</p> <p>Comprehensive assembly instructions, features, and care guide for the Keter 511L (135 US GAL) outdoor storage box. Learn how to assemble, use, and maintain your durable Keter storage solution.</p>
	<p>Keter 150 US GAL 570L Outdoor Storage Box - Assembly and User Manual</p> <p>Comprehensive assembly instructions and user guide for the Keter 150 US GAL 570L outdoor storage box. Learn how to build, care for, and maintain your durable Keter storage solution.</p>
	<p>Keter 270L (71 US Gal) Storage Box Assembly Instructions</p> <p>Assembly guide for the Keter 270L storage box, detailing parts, steps, and customer support contact information.</p>
	<p>Keter Darwin 6x4W Garden Shed Assembly Manual - Instructions and Guide</p> <p>Comprehensive assembly manual for the Keter Darwin 6x4W garden shed. Includes site preparation, parts list, step-by-step assembly instructions, and care guidelines. Available in multiple languages.</p>
	<p>Keter 570L / 150 US GAL Outdoor Storage Box Assembly Instructions</p> <p>Step-by-step assembly guide for the Keter 570L / 150 US GAL outdoor storage box. This manual provides detailed instructions, parts list, and safety information for building your durable, weather-resistant storage solution.</p>
	<p>Keter Elevated Garden Bed: Assembly and Irrigation Guide</p> <p>Comprehensive guide for assembling and optimally irrigating your Keter Elevated Garden Bed. Includes parts list, step-by-step instructions, and watering tips for healthy plant growth.</p>