

[Manuals.plus](#) /

› [innovative Technology](#) /

› Outdoor Rock Speaker Pair User Manual

innovative Technology ITSBO-513PS5

Outdoor Rock Speaker Pair User Manual

MODEL: ITSBO-513PS5 | BRAND: INNOVATIVE TECHNOLOGY

Introduction

The innovative Technology Outdoor Rock Speaker Pair offers a unique blend of natural aesthetics and modern audio technology. Designed to seamlessly integrate into your garden, patio, or poolside, these speakers provide high-quality wireless audio. With solar charging capabilities and durable construction, they are built for year-round outdoor enjoyment. This manual provides essential information for setup, operation, maintenance, and troubleshooting to ensure optimal performance of your new speakers.

VICTROLA




Image: Two charcoal rock speakers seamlessly integrated into an outdoor garden setting.

What's in the Box

Upon unboxing your Outdoor Rock Speaker Pair, please ensure all the following components are present:

- 2x Outdoor Bluetooth Rock Speakers
- 1x User Manual (this document)
- Micro USB to USB Charging Cables
- USB Wall Adapter




Image: The complete set of components included with the Outdoor Rock Speaker Pair.

Setup

- 1. Initial Charging:** Before first use, fully charge both speakers using the provided Micro USB to USB Charging Cables and USB Wall Adapter. A full charge typically takes approximately 6 hours. The solar panels will maintain the charge during daylight hours, but initial charging via power cord is recommended for optimal performance.
- 2. Power On:** Locate the power button on the side of each speaker (often concealed under a protective flap). Press and hold the button to power on the speakers. A blue indicator light will typically illuminate.
- 3. Bluetooth Pairing:** Ensure Bluetooth is enabled on your smartphone, tablet, or laptop. Search for available Bluetooth devices and select the speaker's name (e.g., "ITSBO-513PS5" or similar). The speakers should pair automatically. If you have two speakers, they are designed to pair with each other for stereo sound. Refer to the specific pairing instructions in the included quick start guide if you encounter issues.



Image: Detail of the speaker's control panel, including the power button and USB charging port.

Operating

- **Music Streaming:** Once paired, you can stream audio wirelessly from your Bluetooth-enabled device. Adjust the volume directly from your device.
- **Solar Charging:** The speakers feature integrated solar panels on top. For continuous power, place the speakers in an area that receives direct sunlight. They can charge and play simultaneously. Solar charging can take up to 15 hours for a full recharge in direct sun.
- **Battery Life:** The built-in rechargeable battery provides up to 10 hours of playback on a single charge, with extended standby time up to 50 hours depending on usage and volume levels.

VICTROLA



Rugged exterior that blends seamlessly in your garden, patio or backyard




Image: People relaxing outdoors, demonstrating the use of the speakers for entertainment.

Maintenance

- **Weather Resistance:** These speakers are designed to withstand various outdoor elements, including rain, snow, and harsh sun. They are built for year-round use and require minimal maintenance. However, they are not fully waterproof and should not be submerged in water.
- **Cleaning:** Wipe the speakers with a damp cloth to remove dirt or debris. Avoid using harsh chemicals or abrasive cleaners.
- **Solar Panel Care:** Periodically clean the solar panels on top of the speakers to ensure maximum sun exposure and efficient charging. Dust or dirt can reduce charging efficiency.

WEATHERPROOF

Works in Rain, Snow or Harsh Sun



33' BLUETOOTH® RANGE



WIRELESS



14 HOURS PER CHARGE

Image: Visual representation of the speaker's dimensions and its ability to withstand various weather conditions.

Troubleshooting

- **No Power:** Ensure the speakers are fully charged. Connect them to the power adapter for 6 hours. Check the power button is pressed firmly.
- **Bluetooth Disconnection/Pairing Issues:** Ensure speakers are within the 33-foot maximum range of your device. Turn off and on Bluetooth on your device and the speakers. Forget the device from your Bluetooth settings and re-pair.
- **Low Volume/Distorted Sound:** Check the volume levels on both the speaker and your connected device. Ensure the speakers are not obstructed.
- **Solar Charging Not Working:** Ensure the solar panels are clean and receiving direct sunlight. Relocate speakers to a sunnier spot if necessary.

Specifications

Feature	Detail
---------	--------

Brand	Victrola (Innovative Technology)
Model Name	Rock
Model Number	ITSBO-513PS5
Speaker Type	Outdoor
Connectivity Technology	Bluetooth (Wireless)
Special Feature	Bluetooth, Rechargeable Battery, Solar Powered
Power Source	Solar Powered
Battery Life	10 Hours (up to 50 hours standby)
Charging Time	6 Hours (via power cord), 15 Hours (via solar)
Maximum Range	33 Feet
Number of Items	2
Product Dimensions	10.5"D x 20.5"W x 8"H
Item Weight	13.2 Pounds
Water Resistance Level	Water Resistant (Not fully waterproof; avoid submersion)
Material	Plastic
Color	Charcoal
Speaker Maximum Output Power	5 Watts

Warranty & Support

Your innovative Technology Outdoor Rock Speaker Pair comes with a Limited Warranty. For specific details regarding warranty coverage and duration, please refer to the warranty information provided at the time of purchase or contact customer support.

For additional support, frequently asked questions, or to download a digital copy of this manual, please visit the official product support page or refer to the PDF documents:

- [User Guide \(PDF\)](#)
- [User Manual \(PDF\)](#)