

Manuals+

[Q & A](#) | [Deep Search](#) | [Upload](#)

[manuals.plus](#) /

› [TECWARE](#) /

› [TECWARE Phantom 87 Key Mechanical Keyboard User Manual](#)

TECWARE TWKB-P87ZOBR

TECWARE Phantom 87 Key Mechanical Keyboard User Manual

Model: TWKB-P87ZOBR | Brand: TECWARE

INTRODUCTION

The TECWARE Phantom 87 Key Mechanical Keyboard is engineered to provide a premium typing experience with robust features for both gaming and general use. It boasts vibrant RGB lighting, durable Outemu mechanical switches, and a sturdy build quality.

This manual provides comprehensive instructions for setting up, operating, and maintaining your keyboard, ensuring optimal performance and longevity.



Figure 1: TECWARE Phantom 87 Key Mechanical Keyboard

KEY FEATURES

- **Premium Typing Experience:** Meticulously crafted for remarkable typing performance.
- **16.8 Million Color RGB Lighting:** Dynamic lighting effects to enhance your setup.

- **18 Pre-Set Light Modes:** Customize lighting to match your mood or environment.
- **Outemu Mechanical Switches:** Reliable switches with 50 million keystroke durability (available in Blue, Red, Brown).
- **Fiberglass PCB:** Dual-layer PCB for improved signal stability and longer lifespan.
- **Additional Inclusions:** Comes with 4 spare mechanical switches, 1 switch puller, 1 keycap puller, and a manual.



Figure 2: Key features of the Phantom 87 Mechanical Keyboard.

SETUP

Connecting Your Keyboard

The TECWARE Phantom 87 Key Mechanical Keyboard connects via a braided USB cable. Simply plug the USB-A connector into an available USB port on your PC. The keyboard is plug-and-play, and most operating systems will automatically install the necessary drivers.

Initial Power-On

Upon successful connection, the keyboard's RGB lighting will illuminate, indicating it is powered on and ready for use. No additional power source is required as it is powered directly via the USB connection.

RGB Lighting Control

The Phantom keyboard features 16.8 million color RGB lighting with 18 pre-set modes. You can cycle through these modes and adjust brightness and speed directly from the keyboard using function key combinations.

- **Changing Lighting Modes:** Use the **Fn** key combined with specific keys (refer to your keyboard's keycaps for icons, typically F9-F12 or Ins/Home/PgUp/Del/End/PgDn) to cycle through the 18 pre-set lighting effects.
- **Adjusting Brightness:** Use **Fn** + ↑ (Up Arrow) to increase brightness and **Fn** + ↓ (Down Arrow) to decrease brightness.
- **Adjusting Speed:** Use **Fn** + ← (Left Arrow) to decrease effect speed and **Fn** + → (Right Arrow) to increase effect speed.

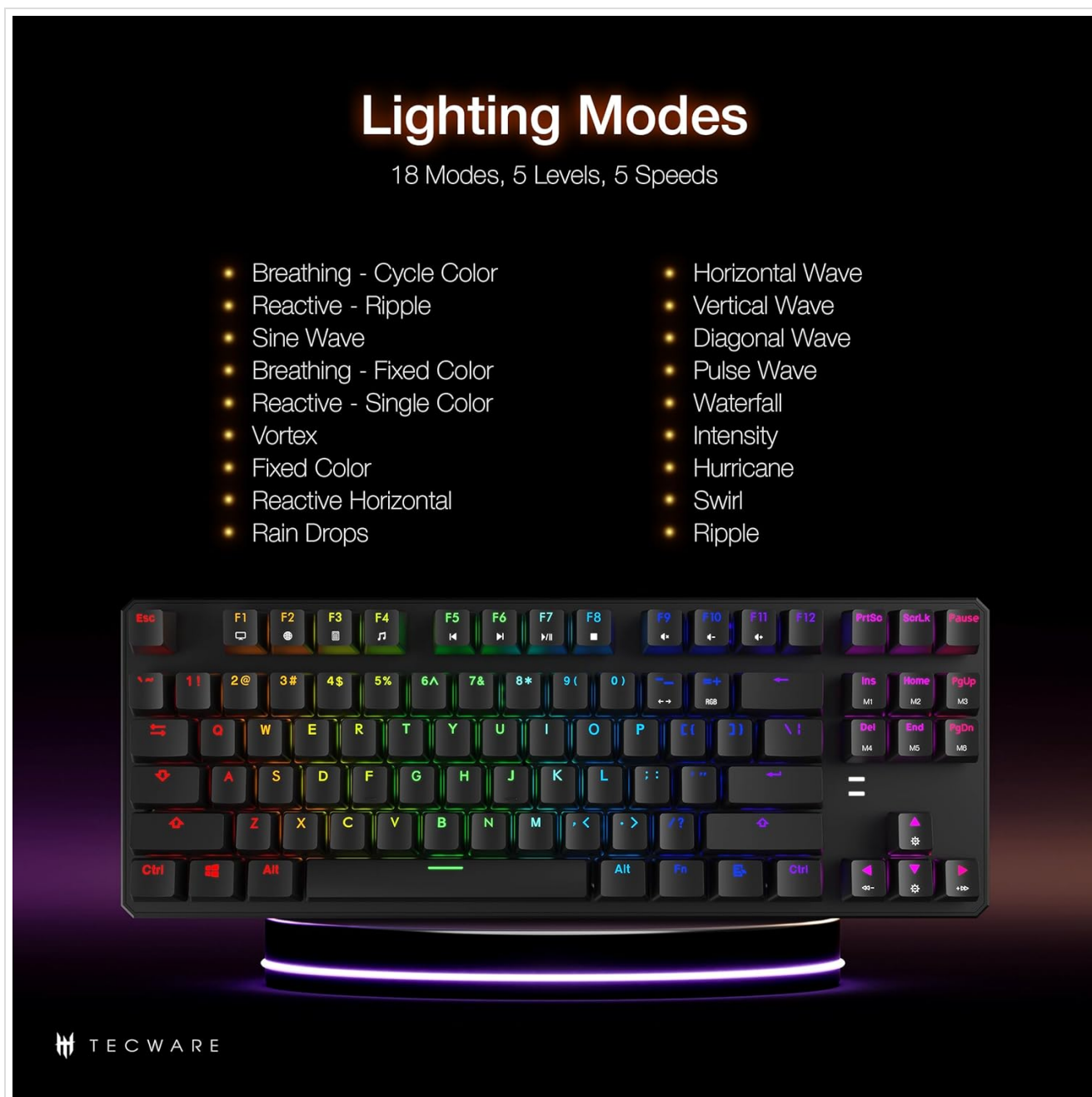


Figure 3: Overview of 18 pre-set lighting modes.

Multimedia Keys and Special Functions

The keyboard includes 11 multimedia keys and other special functions accessible via the **Fn** key.

- **Multimedia Controls:** Use **Fn** + **F1-F8** for various multimedia functions like media player, volume control, and track navigation.
- **Windows Lock Feature:** Use **Fn** + **Windows Key** to disable/enable the Windows key, preventing accidental presses.

during gaming.

- **N-Key Rollover:** Ensures all key presses are registered accurately, even during rapid typing or complex gaming commands.
- **1000Hz Polling Rate:** Provides a fast response time for competitive gaming.

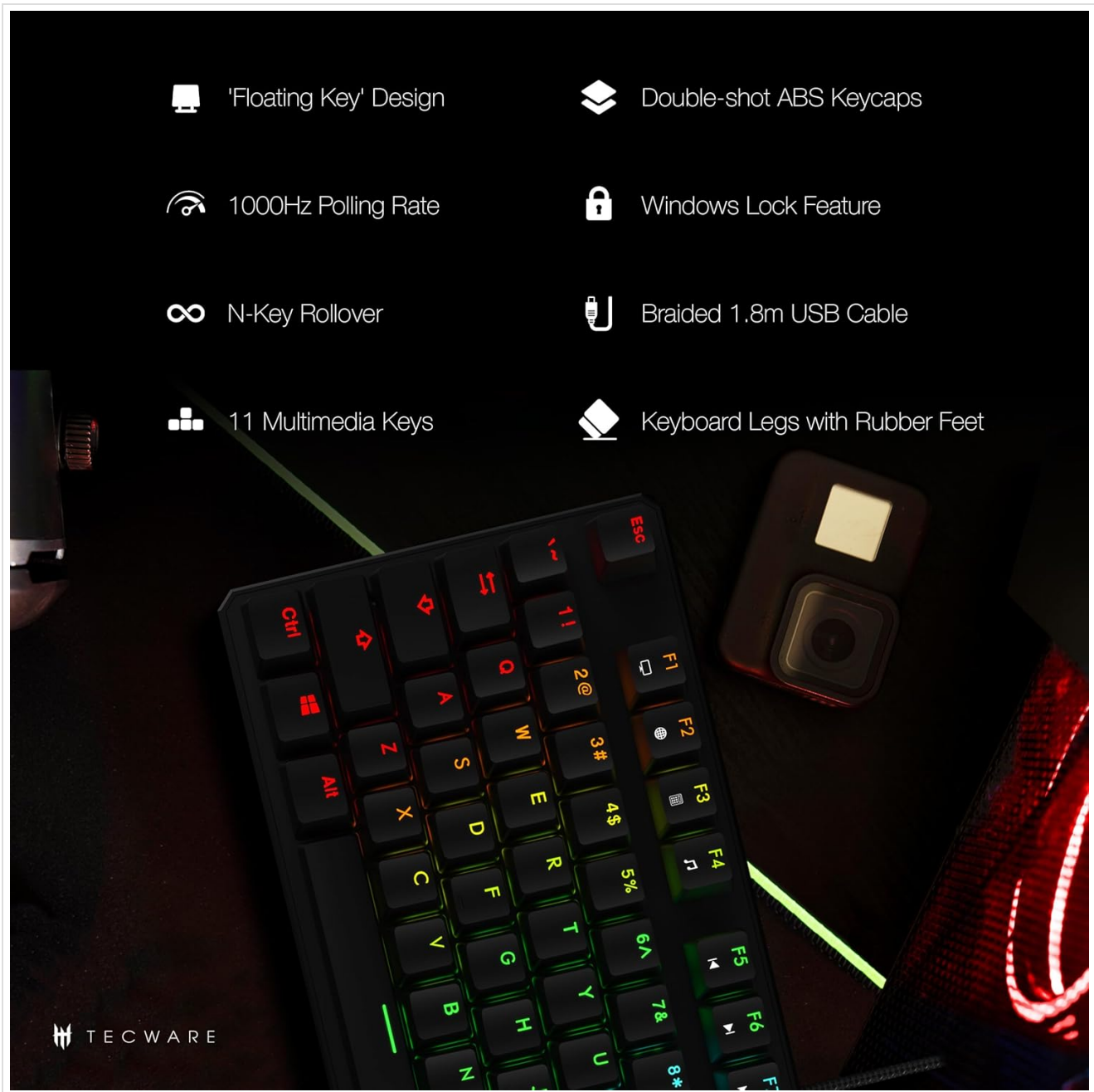


Figure 4: Additional keyboard features.

Software Support

For advanced customization, the TECWARE Phantom keyboard supports dedicated software. This software allows for:

- **Macro Recording:** Record and assign complex key sequences to single keys.
- **Macro Assignment:** Assign recorded macros to any key.
- **Up to 3 User Profiles:** Save and switch between different configurations for various applications or games.
- **Customizable Per-Key RGB Lighting:** Fine-tune the lighting for each individual key.

Software Support

- Macro Recording
- Macro Assignment
- Up to 3 User Profiles
- Customizable Per-Key RGB Lighting

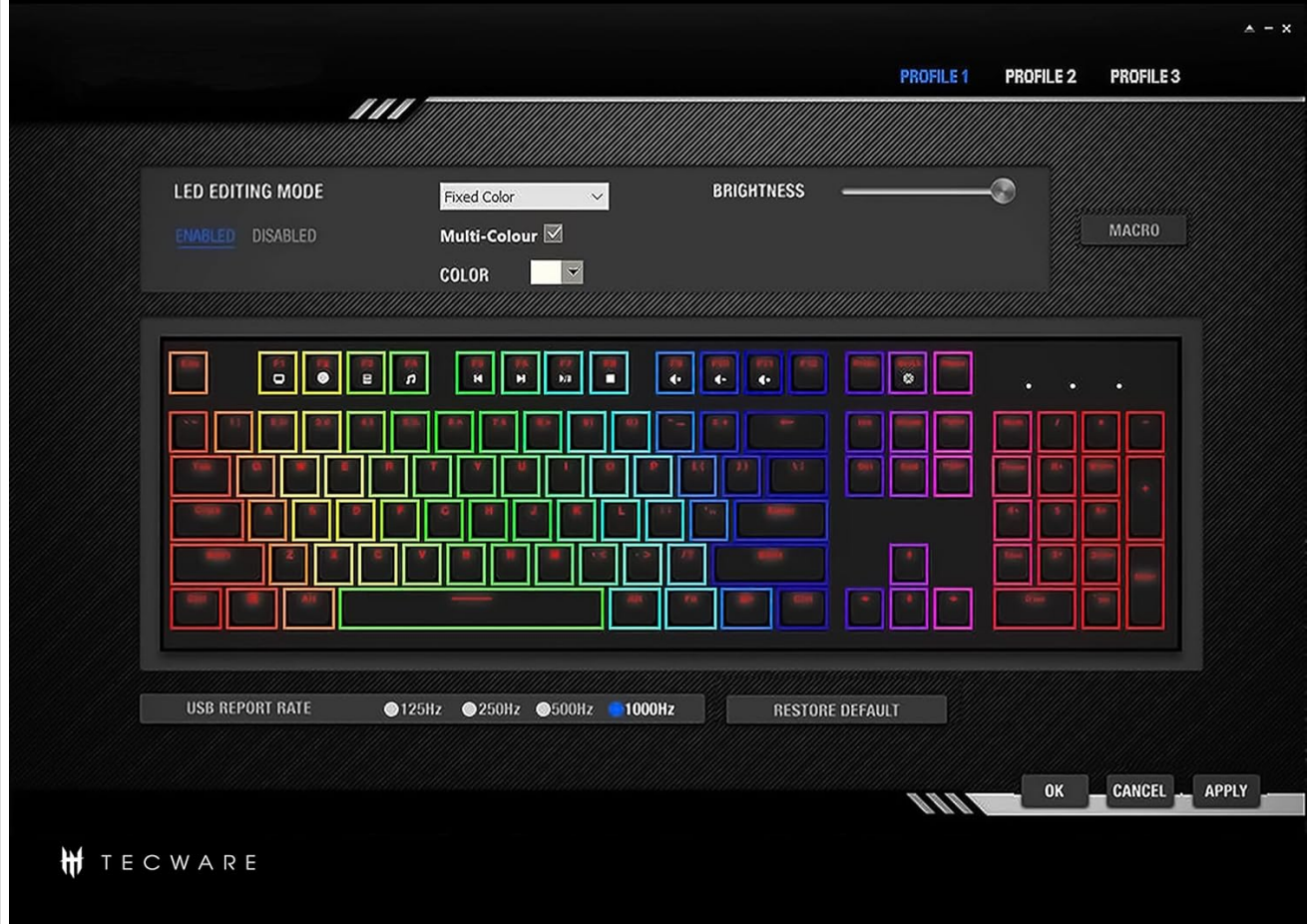


Figure 5: Software interface for advanced customization.



Figure 6: Detailed view of RGB lighting customization options.

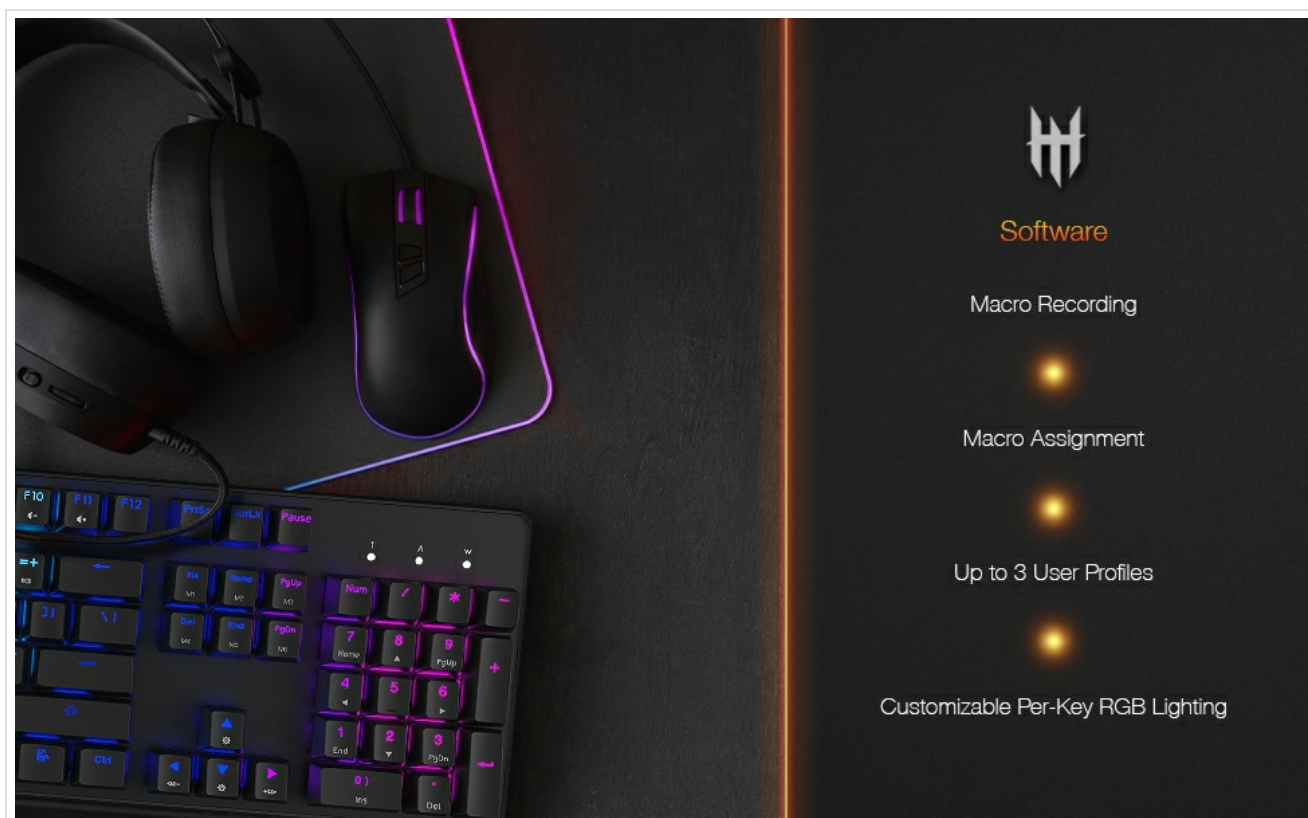


Figure 7: Software capabilities for macro and profile management.

MAINTENANCE

Cleaning Your Keyboard

To maintain optimal performance and appearance, regularly clean your keyboard. Use a soft, lint-free cloth dampened with a small amount of water or a mild cleaning solution. Avoid excessive moisture. For cleaning between keycaps, use compressed air to remove dust and debris.

Switch Replacement (Hot-Swappable)

The TECWARE Phantom keyboard features hot-swappable Outemu mechanical switches, allowing for easy replacement without soldering. Use the included switch puller to carefully remove a switch. Align the pins of the new switch with the holes on the PCB and gently push it into place until it clicks. Ensure the pins are straight to avoid bending.

OUTEMU
SWITCH



INSTALLED

Phantom comes pre-installed with Outemu mechanical switches, reliable for 50 million keystrokes


Outemu Blue


Outemu Brown


Outemu Red

Feel	Tactile & Clicky	Tactile	Linear
Noise Level	High	Medium	Low
Actuation Force	60g	55g	50g
Actuation Distance	2.0mm	2.0mm	2.0mm
Travel Distance	4.0mm	4.0mm	4.0mm



TECWARE

Figure 8: Outemu switch types and their specifications.

TROUBLESHOOTING

If you encounter issues with your TECWARE Phantom keyboard, refer to the following common troubleshooting steps:

- **Keyboard Not Responding:**
 - Ensure the USB cable is securely connected to both the keyboard and the PC.
 - Try plugging the keyboard into a different USB port.
 - Restart your computer.
- **RGB Lighting Not Working/Incorrect:**

- Verify that the lighting is not turned off using the keyboard's function keys.
- Check the keyboard software settings for lighting configurations.
- Ensure the keyboard firmware is up to date.

• **Keys Not Registering:**

- Clean under the affected keycap using compressed air.
- If the switch is hot-swappable, try removing and re-inserting the switch. If the issue persists, replace the switch with a spare.

SPECIFICATIONS

Feature	Detail
Brand	TECWARE
Model Number	TWKB-P87ZOBR
Number of Keys	87
Switch Type	Outemu Brown (Tactile)
Backlighting	RGB (16.8 Million Colors, 18 Pre-set Modes)
Connectivity	Wired (USB-A, Braided Cable)
Polling Rate	1000Hz
Keycap Material	Double-shot ABS
Dimensions (LxWxH)	14.23 x 5.26 x 1.58 inches
Item Weight	2.51 pounds
Compatibility	PC (Windows)







OFFICIAL PRODUCT VIDEO



Video 1: Official TECWARE Branded Video showcasing various products including the Phantom keyboard.

WARRANTY AND SUPPORT

For detailed warranty information and customer support, please refer to the official TECWARE website or the user manual provided with your product. You can also visit the [TECWARE Store on Amazon](#) for additional resources. A digital version of the user manual (PDF) is available [here](#).

	<p>Tecware PHANTOM+ RGB Mechanical Keyboard Quick Start Guide</p> <p>A quick start guide for the Tecware PHANTOM+ RGB Mechanical Keyboard, detailing key features, multimedia functions, RGB controls, macro setup, switch replacement, package contents, system requirements, installation, and warranty information.</p>
	<p>Tecware Spectre 96 Mechanical Keyboard: Quick Start Guide & Software Manual</p> <p>Comprehensive guide to the Tecware Spectre 96 Gasket Mounted Mechanical Keyboard, covering specifications, connectivity, software features, RGB lighting, and troubleshooting.</p>
	<p>Tecware Phantom+ Elite 87 Keys RGB Mechanical Keyboard Quick Start Guide</p> <p>A quick start guide for the Tecware Phantom+ Elite 87 Keys RGB Mechanical Keyboard, covering key features, multimedia functions, RGB controls, connectivity, BT pairing, 2.4G wireless pairing, switch functions, power indicator, Windows/Mac mode, reset to factory settings, swapping arrow keys and WASD, per-key LED customization, macro functions, and switch replacement.</p>
	<p>Tecware Phantom+ Elite 87 Keys RGB Mechanical Keyboard Quick Start Guide</p> <p>A quick start guide for the Tecware Phantom+ Elite 87 Keys RGB Mechanical Keyboard, covering key features, multimedia functions, RGB controls, connectivity, pairing, and switch replacement.</p>
	<p>TECWARE PHANTOM S Gasket Mounted Mechanical Keyboard Quick Start Guide</p> <p>Quick start guide for the TECWARE PHANTOM S Gasket Mounted Mechanical Keyboard, detailing specifications, layout, connectivity modes, multimedia functions, RGB modes, and installation.</p>
	<p>Tecware Veil 87 Barebones Keyboard Kit Quick Start Guide</p> <p>A quick start guide for the Tecware Veil 87 Barebones Keyboard Kit, detailing Windows and iOS/Mac Fn shortcut keys, custom LED color modes, and software-based macro and key-remapping.</p>