

Marshall MG15GFX

Marshall MG15GFX 15W Guitar Combo Amplifier User Manual

Model: MG15GFX

INTRODUCTION

Thank you for choosing the Marshall MG15GFX 15W Guitar Combo Amplifier. This amplifier is designed to provide a versatile and powerful sound experience for guitarists. It features a range of digital effects and multiple channels to suit various playing styles.

The MG15GFX is equipped with four channels: Clean, Crunch, OD1, and OD2, allowing for a wide sonic spectrum from pristine clean tones to intense overdrive. A three-band EQ provides precise tonal control. For quiet practice or direct recording, the amplifier includes a headphone output. An MP3/line input allows you to play along with your favorite tracks. Its compact and portable design makes it suitable for home use and band practices.



Image: Front view of the Marshall MG15GFX 15W Guitar Combo Amplifier, showcasing its classic black and gold design.

IMPORTANT SAFETY INFORMATION

- **Electrical Safety:** Always ensure the amplifier is connected to a grounded power outlet. Do not expose the unit to rain or moisture. Disconnect the power cord before cleaning or servicing.
- **Ventilation:** Ensure adequate ventilation around the amplifier. Do not block ventilation openings.
- **Heat:** Avoid placing the amplifier near heat sources such as radiators, heat registers, stoves, or other apparatus that produce heat.
- **Handling:** Handle the amplifier with care. Avoid dropping or subjecting it to strong impacts.
- **Proposition 65 Warning:** This product may contain chemicals known to the State of California to cause cancer and birth defects or other reproductive harm.



Image: Front view of the Marshall MG15GFX amplifier, displaying power input and safety labels.

WHAT'S IN THE BOX

Your Marshall MG15GFX package includes:

- Marshall MG15GFX 15W Guitar Combo Amplifier
- Power Cable

SETUP GUIDE

1. **Placement:** Place the amplifier on a stable, flat surface, ensuring proper ventilation.
2. **Power Connection:** Connect the supplied power cable to the amplifier's power input and then to a suitable grounded electrical outlet.
3. **Instrument Connection:** Plug your guitar into the **INPUT** jack on the front panel using a standard instrument cable.
4. **Initial Power On:** Ensure all volume controls are set to minimum before turning on the amplifier using the **POWER** switch.

5. **Headphones (Optional):** For silent practice, connect headphones to the dedicated headphone output jack. This will mute the internal speaker.
6. **MP3/Line In (Optional):** Connect an external audio device (e.g., MP3 player, phone) to the MP3/Line In jack to play along with music.



Image: Detailed view of the amplifier's control panel, showing input, control knobs, and various jacks.

OPERATING INSTRUCTIONS

Control Panel Overview:

- **INPUT:** Connect your guitar here.
- **GAIN:** Adjusts the amount of overdrive or distortion.
- **CLEAN/CRUNCH Button:** Toggles between Clean and Crunch channels.
- **OD1/OD2 Button:** Toggles between Overdrive 1 and Overdrive 2 channels.
- **BASS, MIDDLE, TREBLE:** Three-band equalizer for tone shaping.
- **REVERB:** Controls the level of the built-in reverb effect.

- **VOLUME:** Adjusts the overall output volume of the selected channel.
- **FX:** Selects and adjusts digital effects (e.g., Chorus, Phaser, Flanger, Delay, Octave).
- **TAP/TUNER:** Tap tempo for delay effects; hold to activate the tuner.
- **STORE:** Saves your current settings as a preset.
- **MASTER:** Controls the overall master volume of the amplifier.
- **FOOTCONTROLLER:** Input for an optional footswitch (not included).
- **MP3/LINE IN:** Connect external audio devices.
- **HEADPHONES:** Connect headphones for silent practice.
- **POWER:** On/Off switch for the amplifier.

Using the Channels:

The MG15GFX offers four distinct channels:

- **Clean:** Provides a clear, uncolored tone. Ideal for clean melodies or as a base for pedal effects.
- **Crunch:** Offers a mild overdrive, suitable for blues and classic rock.
- **OD1 (Overdrive 1):** Delivers a higher gain overdrive for harder rock tones.
- **OD2 (Overdrive 2):** Provides the most aggressive high-gain distortion, perfect for metal and heavy rock.

Use the **CLEAN/CRUNCH** and **OD1/OD2** buttons to switch between these channels. Adjust the **GAIN** knob to control the amount of drive within each channel.

Applying Effects:

The amplifier includes various digital effects. Turn the **FX** knob to select an effect. The intensity or parameter of the effect can often be adjusted by pressing and turning the **FX** knob, or by using the **TAP** button for time-based effects like delay.

Saving Presets:

Once you have dialed in a desired tone (channel, EQ, effects), you can save it as a preset. Press and hold the **STORE** button until the display indicates the preset has been saved. Refer to the full Marshall MG Series manual for detailed instructions on preset management.

MAINTENANCE AND CARE

- **Cleaning:** Use a soft, dry cloth to clean the exterior of the amplifier. Do not use abrasive cleaners, solvents, or waxes.
- **Storage:** Store the amplifier in a dry, cool environment away from direct sunlight and extreme temperatures.
- **Transportation:** When transporting, ensure the amplifier is securely packed to prevent physical damage.
- **Servicing:** The Marshall MG15GFX contains no user-serviceable parts. Refer all servicing to qualified service personnel. Unauthorized modifications or repairs will void the warranty.

TROUBLESHOOTING

Problem	Possible Cause	Solution
---------	----------------	----------

Problem	Possible Cause	Solution
No sound from amplifier	<ul style="list-style-type: none"> Power cable not connected or power switch off. Instrument cable faulty or not fully inserted. Guitar volume turned down. Headphones connected (mutes speaker). Amplifier volume/master volume too low. 	<ul style="list-style-type: none"> Check power connections and turn on the power switch. Test with a different instrument cable; ensure it's fully inserted. Increase guitar volume. Disconnect headphones if using the speaker. Increase VOLUME and MASTER knobs.
Distorted or poor sound quality	<ul style="list-style-type: none"> GAIN too high for desired tone. Incorrect channel selected. Faulty instrument cable or guitar electronics. 	<ul style="list-style-type: none"> Reduce GAIN setting. Switch to a different channel (Clean, Crunch, OD1, OD2). Test with a different cable or guitar.
Effects not working	<ul style="list-style-type: none"> FX knob set to 'OFF' or minimum. Incorrect effect selected. 	<ul style="list-style-type: none"> Adjust the FX knob to select and increase effect level. Ensure the correct effect is chosen.

If the problem persists after attempting these solutions, please contact Marshall customer support or an authorized service center. As noted, there are no user-serviceable parts inside the amplifier.

SPECIFICATIONS

Feature	Detail
Model	MG15GFX
Output Wattage	15 Watts
Channels	Clean, Crunch, OD1, OD2
EQ	3-band (Bass, Middle, Treble)
Digital Effects	Reverb, Chorus, Phaser, Flanger, Delay, Octave
Inputs	1/4" Instrument Input, MP3/Line In
Outputs	Headphone Output
Dimensions (W x H x D)	15.2 x 15 x 7.7 inches (approx. 38.6 x 38.1 x 19.6 cm)
Item Weight	16.3 pounds (approx. 7.4 kg)
Material	Metal, Wood
Manufacturer	Marshall








Image: Diagram showing the dimensions of the Marshall MG15GFX amplifier.

WARRANTY AND SUPPORT

Marshall amplifiers typically come with a manufacturer's warranty. Some retailers may offer an extended 5-year warranty. Please refer to your purchase documentation or the official Marshall website for specific warranty terms and conditions applicable to your region.

For technical support, service inquiries, or to find an authorized service center, please visit the official Marshall Amplification website or contact their customer service department.

Marshall Official Website: www.marshall.com

	<p>Marshall AS100D Acoustic Soloist Combo Amplifier User Manual</p> <p>Comprehensive guide to the Marshall AS100D Acoustic Soloist Combo amplifier, detailing its features, controls, and safety instructions for optimal performance.</p>
	<p>Marshall Studio Classic SC20H & SC20C Quick Start Guide</p> <p>A quick start guide for the Marshall Studio Classic SC20H and SC20C guitar amplifiers, covering essential safety instructions, setup procedures, front and rear panel functions, and product specifications.</p>
	<p>Marshall DSL5CR Guitar Amplifier Owner's Manual</p> <p>Comprehensive owner's manual for the Marshall DSL5CR guitar amplifier, detailing its features, functions, setup, and safety instructions.</p>
	<p>Marshall G215RCD Guitar Amplifier: Features and Settings</p> <p>A guide to the Marshall G215RCD 2x15 watt guitar amplifier, detailing its front panel features, suggested settings for various musical styles, and important safety instructions. Includes a welcome message from Jim Marshall.</p>
	<p>Marshall Valvestate Amplifier Handbook</p> <p>Comprehensive handbook detailing the features, controls, and operation of the Marshall Valvestate series of guitar amplifiers, including models 8100, 8200, 8280, 8240, 8080, 8040, 8020, and 8010.</p>
	<p>Marshall Guv'nor Re-Issue Pedal: Quick Start Guide and Specifications</p> <p>Get started with the Marshall Guv'nor Re-Issue Pedal. This guide provides essential information on powering, controlling, and understanding the specifications of this classic distortion effect pedal, celebrating its 60th anniversary reissue. Learn about its features and warranty.</p>



Marshall MG15GX - Combo gitarsko pojačalo

Sifra: 12764
Kategorija: proizvodi: Combo Gitarska Pojačala
Proizvođač: Marshall

Cena: 21.480,00 rsd

Forma: Player Plus Duo
Adresa: Svetovlasova 9
Tel/fax: +381 11 3347 412
Fax: +381 11 3347 615
POS: 160666314
E-mail: posudob@player.rs

Marshall MG15GX - Combo gitarsko pojačalo

Otkrije svoj zvuk

Model MG15GX Player duo, crunch, OD1 i OD2 kanale, kao i trostepeni ekvalajzer i priručnik za svakog - pružajući još veću tehničku kontrolu.

U pokretu

Dvo kompaktno pojačalo odlične je veličine za vežbanje kod kuće, jednako kao i za probe nastupa ili manji nastup.

Glede god da svirate

Ostaje da se kao i običavno uz korišćenje MP3Line - za sviranje "play-along" uz vaše omiljene pesme, a tu i u posebnim istica za studijske za sviranje "u stilu".

Digitalni genije

MP3Line MG15GX opremljen je mnoštvom digitalnih efekata koji uključuju: Reverb, Chorus, Phaser, Flanger, Delay & Octave.

Tehničke specifikacije

Model MG15GX

Linija MG Gold

Technologie Transistorne pojačalo

Kanal 4-ica čvorove i ponovu reprodukciju

Izlazna snaga 15W

Izlaz 1 x 3,5 mm izlazi dask za studijske

[\[pdf\]](#)

Marshall MG15GFX Combo gitarsko pojačalo Player Music Store Marshall Šifra 12764 Kategorija
proizvoda Gitarska Pojačala Proizvodač Cena 21 480 00 rsd Marshall document player rs stampanje 6781
|||
Ilmogagoe not found or type unknown Firma: Player Plus doo Adresa: Svetogorska 9
Telefon: 381 11 3347 442 Fax: 381 11 3347 615 PIB: 106966344 E-mail: porudzbine
player.rs Marshall **MG15GFX** - Combo gitarsko poja alo
MlmaagrsehnaotlflomunGd1o5r GtyFpXe u-nCknoomwnbo gitarsko poja alo Otkrijte
sv...

lang:hr score:29 filesize: 29.66 K page_count: 2 document date: 2025-12-02

[illegible]

[\[pdf\]](#) User Manual Quick Start Guide Instructions Specifications Dimension Guide
Guide

MG15FX MG30FXPEDL 90008	16	17	Marshall MG15GFX
-------------------------	----	----	------------------

manualmuzcentre ru Marshall manual srsItd AfmBOoppfsquSne9oYvz4Aw9ztXJQ
zdiKNG8KYiQKFuKFsuk7tRi cI MG30FXMG15FX Amplification Plc reserves the right to alter
specifications without prior notice Denbigh Road Bletchley MiltonMarshall manualMarshall clmuzcentre
AfmBOorrkiviSfEvlJeK nqqmqXbk yaSwCigD13dUyXHtRNe1 fDYtq ||| ||| <https://muzcentre.ru> ENGLISH

M3311.419 CATS-90025-02 MG15FX MG30FX QUICK START GUIDE DOWNLOAD THE FULL
MANUAL AT Informazioni disponibili in Lingua italiana. Visita marshall.com per scaricare il manuale
completo in Italiano. Product dimensi

<https://muzcentre.ru> ENGLISH M3311.419 CATS-90025-02 MG15FX MG30FX
QUICK START GUIDE DOWNLOAD THE FULL MANUAL AT Informazioni disponibili
in Lingua italiana. Visita marshall.com per scaricare il manuale completo in Italiano.

Product dimensions height x width x depth : MG30FX 420mm 480mm ...

lang:en score:26 filesize: 1.93 M page_count: 12 document date: 2024-05-13

