

## Fossil FS5452

# Fossil Men's Neutra Quartz Chronograph Watch FS5452 Instruction Manual

Model: FS5452

## 1. INTRODUCTION AND OVERVIEW

This manual provides essential information for the proper setup, operation, and maintenance of your Fossil Men's Neutra Quartz Chronograph Watch, Model FS5452. This timepiece combines classic design with modern functionality, featuring a precision quartz movement and chronograph capabilities.





Image 1.1: Front view of the Fossil Men's Neutra Quartz Chronograph Watch.

Your browser does not support the video tag.

Video 1.1: An overview of the Fossil Men's Neutra Leather Chronograph Watch, highlighting its design and features.

## 2. PRODUCT FEATURES

- **Big Face Style:** 44mm case with a black satin dial, stick indices, and chronograph movement.
- **Case & Movement:** 44mm case, 22mm band width, hardened mineral crystal lens for scratch resistance. Accurate Quartz movement with chronograph analog display and date window.
- **Stylish Design:** Round silver stainless steel case with black satin dial and silver accents.
- **Black Leather Band:** Genuine leather strap with a secure adjustable buckle, interchangeable with all Fossil 22mm straps.
- **Water Resistance:** Up to 50m (165ft) or 5 ATM, suitable for short recreational swimming or showering. Not intended for diving or snorkeling.

## 3. SETUP

### 3.1 Unboxing and Initial Inspection

Carefully remove the watch from its packaging. Inspect the watch for any visible damage or defects. Ensure all protective films are removed from the crystal and case back.

### 3.2 Setting the Time and Date





Image 3.1: Side view of the watch, illustrating the crown and pushers.

1. **To Set the Time:** Pull the crown (B) out to the second click position. Rotate the crown to move the hour and minute hands to the desired time. Push the crown back to its normal position to start the watch.
2. **To Set the Date:** Pull the crown (B) out to the first click position. Rotate the crown clockwise or counter-clockwise (depending on the model) until the correct date appears in the date window. Push the crown back to its normal position.

### 3.3 Adjusting the Leather Strap

The genuine leather strap features a traditional buckle closure. To adjust, simply thread the strap through the buckle and secure it in the desired hole for a comfortable fit on your wrist. The strap is interchangeable with any Fossil 22mm strap.

## 4. OPERATING INSTRUCTIONS

### 4.1 Chronograph Function

Your Neutra Chronograph watch features three subdials for tracking elapsed time:

- **60-Second Subdial:** Measures seconds.
- **30-Minute Subdial:** Measures minutes.
- **24-Hour Subdial:** Displays time in a 24-hour format, synchronized with the main time.

To operate the chronograph:

1. **Start:** Press the top pusher (A) to start the chronograph. The chronograph second hand will begin to move.
2. **Stop:** Press the top pusher (A) again to stop the chronograph. The elapsed time will be indicated by the chronograph hands.
3. **Reset:** With the chronograph stopped, press the bottom pusher (C) to reset all chronograph hands to their zero positions.

Your browser does not support the video tag.

Video 4.1: Demonstration of the Fossil Men's FS5452 Neutra Chronograph watch, including its analog display and quartz movement.

## 5. MAINTENANCE

### 5.1 Cleaning Your Watch

To maintain the appearance of your watch, wipe the case and crystal with a soft, damp cloth. For the leather strap, avoid prolonged exposure to water and direct sunlight to prevent damage and discoloration. If the leather gets wet, allow it to air dry naturally.

### 5.2 Battery Replacement

The watch is powered by a lithium metal battery. When the watch stops running, it indicates that the battery needs replacement. It is recommended to have the battery replaced by an authorized Fossil service center or a qualified watch technician to ensure proper sealing and water resistance.

### 5.3 Water Resistance

Your watch is water resistant up to 5 ATM (50 meters/165 feet). This means it is suitable for short periods of recreational swimming or showering. However, it is not recommended for diving, snorkeling, or high-impact water sports. Always ensure the crown is fully pushed in before any contact with water.

## 6. TROUBLESHOOTING

### 6.1 Watch Not Running

If your watch stops running, the most common cause is a depleted battery. Refer to Section 5.2 for battery replacement information.

### 6.2 Incorrect Time or Date

If the time or date is incorrect, follow the instructions in Section 3.2 to reset them. Ensure the crown is fully pushed in after setting to prevent accidental changes.

### 6.3 Chronograph Hands Not Resetting to Zero

If the chronograph hands do not reset to the 12 o'clock position, they may need calibration. Consult an authorized service center for assistance.

For any issues not covered here, please contact Fossil customer support.

## 7. SPECIFICATIONS

Feature	Detail
Model Number	FS5452
Case Size	44mm
Band Width	22mm
Movement	Quartz Chronograph
Case Material	Stainless Steel
Strap Material	Leather Calfskin
Water Resistance	5 ATM (50 meters / 165 feet)
Crystal Type	Hardened Mineral

Battery Type	1 Lithium Metal (included)
Product Dimensions	3.7 x 4.25 x 4.02 inches; 0.04 ounces

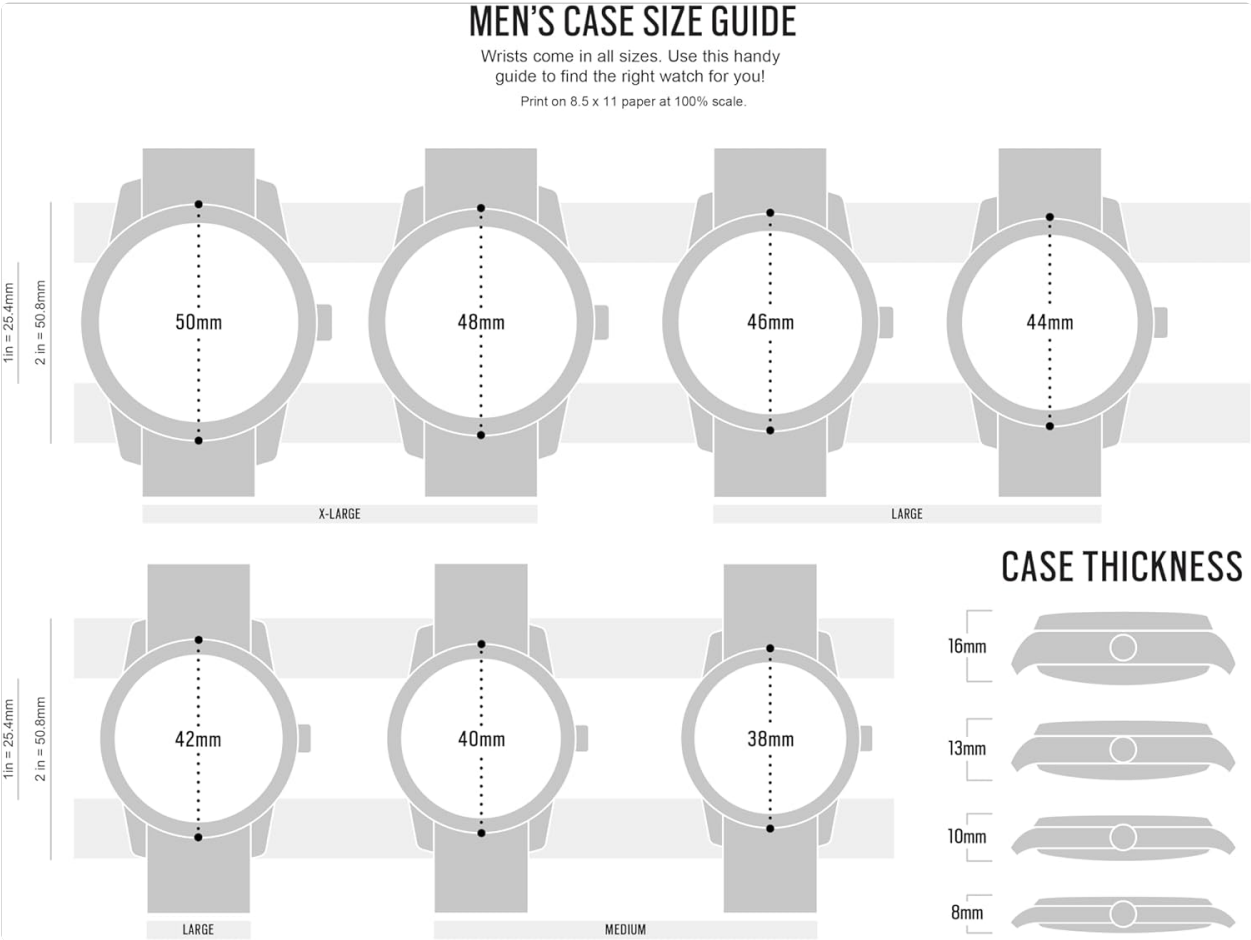


Image 7.1: Men's watch case size guide for reference.







## 8. WARRANTY AND SUPPORT

### 8.1 Warranty Information

Fossil watches typically come with a limited warranty covering manufacturing defects. Please refer to the warranty card included with your purchase or visit the official Fossil website for specific terms and conditions regarding your model.

### 8.2 Customer Support

For further assistance, service, or to locate an authorized service center, please visit the official Fossil website or contact their customer service department. You can find more information and support at the [Fossil Store](#).

	<p><a href="#">Fossil World Timer Solar Watch Warranty Information and User Manual</a></p> <p>Comprehensive warranty information and user guide for the Fossil World Timer Solar Watch, covering time and date settings, chronograph, countdown timer, alarm, world time, compass, solar power, and water resistance.</p>
	<p><a href="#">Fossil Smartwatch Quick Start Guide</a></p> <p>Get started with your Fossil smartwatch. This guide covers initial setup, charging, and connecting to your phone using the Android Wear app. It also includes essential health, safety, and regulatory information.</p>
	<p><a href="#">Fossil Q Smartwatch Quick-Start Guide</a></p> <p>A quick-start guide for the Fossil Q Smartwatch, covering navigation, charging, notifications, apps, and staying connected.</p>
	<p><a href="#">Fossil Watch Instruction Manuals: Analog, Digital, Automatic, and Multifunction Models</a></p> <p>Comprehensive guide to operating and setting various Fossil watch models, including analog, digital, analog-digital, automatic, mechanical, multifunction, chronograph, and stopwatch types. Covers time, date, alarm, and other functions.</p>
	<p><a href="#">Fossil Q Hybrid Smartwatch Quick-Start Guide</a></p> <p>Get started with your Fossil Q Hybrid Smartwatch. This guide covers setup, notifications, battery replacement, strap changes, activity tracking, and staying connected. Learn to customize buttons and troubleshoot connectivity issues.</p>
	<p><a href="#">Fossil DW13F3 Smartwatch Warranty and Information</a></p> <p>Comprehensive warranty, safety, and regulatory information for the Fossil DW13F3 Smartwatch, provided by Fossil Group, Inc. Learn about product coverage, safe usage, and compliance.</p>