

## Manuals+

[Q & A](#) | [Deep Search](#) | [Upload](#)

manuals.plus /

- › [Timex](#) /
- › [Timex Unisex Expedition Scout 36 Watch Instruction Manual](#)

### Timex TW4B13800

## Timex Unisex Expedition Scout 36 Watch Instruction Manual

Model: TW4B13800

### INTRODUCTION

This manual provides comprehensive instructions for the proper use and care of your Timex Unisex Expedition Scout 36 Watch. This 36mm field watch features a durable metal construction, a comfortable blue nylon strap, 12/24-hour military time markings, and the signature arrow second hand. Please read this manual thoroughly to ensure optimal performance and longevity of your timepiece.





Image: Front view of the Timex Unisex Expedition Scout 36 Watch, showcasing its cream dial, black Arabic numerals, and blue nylon strap.

## SETUP AND INITIAL OPERATION

---

### 1. Setting the Time

1. Pull the crown (the small knob on the side of the watch) out to position 2. The second hand will stop.
2. Turn the crown clockwise or counter-clockwise to move the hour and minute hands to the desired time.
3. Push the crown back into position 1 to restart the watch.

### 2. Setting the Date

1. Pull the crown out to position 1.5 (halfway between position 1 and 2).
2. Turn the crown clockwise to advance the date. Continue until the correct date is displayed.
3. Once the date is set, push the crown back into position 1.

### 3. Adjusting the Strap

The blue nylon strap is adjustable to fit various wrist sizes. Thread the strap through the buckle and secure it using the appropriate hole for a comfortable fit. The strap is designed for durability and comfort.



Image: The Timex Expedition Scout 36 Watch worn on a wrist, demonstrating its size and strap fit.

## OPERATING FEATURES

---

### Indiglo Night-Light

Your Timex Expedition Scout 36 Watch is equipped with the Indiglo night-light feature. To activate the Indiglo backlight, press and hold the crown (in position 1). The entire dial will illuminate for easy reading in low-light conditions.

Your browser does not support the video tag.

Video: A demonstration of the Timex Expedition Scout 36mm Watch, highlighting its features including the Indiglo backlight.

### Water Resistance

This watch is water resistant to 50 meters (165 feet). This rating means the watch is suitable for short periods of recreational swimming. It is not recommended for diving or snorkeling. Avoid operating the crown while the watch is wet or submerged to prevent water intrusion.

## MAINTENANCE

---

## Battery Replacement

The watch uses one Lithium Metal battery (CR2016), which is included. The estimated battery life is up to 10 years. When the battery needs replacement, it is recommended to have it replaced by a qualified watch technician to ensure the water resistance seal is maintained.

## Cleaning

To clean your watch, wipe the case with a soft, damp cloth. The nylon strap can be gently hand-washed with mild soap and water, then air-dried. Avoid using harsh chemicals or abrasive materials, as these can damage the watch's finish or strap.

## Strap Care

Regularly inspect the nylon strap for any signs of wear or damage. While durable, prolonged exposure to direct sunlight or harsh chemicals can affect its integrity. Replacement straps are available from authorized Timex retailers.

## TROUBLESHOOTING

- **Watch Not Running:** Ensure the crown is fully pushed into position 1. If the watch still does not run, the battery may need replacement.
- **Indiglo Not Working:** Check if the crown is fully depressed when attempting to activate Indiglo. If it still doesn't work, the battery might be low or require replacement.
- **Date Not Changing:** Verify that the time is set correctly for AM/PM. The date typically changes around midnight. If the date is stuck, try manually advancing it using the crown in position 1.5.
- **Loud Ticking Sound:** Some Timex watches, including this model, may produce an audible ticking sound. This is a characteristic of the movement and is generally not an indication of a defect.

## SPECIFICATIONS







Feature	Detail
Model Number	TW4B13800
Case Material	Brass
Case Diameter	36mm
Strap Material	Fabric (Nylon)
Strap Width	18mm
Water Resistance	50m (165 ft)
Dial Features	Cream dial, full Arabic numerals, 12/24-hour markings, date window at 3 o'clock
Backlight	Indiglo light-up watch dial
Battery Type	1 Lithium Metal battery (CR2016)
Product Dimensions	5 x 5 x 0.7 inches; 1.6 ounces

## WARRANTY AND SUPPORT

For detailed warranty information and customer support, please refer to the official Timex website or contact Timex customer service directly. Keep your proof of purchase for warranty claims. Timex provides support for product inquiries, service, and parts.

You can visit the official Timex store for more information: [Timex Store on Amazon](#).

## Related Documents - TW4B13800

	<p><a href="#">Timex W-209 Watch User Manual: Features, Operation, and Warranty</a></p> <p>Comprehensive guide to operating your Timex W-209 watch, covering time setting, chronograph, timer, alarms, occasions, INDIGLO night-light, water resistance, battery, and international warranty information.</p>
	<p><a href="#">Timex Watch User Manual: Features, Operation, and Care</a></p> <p>Comprehensive user manual for Timex watches, detailing features like analog and digital time, multiple time zones, alarms, chronographs, timers, water resistance, and bracelet adjustment.</p>
	<p><a href="#">Timex Combo Watch User Manual and Guide</a></p> <p>Comprehensive user manual and guide for the Timex Combo Watch, covering features, basic operation, time setting, stopwatch, alarm, INDIGLO night-light, water and shock resistance, battery replacement, and international warranty.</p>
	<p><a href="#">Timex Expedition Digital Watch User Manual</a></p> <p>Comprehensive user manual for the Timex Expedition Digital watch, covering functions, basic operations, time and date settings, alarm, timer, chronograph, INDIGLO night-light, water resistance, and battery information.</p>
	<p><a href="#">Timex Expedition World Time Digital Watch User Manual</a></p> <p>Comprehensive user guide for the Timex Expedition World Time Digital watch, covering time setting, world time functionality, chronograph, countdown timer, alarms, INDIGLO night-light, water resistance, and battery care.</p>
	<p><a href="#">Timex Ironman 10/30/50 Lap/Transit Watch User Manual and Guide</a></p> <p>Comprehensive user manual and guide for the Timex Ironman 10, 30, and 50 Lap/Transit digital sports watch, covering basic operation, chronograph, timer, alarm, INDIGLO night-light, water resistance, battery, and warranty information.</p>

