

Keter Comfy Deck Box Grey

Keter Comfy Deck Box User Manual

Model: Comfy Deck Box Grey

Brand: Keter

INTRODUCTION

Thank you for choosing the Keter Comfy Deck Box. This versatile outdoor storage solution is designed to provide both practical storage and additional seating for your patio or garden. Constructed from durable, weather-resistant polypropylene resin, it offers a maintenance-free way to keep your outdoor items dry and secure.

PRODUCT FEATURES

- **Durable Construction:** Made from weather-resistant polypropylene resin that will not warp, dent, rust, or peel.
- **All-Weather Protection:** Waterproof and UV protected to keep stored items dry and safe from the elements.
- **Dual Functionality:** Serves as both a spacious storage box and a sturdy bench with a weight capacity of 485 pounds.
- **Aesthetic Design:** Features a natural wood grain texture in Grey, complementing various outdoor decors.
- **Easy Mobility:** Equipped with rollers on one side for convenient repositioning.
- **Security:** Includes a latch for adding a padlock (padlock not included) to secure your belongings.
- **Low Maintenance:** Requires only occasional wiping down for cleaning.

SETUP AND ASSEMBLY

The Keter Comfy Deck Box is designed for quick and easy assembly, requiring no additional tools. Follow the instructions provided in the packaging for a seamless setup. Ensure all panels snap securely into place

for optimal stability and weather resistance.



Figure 1: Assembled Keter Comfy Deck Box in a closed position.

OPERATING INSTRUCTIONS

Opening and Closing the Lid

To open the deck box, lift the lid using the integrated handle. The lid is designed to open smoothly, providing full access to the storage compartment. To close, gently lower the lid until it rests securely on the box. Ensure the lid is fully closed to maintain waterproof protection for your stored items.



Figure 2: The deck box with its lid open, revealing the spacious interior for storage.

Using as a Bench

The sturdy design of the Keter Comfy Deck Box allows it to be used as a comfortable bench. The lid is reinforced to support up to 485 pounds. Ensure the lid is fully closed and securely latched before using it as a seating surface.



Figure 3: The deck box serving as a functional outdoor bench.

Moving the Deck Box

For easy relocation, the deck box is equipped with rollers on one end. To move, slightly tilt the box and roll it to your desired location. This feature simplifies repositioning without requiring heavy lifting.



Figure 4: Detail of the rollers at the base for easy movement.

Securing Your Belongings

A built-in latch allows for the addition of a standard padlock (not included) to enhance the security of your stored items. Simply align the padlock through the designated hole on the lid and the box body.

MAINTENANCE

The Keter Comfy Deck Box is designed to be maintenance-free. To keep it looking its best, simply wipe it down occasionally with a damp cloth and mild soap. Avoid using abrasive cleaners or harsh chemicals, as these may damage the resin material. Ensure the box is dry before closing the lid for extended periods, especially after heavy rain or cleaning.

TROUBLESHOOTING

Lid Not Closing Properly

- Check for any obstructions inside the box that might be preventing the lid from closing fully.
- Ensure the box is placed on a level surface. Uneven ground can cause slight warping, affecting lid alignment.
- Verify that all assembly points are securely snapped together.

Water Inside the Box

- Confirm the lid is fully and securely closed.
- Inspect the seams and joints for any signs of damage or improper assembly.
- Ensure the box is not positioned in an area where water can pool around its base or flow directly into it from above (e.g., under a leaky gutter).

If you encounter issues not listed here, please refer to the contact information in the Support section.

SPECIFICATIONS







Attribute	Detail
Brand	Keter
Model Name	Comfy Deck Box Grey
Color	Grey
Material	Polypropylene Resin
Product Dimensions (L x W x H)	46 in. L x 17.6 in. W x 22.5 in. H
Storage Capacity	71 Gallons (270 Liters)
Bench Weight Capacity	485 pounds
Water Resistance Level	Waterproof
Assembly Required	Yes, no tools required
Item Weight	9.06 pounds
UPC	731161049637

WARRANTY AND SUPPORT

For information regarding warranty coverage, product support, or to purchase replacement parts, please visit the official Keter website or contact Keter customer service directly. Keep your purchase receipt as proof of purchase for any warranty claims.

Keter Official Website: www.keter.com

Related Documents - Comfy Deck Box Grey

	<p>Keter 511L / 135 US GAL Outdoor Storage Box Assembly and Care Guide</p> <p>Comprehensive assembly instructions, features, and care guide for the Keter 511L (135 US GAL) outdoor storage box. Learn how to assemble, use, and maintain your durable Keter storage solution.</p>
	<p>Keter 570L / 150 US GAL Outdoor Storage Box Assembly Instructions</p> <p>Step-by-step assembly guide for the Keter 570L / 150 US GAL outdoor storage box. This manual provides detailed instructions, parts list, and safety information for building your durable, weather-resistant storage solution.</p>
	<p>Keter 150 US GAL 570L Outdoor Storage Box - Assembly and User Manual</p> <p>Comprehensive assembly instructions and user guide for the Keter 150 US GAL 570L outdoor storage box. Learn how to build, care for, and maintain your durable Keter storage solution.</p>
	<p>Keter Kentwood 92 US Gal 350L User Manual</p> <p>User manual for the Keter Kentwood 92 US Gallon (350L) deck box, providing assembly instructions, safety precautions, and warranty information.</p>
	<p>Keter Denali 200 US Gal (757L) Deck Box Assembly Instructions</p> <p>Comprehensive assembly instructions and safety guidelines for the Keter Denali 200 US Gallon (757L) outdoor deck box. Learn how to build your durable, all-weather storage solution with detailed steps and part identification.</p>
	<p>Keter 870L / 230 US GAL Storage Box Assembly Instructions</p> <p>Step-by-step assembly instructions for the Keter 870L / 230 US GAL storage box, including parts list and warranty information.</p>

