

AIRTHEREAL MA5000

AIRTHEREAL MA5000 Commercial Ozone Generator User Manual

HIGH CAPACITY OZONE MACHINE ODOR REMOVAL - HOME AIR IONIZER O3 DEODORIZER

1. Introduction

The AIRTHEREAL MA5000 Commercial Ozone Generator is a powerful and efficient device designed to eliminate stubborn odors from various environments. Utilizing ozone (O3) technology, it effectively neutralizes smells caused by smoke, pets, cooking, and general mustiness, leaving spaces fresh and clean. This manual provides essential information for safe and effective operation, maintenance, and troubleshooting of your ozone generator.



Figure 1: Front view of the AIRTHEREAL MA5000 Ozone Generator.

2. Safety Information

WARNING: USE IN UNOCCUPIED SPACE ONLY.

- All ozone generators should only be used in unoccupied spaces.
- Do not let people or pets enter the area until 30 minutes after ozone generation ends.
- Ensure adequate ventilation after use.
- This model is for USA 110V only.
- Not available for sale in California; EPA Est. No.: 94720-CHN-1.

3. Product Features

- **Ozone Output:** An output of 5,000 mg/h can deodorize your space from odors, smoke, and volatile organic compounds (VOCs).
- **Versatile Use:** Ozone generators can be used to deodorize homes, offices, and schools. Especially helpful at removing odors in places like cars, kitchens, basements, and pet or smoking areas.
- **Effective Odor Elimination:** Ozone is a very powerful deodorizing agent which removes leftover odors from smoke, cooking, pets, and general "musty" smells.

- **Easy to Use:** The timer knob can be set up to 120 minutes or you can use the "HOLD" setting to produce ozone continuously.
- **Durable Construction:** Built with a sturdy metal casing for longevity.
- **Portable Design:** Features a convenient carry handle for easy transport.



Figure 2: The compact and portable design of the MA5000.

4. Setup

1. **Unpack the Unit:** Carefully remove the ozone generator and all accessories from the packaging.
2. **Place the Unit:** Position the unit in the center of the area to be treated, ensuring it is on a stable, flat surface.
3. **Connect Power:** Plug the power cord into the unit's input port and then into a standard 110V electrical outlet.



Figure 3: Unboxing the MA5000, showing the unit, manual, and power cord.

5. Operating Instructions

1. **Set the Timer:** Rotate the timer knob clockwise to select the desired operating time (up to 120 minutes). For continuous operation, turn the knob counter-clockwise to the "HOLD" setting.
2. **Activate:** The red indicator light will illuminate when the unit is operating.
3. **Vacate the Area:** Immediately leave the room or vehicle once the unit begins operation. Ensure no people or pets remain in the treated space.
4. **Post-Treatment Ventilation:** After the ozone generation cycle ends (or you turn it off from "HOLD"), wait at least 30 minutes before re-entering the area. Open windows and doors to allow for thorough ventilation.

Recommended Operating Times:

Area (sq.ft.)	Time (minutes)
100	7
200	15
300	30
400	45
500	60

Area (sq.ft.)	Time (minutes)
1000+	HOLD

Table 1: Recommended operating times based on area size.

6. Maintenance

Regular maintenance ensures optimal performance and longevity of your ozone generator.

- **Ozone Plate Cleaning:** The ozone plate may accumulate dust and debris over time, reducing efficiency. Refer to the official user manual PDF for detailed instructions on how to safely remove and clean the ozone plate. Ensure the plate is completely dry before re-inserting.
- **Exterior Cleaning:** Wipe the exterior of the unit with a soft, dry cloth to remove dust. Do not use liquid cleaners directly on the unit.



Figure 4: Removable filter for easy cleaning.

7. Troubleshooting

If your AIRTHEREAL MA5000 is not functioning as expected, consider the following:

- **No Power:** Ensure the unit is securely plugged into a working electrical outlet. Check if the power cord is fully inserted into the unit.
- **Unit Not Generating Ozone:** Verify that the timer knob is set to a duration or the "HOLD" position and not in the "OFF" position. Check if the indicator light is on.
- **Reduced Effectiveness:** The ozone plate may need cleaning. Refer to the Maintenance section for instructions.

8. Specifications

Specification	Value
Model Number	MA5000
Ozone Production	5000mg/h
Color	Blue
Timer	120 minutes max / HOLD
Power Consumption	110V 60HZ 50W
Unit Dimensions	6.8"D x 7.4"W x 6.8"H
Unit Weight	3.5 Pounds
Floor Area Coverage	Up to 2000 Square Feet
Noise Level	40 dB



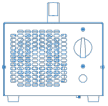

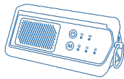
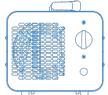


Figure 5: Dimensions of the MA5000 Ozone Generator.

9. Warranty and Support

The AIRTHEREAL MA5000 Commercial Ozone Generator comes with a 3-Year Protection Plan. For any concerns or problems with the unit, please refer to the user manual or contact customer support.

User Manual (PDF): [Download Here](#)

Note: No official seller videos were available for embedding.

<div>USER MANUAL</div> <div><p>AIRTHEREAL Commercial Ozone Generator MA5000</p></div>	<p>Airthereal MA5000 Commercial Ozone Generator User Manual</p> <p>User manual for the Airthereal MA5000 Commercial Ozone Generator, covering setup, operation, specifications, safety precautions, troubleshooting, and warranty information.</p>
<div><p>AIRTHEREAL Ozone Generator User Manual</p></div>	<p>Airthereal MA10K-PRO Ozone Generator User Manual Air Purification Guide</p> <p>Comprehensive user manual for the Airthereal MA10K-PRO ozone generator. Learn about setup, operation, safety precautions, troubleshooting, and effective use for odor removal, mold, and bacteria.</p>
<div>USER MANUAL</div> <div><p>AIRTHEREAL PORTABLE OZONE GENERATOR PA1K-GO</p></div>	<p>Airthereal PA1K-GO Portable Ozone Generator User Manual</p> <p>User manual for the Airthereal PA1K-GO Portable Ozone Generator, providing detailed instructions on its operation, specifications, battery charging, and warranty information.</p>
<div>USER MANUAL</div> <div><p>AIRTHEREAL OZONE GENERATOR MA10K-PRO</p></div>	<p>Airthereal MA10K-PRO Ozone Generator User Manual</p> <p>User manual for the Airthereal MA10K-PRO Ozone Generator, covering components, specifications, setup, operation, warranty, and troubleshooting.</p>
<div>USER MANUAL</div> <div><p>AIRTHEREAL OZONE GENERATOR MA25L</p></div>	<p>Airthereal MA25L Ozone Generator User Manual</p> <p>User manual for the Airthereal MA25L Ozone Generator, covering safety instructions, parts, operation, specifications, warranty, FAQs, and troubleshooting.</p>
<div>USER MANUAL</div> <div><p>AIRTHEREAL OZONE WATER AND AIR PURIFIER AH1000</p></div>	<p>Airthereal AH1000 Ozone Water and Air Purifier User Manual</p> <p>User manual for the Airthereal AH1000 Ozone Water and Air Purifier, covering specifications, mechanism, operation, treatment reference, and limited warranty.</p>

