



Manuals.plus /

› Dodge Ram /

› 2017 Dodge Ram 1500/2500/3500 Trucks Owner's Manual

Dodge Ram 1500/2500/3500

2017 Dodge Ram 1500/2500/3500 Trucks Owner's Manual

Comprehensive Guide for Vehicle Operation and Maintenance

[Introduction](#)

[Getting Started](#)

[Operation](#)

[Maintenance
Support](#)

[Troubleshooting](#)

[Specifications](#)

[Warranty &](#)

1. INTRODUCTION

This owner's manual is designed to provide comprehensive information regarding the safe operation, proper maintenance, and general features of your 2017 Dodge Ram 1500, 2500, or 3500 truck. It is essential to read this manual thoroughly to understand your vehicle's capabilities and ensure its longevity and your safety. Keep this manual in your vehicle for quick reference.

The information contained herein applies to all specified models, with variations noted where applicable.

Familiarizing yourself with the contents will enhance your driving experience and assist in maintaining your vehicle's optimal performance.

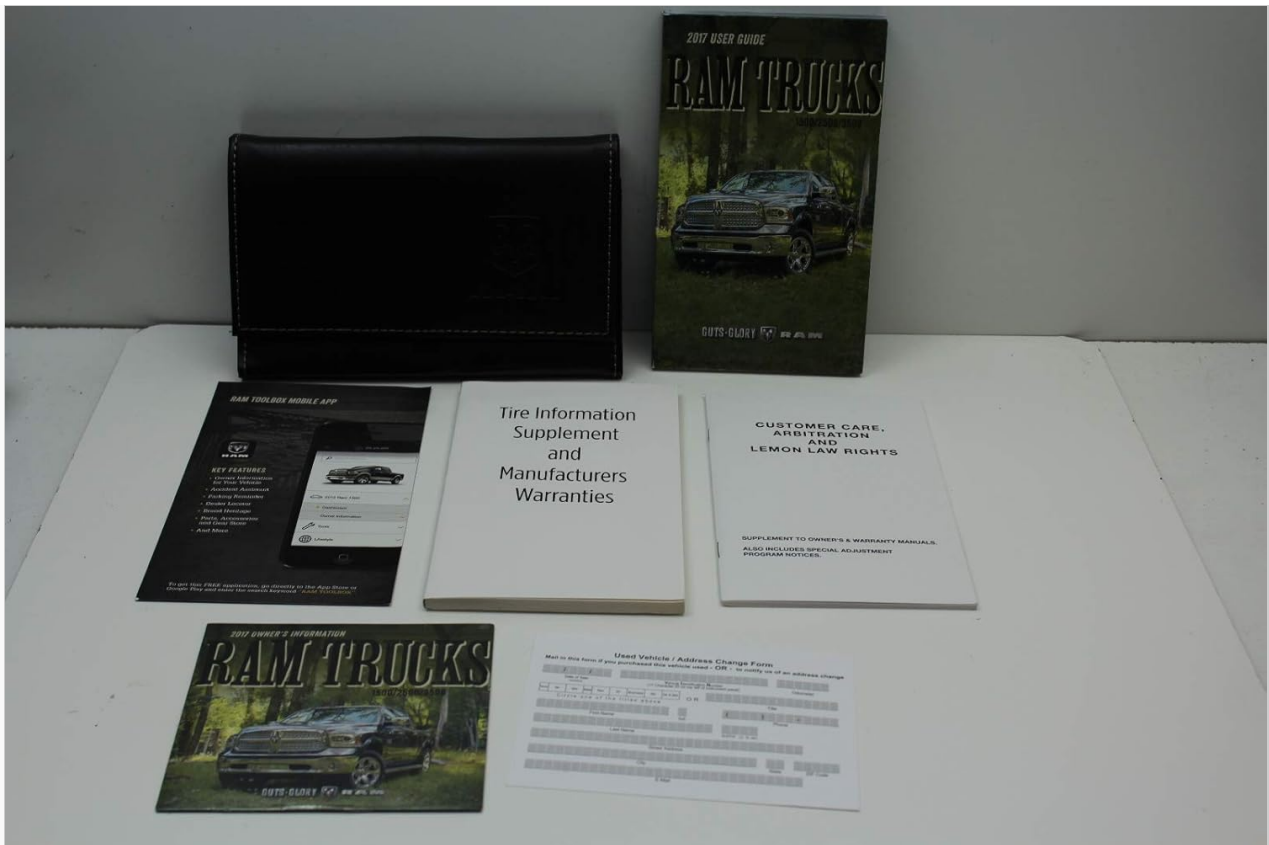


Figure 1: Overview of the 2017 Dodge Ram Owner's Manual and accompanying documents, including the main user guide, a leather-bound case, a mobile app brochure, a tire information supplement, and a customer care document.

2. GETTING STARTED

Upon acquiring your 2017 Dodge Ram truck, it is recommended to perform an initial review of the provided documentation and familiarize yourself with the vehicle's basic controls and features. This section outlines key initial steps.

2.1 Document Review

Your owner's manual package includes several important documents:

- **Main Owner's Manual:** This comprehensive guide covers all aspects of your vehicle.
- **Tire Information Supplement and Manufacturers Warranties:** Provides crucial details regarding tire care, specifications, and warranty information.
- **Customer Care, Arbitration and Lemon Law Rights:** Outlines your rights and available support channels.
- **Ram Toolbox Mobile App Brochure:** Introduces the mobile application for additional vehicle information and features.
- **Used Vehicle / Address Change Form:** For updating ownership details.




Figure 2: A closer view highlighting the main 2017 Dodge Ram User Guide and the accompanying leather-bound document holder, emphasizing the quality of the manual set.

2.2 Initial Vehicle Familiarization

Before driving, take time to locate and understand the function of essential controls such as:

- Ignition switch or push-button start.
- Headlight and wiper controls.
- Climate control system.
- Infotainment system (if equipped).
- Gear selector.
- Parking brake.

Refer to the Operating section for detailed instructions on these features.

3. OPERATION

This section provides instructions for operating your 2017 Dodge Ram truck, covering starting procedures, driving modes, and the use of various in-cabin features.

3.1 Starting and Driving

To start your vehicle, ensure the transmission is in Park (P) or Neutral (N) and apply the brake pedal. Insert the key and turn to START, or press the START/STOP button. Once the engine is running, select the desired gear.

3.2 Dashboard Indicators and Controls

The instrument cluster displays vital information about your vehicle's status. Familiarize yourself with warning

lights, gauges, and their meanings. Consult the main owner's manual for a complete list of indicators and their corresponding actions.

3.3 Infotainment and Connectivity

Your Dodge Ram may be equipped with an advanced infotainment system. Detailed instructions for its operation, including radio, navigation, and smartphone integration, are provided in the main manual. Additionally, the **Ram Toolbox Mobile App** offers digital access to vehicle information and features.

4. MAINTENANCE

Regular maintenance is crucial for the performance, safety, and longevity of your 2017 Dodge Ram truck. Adhere to the recommended service schedule outlined in your owner's manual.

4.1 Scheduled Maintenance

Refer to the maintenance schedule in your main owner's manual for recommended service intervals, which typically include:

- Oil and filter changes.
- Tire rotations and inspections.
- Brake system checks.
- Fluid level checks (engine oil, coolant, brake fluid, power steering fluid, washer fluid).
- Filter replacements (air filter, cabin air filter).

4.2 Tire Care

Proper tire inflation and regular rotation are vital for safety and tire life. Consult the "Tire Information Supplement and Manufacturers Warranties" document for specific tire pressure recommendations and maintenance guidelines.

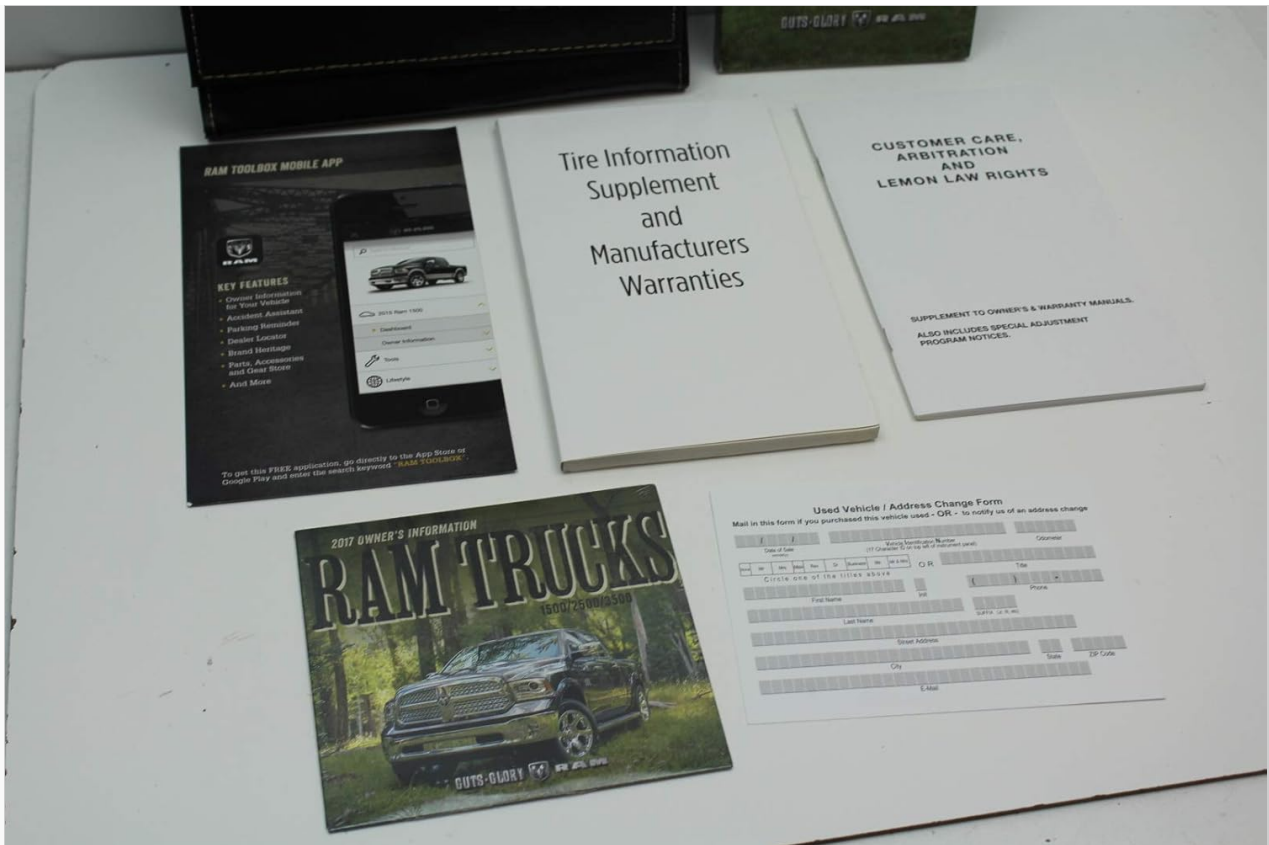


Figure 3: Detailed view of the supplementary documents, including the "Tire Information Supplement and Manufacturers Warranties" and "Customer Care, Arbitration and Lemon Law Rights," which are crucial for vehicle maintenance and owner information.

5. TROUBLESHOOTING

This section addresses common issues you might encounter with your 2017 Dodge Ram truck and provides general guidance for resolution. For complex problems, always consult a certified service technician.

5.1 Warning Lights

If a warning light illuminates on your dashboard, refer to the main owner's manual for its specific meaning and recommended action. Some common warning lights include:

- **Check Engine Light:** Indicates an issue with the engine or emissions system.
- **Oil Pressure Warning:** Suggests low engine oil pressure. Stop the vehicle safely and check oil levels.
- **Battery Charge Warning:** Indicates a problem with the charging system.
- **Brake Warning Light:** May indicate low brake fluid or a brake system malfunction.

5.2 Minor Issues

For issues such as a flat tire, dead battery, or blown fuse, the owner's manual provides step-by-step instructions for temporary solutions or roadside assistance procedures. Always prioritize safety when addressing vehicle issues.

6. SPECIFICATIONS

This section provides key technical specifications for the 2017 Dodge Ram 1500, 2500, and 3500 models. For a complete list of specifications, including engine types, capacities, and dimensions specific to your vehicle's configuration, consult the main owner's manual.

General Manual Specifications

Feature	Detail
Publication Date	January 1, 2017
Language	English
Print Length	360 pages
Item Weight	1.98 pounds
Dimensions	8.3 x 5 x 0.55 inches

Note: Vehicle-specific specifications such as engine displacement, horsepower, torque, fuel tank capacity, and towing capabilities vary by model (1500, 2500, 3500) and trim level. Always refer to your specific vehicle's documentation for precise figures.

7. WARRANTY AND SUPPORT

This section provides information on warranty coverage and how to obtain support for your 2017 Dodge Ram truck.

7.1 Warranty Information

Your vehicle is covered by a manufacturer's warranty. Details regarding the terms, conditions, and duration of your warranty are provided in the "Tire Information Supplement and Manufacturers Warranties" and the "Customer Care, Arbitration and Lemon Law Rights" documents included with your owner's manual package. It is important to review these documents to understand your coverage.

7.2 Customer Support

For assistance with your vehicle, service inquiries, or warranty claims, please contact an authorized Dodge Ram dealership. They are equipped to provide expert service and support. You may also find additional resources and contact information within the "Customer Care, Arbitration and Lemon Law Rights" document. For digital resources, consider utilizing the **Ram Toolbox Mobile App**, which can provide quick access to vehicle information and dealer locators.