

Amazon B078NSDFSB

Amazon Astro Household Robot User Manual

Model: B078NSDFSB

INTRODUCTION TO AMAZON ASTRO

Amazon Astro is a household robot designed for home monitoring and integration with Alexa. It combines advanced navigation technology with intelligent features to help you stay connected to your home from anywhere.

Key features include:

- **Home Monitoring:** Remotely check on rooms, people, or objects. Receive alerts for unrecognized persons or specific sounds.
- **Intelligent Motion:** Astro navigates your home autonomously, moving where needed and returning to a ready state when not in use.
- **Custom Routines:** Set up personalized routines for daily tasks, such as traffic news updates or pet feeding reminders.
- **Privacy Controls:** Easily disable microphones, cameras, and motion with a single button press. Define out-of-bounds zones via the Astro app.
- **Alexa Integration:** Astro can follow you while playing music or video from its high-quality speakers or deliver calls, messages, timers, alarms, and reminders.
- **Accessory Compatibility:** Supports various accessories (sold separately) like a Ziploc container, OMRON blood pressure monitor, and Furbo Dog Camera.



Figure 1: Amazon Astro, the household robot, designed to keep your home closer.

SETUP GUIDE

Before operating your Amazon Astro, ensure all components are present and follow these setup steps.

What's in the Box

- Astro device
- Cargo bin liner
- Cup holder
- Charger and 6ft power cable
- Quick start guide
- Welcome kit



Figure 2: The Amazon Astro device, showcasing its display and main body.

Requirements for Operation

To operate Astro, you will need:

- An active Amazon.com account.
- A compatible mobile device running iOS 13+ or Android 8+.
- The Astro app installed on your mobile device.

Note: Fire OS and Android Tablets are currently not supported.

Initial Setup Steps

1. **Unpack Astro:** Carefully remove Astro and all accessories from the packaging.
2. **Charge Astro:** Connect the charger to Astro and plug it into a power outlet. The device charges in approximately 45 minutes.
3. **Download the Astro App:** On your compatible mobile device, download and install the Amazon Astro app from your device's app store.
4. **Follow In-App Instructions:** Open the Astro app and follow the on-screen prompts to connect Astro to your Wi-Fi network, set up your home map, and configure initial settings.
5. **Define Out-of-Bounds Zones:** Use the Astro app to designate areas where Astro should not go, ensuring privacy

and safety.

OPERATING AMAZON ASTRO

Astro is designed for intuitive operation, allowing you to monitor your home and interact with Alexa features.

Remote Home Monitoring

With the Astro app, you can remotely send Astro to check on specific rooms or areas in your home. You can also receive alerts if Astro detects an unrecognized person or certain sounds when you are away.



Check in on your home
from anywhere

Figure 3: The Astro app interface, enabling remote monitoring and control.

Intelligent Motion and Navigation

Astro utilizes advanced navigation technology to move around your home efficiently. It learns your home layout and can navigate to specific locations as commanded. When not actively in use, Astro will position itself in a convenient location, ready for your next command.

Alexa Integration

Astro brings Alexa's capabilities into motion. It can follow you while playing music or video from its high-quality speakers. You can also use Astro to deliver calls, messages, set timers, alarms, and reminders throughout your home.

Privacy Controls

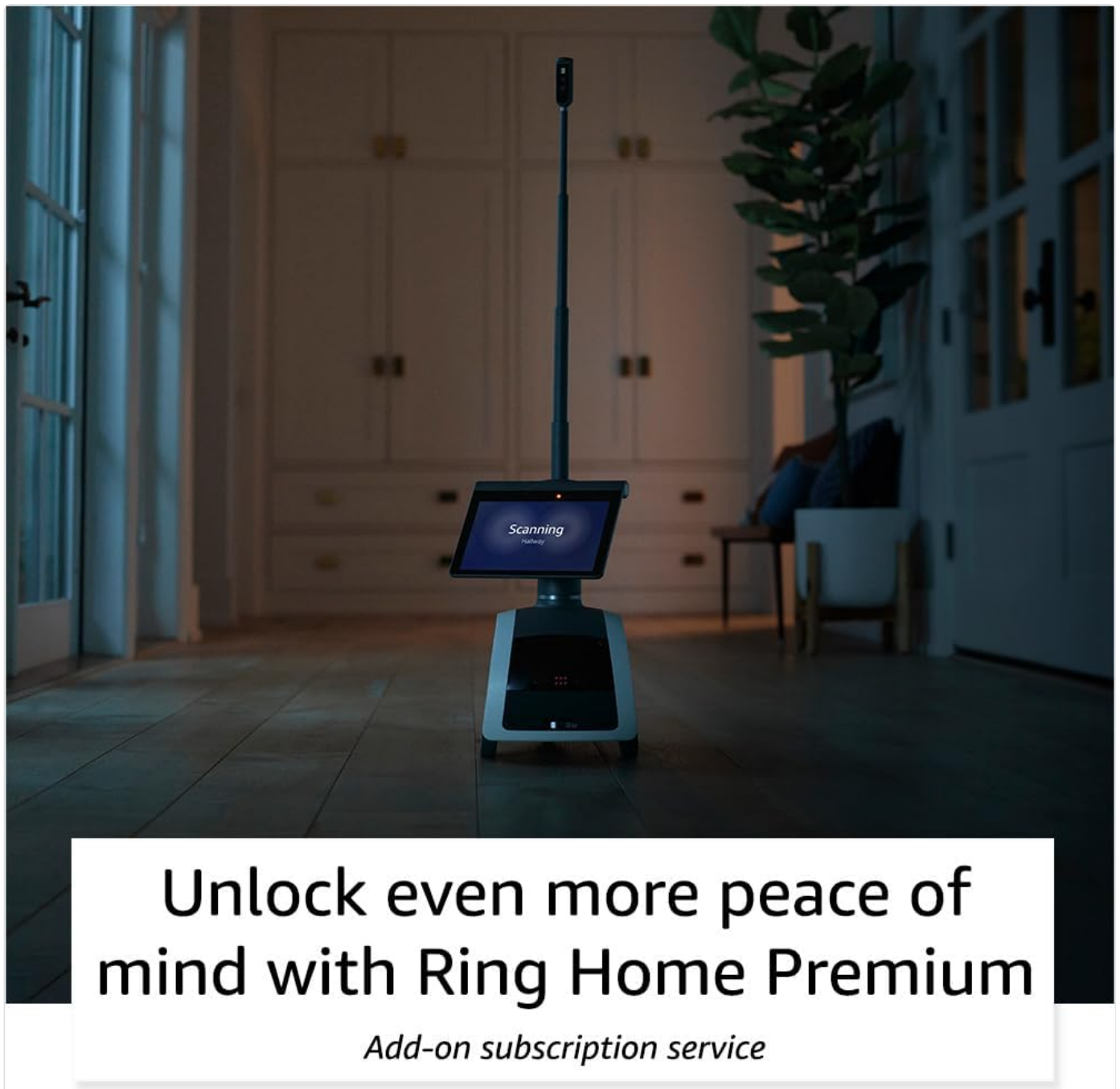
Astro is designed with privacy in mind. You can quickly turn off microphones, cameras, and motion with a single press of a button located on the device. Additionally, the Astro app allows you to set "out of bounds" zones, preventing Astro from entering specific areas of your home.



Figure 4: Privacy controls on Astro, allowing quick disabling of mics, cameras, and motion.

Ring Home Premium Integration

For enhanced home security, Astro can integrate with Ring Home Premium (subscription required or trial activation). This allows Astro to proactively patrol, investigate activity, and save videos in Ring's cloud storage for up to 180 days.



Unlock even more peace of mind with Ring Home Premium

Add-on subscription service

Figure 5: Astro with its periscope extended, performing home monitoring tasks, enhanced by Ring Home Premium.

MAINTENANCE

Regular maintenance ensures the optimal performance and longevity of your Amazon Astro.

Charging

Astro uses a Lithium-Ion rechargeable battery. Ensure Astro is regularly charged using the included charger. A full charge takes approximately 45 minutes.

Cleaning

- **Exterior:** Wipe the exterior surfaces of Astro with a soft, dry, lint-free cloth. Avoid abrasive cleaners or solvents.
- **Sensors and Cameras:** Gently clean any visible sensors or camera lenses with a microfiber cloth to ensure clear vision and navigation.
- **Wheels:** Periodically check the wheels for any accumulated debris (hair, dust, etc.) and carefully remove it to

prevent obstruction.

Software Updates

Astro will automatically receive software updates over Wi-Fi. Ensure Astro is connected to the internet to receive the latest features and security enhancements.

TROUBLESHOOTING

If you encounter issues with your Amazon Astro, refer to the following common troubleshooting steps.

- **Astro is unresponsive:**
 - Ensure Astro is charged. Connect it to the charger and wait for the charging indicator.
 - Restart Astro by holding down the power button (if available) or by disconnecting and reconnecting the charger.
- **Navigation issues:**
 - Check for obstructions in Astro's path.
 - Ensure Astro's sensors and cameras are clean and free of dust or smudges.
 - Verify that your home map in the Astro app is accurate and up-to-date.
- **Connectivity problems (Wi-Fi/App):**
 - Ensure your Wi-Fi network is active and Astro is within range.
 - Restart your Wi-Fi router.
 - Check if the Astro app on your mobile device is updated to the latest version.
 - Try restarting your mobile device.
- **Alexa not responding:**
 - Ensure Astro's microphones are not muted (check the privacy button on top of Astro).
 - Verify Astro has an active internet connection.
 - Speak clearly and at a normal volume.

For persistent issues, consult the Amazon Astro app for further diagnostic tools or visit the Amazon support website.

SPECIFICATIONS

Feature	Detail
Dimensions (Device)	16.7" L x 9.8" W x 17.3" H (424mm x 250mm x 440mm)
Dimensions (Charger)	11.0" L x 10.4" W x 5.0" H (280mm x 264mm x 127mm)
Weight (Device)	20.6 lbs (9.35 kg)
Weight (Charger)	3.9 lbs (1.75 kg)
Battery Type	Lithium-Ion rechargeable battery

Battery Charge Time	Approximately 45 minutes
Periscope Height	Extends from just above the display up to 42" from the floor
Display	10.1" HD touchscreen display, 1280x800 resolution
Cameras	5MP bezel camera, 1080p Periscope camera with 157.8° diagonal field of view
WiFi Connectivity	Dual band 802.11a/b/g/n/ac
Bluetooth Connectivity	A2DP for audio streaming, AVRCP for voice control of mobile devices
Ports	USB-C
Audio	2.1 System: 2 x 55mm full range front-firing speakers and a passive bass radiator
Processor	2x Qualcomm QCS605, 1x Qualcomm SDA660, 1x processor with Amazon AZ1 Neural Edge
Accessibility	Alexa captioning, closed captioning, screen magnification, color inversion, color correction, VoiceView screen reader
Use Environment	Indoor use only. Not suitable for children under 3 years or small pets.

WARRANTY AND SUPPORT


Warranty Information






Amazon Astro comes with a **1-year limited warranty**. For detailed terms and conditions, please refer to Amazon's Conditions of Use, which can be found [here](#).
Optional extended warranty from SquareTrade is available for US customers and sold separately.

Customer Support

For further assistance, technical support, or warranty claims, please visit the Amazon support website or contact Amazon customer service through the Astro app.

Related Documents - B078NSDFS

	Amazon Astro for Business Welcome Guide: Setup, Features, and Safety Comprehensive guide to setting up and using Amazon Astro for Business, covering features like business monitoring, virtual security guard, mapping, privacy tips, and safety information.
---	---

	<p>Amazon Astro Quick Start Guide: Setup and Getting Started</p> <p>A concise guide to setting up your Amazon Astro robotic assistant, including charger placement and initial device configuration. Learn how to connect to Wi-Fi and personalize Astro for your home.</p>
	<p>Alexa for Hospitality: Frequently Asked Questions</p> <p>Answers common questions about using Amazon Alexa in hotels, vacation rentals, and senior living facilities, covering features, privacy, and personalization.</p>
	<p>Amazon Echo & Alexa Brand Usage Guidelines for External Partners</p> <p>Official guidelines for external partners on the proper usage of Amazon Echo and Alexa brand assets, including logos, typography, colors, and representation in marketing materials. Ensure brand consistency and integrity.</p>
	<p>Fulfilment by Amazon (FBA) Fee Schedule for Europe</p> <p>Detailed fee schedule for Fulfilment by Amazon (FBA) services in Europe, covering shipping fees, storage fees, optional services, and referral fees. Includes rates valid from October 15, 2025.</p>
	<p>Amazon Fire TV Alexa Voice Remote Technical Details and Setup Guide</p> <p>Comprehensive guide to the Amazon Fire TV Alexa Voice Remote, covering setup, features, safety information, FCC compliance, and product specifications.</p>