Manuals+
Q & A | Deep Search | Upload

Mapei Ultracolor Plus FA

Mapei Ultracolor Plus FA Grout Instruction Manual

1. Product Overview

Mapei Ultracolor Plus FA with DropEffect technology is an ultra-premium, fine aggregate, fast-setting, polymer-modified, color-consistent, non-shrinking, efflorescence-free grout. It is designed for joint widths from 1/16" to 3/4" (1.5 to 19 mm).

The innovative DropEffect technology reduces surface absorption, helping to repel water, dirt, and grime from penetrating grout joints. Ultracolor Plus FA is formulated with Mapei's High-Hydrated Cement Technology (HCT) to address common issues associated with Portland-cement grout, such as color inconsistency and efflorescence. HCT also contributes to higher polymer content, reduced absorption, and increased stain resistance compared to standard cement grouts.

This product contains 10% recycled content and meets the ANSI A138.1 specification for GreenSquared certification.

Image 1.1: Front view of a 25 lbs bag of Mapei Ultracolor Plus FA Grout, highlighting key features and certifications.

2. Safety Information

Always read and follow all safety instructions and warnings provided on the product packaging before use. This product contains cement and may cause irritation to eyes and skin. Inhalation of dust may be harmful.

- Wear appropriate personal protective equipment (PPE), including safety glasses, gloves, and a dust mask, during mixing and application.
- Avoid contact with eyes and skin. In case of contact, rinse immediately with plenty of water and seek medical advice.

- Ensure adequate ventilation when working in enclosed spaces.
- Keep out of reach of children and pets.
- Do not ingest. If swallowed, seek immediate medical attention.

For detailed safety data sheets (SDS), please refer to the Mapei website or contact Mapei technical support.

3. Preparation

3.1 Surface and Joint Preparation

- Ensure all tile adhesive has cured completely according to the manufacturer's instructions before grouting.
- Grout joints must be clean, dry, and free from any loose debris, dust, or contaminants.
- Remove any spacers or shims from the tile joints.
- The depth of the grout joint should be consistent and at least 2/3 the thickness of the tile.

3.2 Environmental Conditions

- Maintain ambient and substrate temperatures between 50°F and 90°F (10°C and 32°C) during application and for at least 72 hours thereafter.
- Avoid direct sunlight or strong drafts during application, as this can lead to rapid drying and potential issues.

4. Mixing Instructions (Setup)

Accurate mixing is crucial for achieving optimal performance and color consistency.

1. **Water Measurement:** Refer to the product packaging for the precise water-to-grout ratio. Typically, for a 25 lbs (11.3 kg) bag, you will need approximately 4.5 to 5.5 quarts (4.3 to 5.2 L) of clean, cool water. Always measure water accurately.
2. **Initial Mixing:** Pour the measured water into a clean mixing bucket. Gradually add the Ultracolor Plus FA grout powder while mixing with a low-speed drill (300 rpm or less) and a paddle mixer.
3. **Achieve Consistency:** Mix until a smooth, lump-free, and creamy consistency is achieved. Avoid over-mixing, which can entrain air and affect performance.
4. **Slake Time:** Allow the mixture to stand (slake) for 5 to 10 minutes. This allows the polymers to fully hydrate.
5. **Final Remix:** Remix the grout for 1 to 2 minutes without adding more water. The grout is now ready for application.

Note: Do not add any admixtures or Portland cement to Ultracolor Plus FA, as this will alter its properties and void the warranty.

5. Application (Operating)

Apply the grout using a rubber-faced grout float.

1. **Spread Grout:** Hold the grout float at a 45-degree angle and spread the grout diagonally across the tile surface, ensuring that the joints are completely filled.
2. **Work in Sections:** Work in manageable sections (e.g., 10 sq. ft. or 1 sq. meter) to prevent the grout from drying too quickly.

3. **Remove Excess:** After filling the joints, hold the float at a 90-degree angle and scrape off excess grout from the tile surface, moving diagonally to avoid pulling grout out of the joints.

6. Curing and Cleaning (Maintenance)

Proper curing and cleaning are essential for the longevity and appearance of the grouted surface.

6.1 Initial Cleaning

- Wait approximately 15 to 30 minutes after application, or until the grout has firmed up slightly.
- Using a damp (not wet) sponge, gently wipe the tile surface in a circular motion to remove grout haze. Rinse the sponge frequently in clean water.
- Avoid using excessive water, as this can lead to color variation or efflorescence.

6.2 Final Cleaning and Curing

- After 24 hours, a slight haze may remain. This can be removed with a clean, dry cloth or a specialized grout haze remover if necessary. Always test haze removers in an inconspicuous area first.
- Protect the grouted area from heavy traffic and moisture for at least 72 hours.
- Full cure and maximum stain resistance are typically achieved in 21 to 28 days.

7. Troubleshooting

Addressing common issues during and after grouting.

- **Inconsistent Color:** Often caused by inconsistent water ratios during mixing, over-watering during cleaning, or uneven drying conditions. Ensure precise water measurement and consistent cleaning techniques.
- **Efflorescence:** White powdery residue on the grout surface. While Ultracolor Plus FA is designed to be efflorescence-free, excessive water during mixing or cleaning, or moisture from the substrate, can contribute to it. Ensure proper mixing and cleaning, and address any substrate moisture issues.
- **Cracking:** Can result from insufficient joint depth, movement in the substrate, or improper mixing (too dry). Ensure joints are adequately deep and the substrate is stable.
- **Grout Haze:** A film left on the tile surface after cleaning. Typically removed with a second cleaning pass using a clean, damp sponge or a specialized haze remover.

If problems persist, consult Mapei technical support or a qualified professional.

8. Specifications

Key technical specifications for Mapei Ultracolor Plus FA Grout.

Specification	Detail
Brand	Mapei
Model	Ultracolor Plus FA
Material	Polymer-Modified Cement
Item Weight	25 Pounds (11.3 kg)

Specification	Detail
Joint Width	1/16" to 3/4" (1.5 to 19 mm)
Water Resistance Level	Water Resistant
First Available	December 27, 2017

Mapei	WHITE	Mapei	**TERRA COTTA
Mapei	ALABASTER	Mapei	AVALANCHE
Mapei	PEWTER	Mapei	IVORY
Mapei	BAHAMA BEIGE	Mapei	**IRISH CREAM
Mapei	CHAMOIS	Mapei	MOCHA
Mapei	HARVEST	Mapei	PALE UMBER
Mapei	CHOCOLATE	Mapei	**SLATE
Mapei	GRAY	Mapei	CHARCOAL
Mapei	BLACK	Mapei	LIGHT ALMOND
Mapei	SAHARA BEIGE	Mapei	**MAGNOLIA
Mapei	BISCUIT	Mapei	**CAMEL
Mapei	**MALT	Mapei	FROST
Mapei	PEARL GRAY	Mapei	COCOA
Mapei	**SUMMER TAN	Mapei	WARM GRAY
Mapei	SILVER	Mapei	STRAW
Mapei	**GREEN TEA	Mapei	**SAND
Mapei	NAVAJO BROWN	Mapei	**WATERFALL

Image 8.1: Mapei Ultracolor Plus FA Grout color chart, displaying various available colors including Harvest.

9. Warranty and Support

Specific warranty details for Mapei Ultracolor Plus FA Grout are not provided within this manual. For comprehensive warranty information, please refer to the official Mapei website or the product packaging.

For technical assistance, product inquiries, or support, please contact Mapei customer service directly through their official channels. Always provide the product name and batch number when seeking support.

Related Documents - Ultracolor Plus FA

	[MAPEI ANSI A118.15 Tile and Stone Mortars: High-Performance Solutions] Comprehensive guide to MAPEI's ANSI A118.15 compliant tile and stone mortars. Details product features, benefits, industry standards (ISO 13007, ANSI), and technical requirements for high-performance installations in challenging environments. Includes Granirapid, Ultraflex, and Ultralite product lines.
	[MAPEI Flexcolor 4 LVT: Ready-to-Use Grout for Luxury Vinyl Tile] Technical data sheet for MAPEI Flexcolor 4 LVT, a ready-to-use grout formulated with fine aggregate for luxury vinyl tile (LVT) and luxury vinyl plank (LVP) installations. Details features, benefits, application, limitations, and technical specifications.
	[MAPEI Uncoupling Membrane Mortar: Premium Tile and Thin-Set Mortar for Large and Heavy Tiles] Technical data sheet for MAPEI Uncoupling Membrane Mortar, a premium dry-set mortar for large-and-heavy-tile and thin-set applications on floors and walls. Includes features, specifications, application instructions, and industry approvals.
	[Mapei Mapelastic AquaDefense Zero: Flexible Waterproofing Membrane for Interior & Exterior Surfaces] Discover Mapei Mapelastic AquaDefense Zero, a ready-to-use, quick-drying, flexible liquid membrane for waterproofing bathrooms, balconies, and more. Learn about its features, application, and technical specifications.
	[Декларация за характеристиките на строителен продукт MAPEI Ultracolor Plus № 0015-BG] Официална декларация за характеристиките на строителния продукт MAPEI Ultracolor Plus (код на продукта 0015-BG), описваща показателите за ефективност и съответствието с EN 13888 и българските нормативни уредби.
	[MAPEI Ultrabond Eco VS60: Multifunktioneller Dispersionsklebstoff für Boden- und Wandbeläge] Technisches Datenblatt für MAPEI Ultrabond Eco VS60, ein Dispersionsklebstoff mit hoher Anfangshaftung für PVC-, Textil-, Linoleum- und Designbeläge an Böden und Wänden. Enthält Anwendungs-, technische und Sicherheitshinweise.

Documents - Mapei – Ultracolor Plus FA

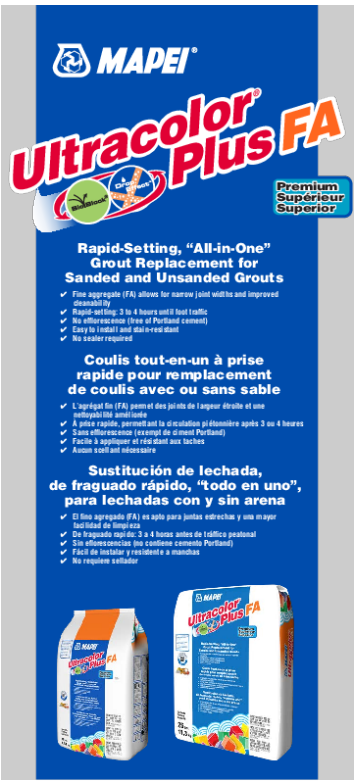

[pdf] Installation Guide Instructions Tech Sheet

21 2924 Ultracolor Plus FA Mobile Friendly English USA technical sheet Mapei 17 3000144 ultracolor plus fa instructions ac6ddd05386e4b808d18fe7dfddc64ed cdnmedia mapei docs librariesprovider10 products documents sfvrsn ccd7cd31 0 |||

UltracoPlolurs FA Premium Suprieur Superior Rapid-Setting, All-in-One Grout Replacement for Sa ... most current product data and BEST-BACKEDSM warranty information, visit www.mapei.com. DESCRIPTION Ultracolor Plus FA with DropEffectTM technology is an ultra premium, fine-aggregate, fast-setting, p... lang:es score:52 filesize: 209.11 K page_count: 4 document date: 2021-11-19

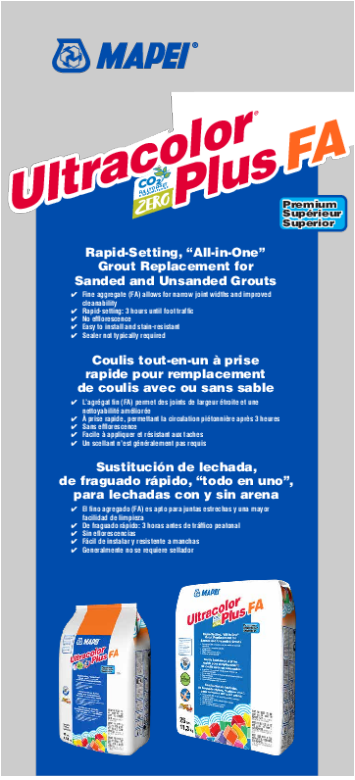

[pdf] Installation Guide Instructions

24 1074 Ultracolor Plus FA Mobile Friendly Installation Instructions 2248568 BuildSiteUltracolor is specially formulated with MAPEI s High Hydrated Cement Technology HCT™ to eliminate common problems such as color consistency and buildsite mapei |||

UltracoPlolurs FA IFNUTHLELENYTIROELFIFFESCYECLTE Premium Suprieur Superior Rapid-Setting, All ... most current product data and BEST-BACKEDSM warranty information, visit www.mapei.com. DESCRIPTION Ultracolor Plus FA with DropEffectTM technology and CO2 emissions fully offset in the product s lif... lang:es score:48 filesize: 371.26 K page_count: 4 document date: 2024-01-19

[pdf] User Manual

MAPEI 6BU523205 Installation Manual Ultracolor Plus FA 10 lb Night Sky 5232 All in one Grout 093994232052 64287316 lowes productdocuments 80a43b5d 508d 432c bee7 91ddc83604ba |||

Ultracolor Plus FA Rapid-Setting, All-in-One Grout Replacement for Sanded and Unsanded Grouts DESCRIPTION Ultracolor Plus FA with DropEffectTM technology and zero impact on climate change is an ultra premium, fine-aggregate, fast-setting, polymer-modified, color-consistent, nonshrinking, efflor...

lang:en score:45 filesize: 5.45 M page_count: 10 document date: 0000-00-00



[pdf] User Manual Installation Guide

MAPEI 6BU500411 Installation Manual Ultracolor Plus FA 25 lb Bahama Beige All in one Sanded Grout 093994004116 07712000 lowes productdocuments 5d2a959c 96d1 449f 933c b8aeaa0c7b8c |||

Version: December 7, 2021 UltracoPlolurs FA Rapid-Setting, All-in-One Grout Replacement for Sanded and Unsanded Grouts DESCRIPTION Ultracolor Plus FA with DropEffectTM technology is an ultra premium, fine-aggregate, fast-setting, polymer-modified, color-consistent, nonshrinking, efflorescence-fre...

lang:en score:44 filesize: 968.27 K page_count: 6 document date: 2021-12-08

[pdf] User Manual Installation Guide Specifications Catalog

Ultracolor Plus FA 35 Navajo Brown 10 lb Grout Use and Care Manual Mapei 6BU003505 093994035059 0093994035059 1003913279 765e5e9f 68bd 43b7 84b4 c2abb1bebf54 images thdstatic catalog Images 76 |||

Version: Sept. 25, 2017 UltracoPlolurs FA Rapid-Setting, All-in-One Grout Replacement for Sanded and Unsanded Grouts DESCRIPTION Ultracolor Plus FA with DropEffectTM technology is an ultra premium, fineaggregate, fast-setting, polymer-modified, color-consistent, nonshrinking, efflorescence-free g...

lang:en score:43 filesize: 727.31 K page_count: 6 document date: 2017-09-25



[pdf] Installation Guide Specifications Guide

Ultracolor Plus FA SB Stone Porcelain Tile Sealer Follow the directions provided in UltraCare Maintenance Guide Do not use when a highly chemical 07786116 lowes productdocuments 3b316458 2b72 4cd1 842c ea84b8a62e53 |||

Version: April 15, 2016 UltracoPlolurs FA Rapid-Setting, All-in-One Grout Replacement for Sanded and Unsanded Grouts DESCRIPTION Ultracolor Plus FA with DropEffectTM technology is an ultra premium, fineaggregate, fast-setting, polymer-modified, color-consistent, nonshrinking, efflorescence-free g...

lang:en score:43 filesize: 834.28 K page_count: 6 document date: 2016-11-04

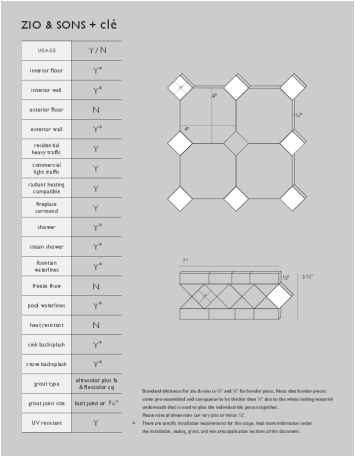

ZIO & SONS + clé

USAGE	Y / N
interior floor	Y*
interior wall	Y*
exterior floor	N
exterior wall	Y*
residential heavy traffic	Y
commercial light traffic	Y
radiant heating compatible	Y
fireplace surround	Y
shower	Y*
steam shower	Y*
fountain waterlines	Y*
freeze thaw	N
pool waterlines	Y*
heat resistant	N
sink backsplash	Y*
stove backsplash	Y*
grout type	ultracolor plus fa & flexcolor cq
grout joint size	butt joint or 1/16"
UV resistant	Y

Standard thickness for zio & sons is 1/2" and 3/4" for border piece. Note that border pieces come pre-assembled and can appear to be thicker than 1/2" due to the white coating material underneath that is used to glue the individual tile pieces together.
Pieces note all dimensions can vary plus or minus 1/2.
* There are specific installation requirements for this usage, read more information under the installation, sealing, grout, and wet area application sections of this document.

[pdf] Instructions Dimension Guide

ZIO SONS clé instructions and Mapei Ultracolor Plus FA application cleanup to avoid the risk of staining grout haze allow for easy cleanability Read all installation thoroughly before use Using consistent procedures will produce results Trades zio sons Resource 041521 f hubspotusercontent40 net hubfs 169240

ZIO SONS cl USAGE Y/N interior floor Y* interior wall Y* exterior floor N exterior wall ... s and/or grouted areas then the sealant was not applied properly. GROUT cl ONLY recommends Mapei Ultracolor Plus FA grout for glazed zellige and Mapei Flexcolor CQ for natural zellige to reduce the...

lang:en score:43 filesize: 264.29 K page_count: 10 document date: 2021-04-15



EASTERN EARTHENWARE

USAGE	Y / N
interior floor & wall	Y
exterior floor & wall	N*
residential low traffic	Y
residential high traffic	Y
commercial low traffic	Y
commercial high traffic	N
radiant heating compatible	Y
fireplace surround	Y
shower	Y
steam shower (resealing yearly)	Y
fountain	Y**
freeze thaw	N
pool	Y**
heat resistant	Y
backsplash	Y
grout type	ultracolor plus fa
grout joint size	butt joint or 1/16"
UV resistant	Y

clé

Standard thickness for all sizes of Eastern Earthenware is 3/4".
Pieces note all dimensions are nominal and can vary plus or minus 1/2".
* Can only be installed on exterior walls and requires vertical weather flashing at the top and application of waterproof penetrating sealant: non freeze/thaw locations.
** Water lines only with waterproof penetrating sealant: non freeze/thaw locations.

[pdf] Instructions Dimension Guide

EASTERN EARTHENWARE cleanup instructions to avoid the risk of staining grout haze and allow for easy application cleanability Read all installation thoroughly before use Using consistent procedures will produce results Some these Mapei Ultracolor Plus FA include 7 24 20 Trades Eastern Earthenware Resource 072420 f hubspotusercontent40 net hubfs 169240

EASTERN EARTHENWARE USAGE interior floor wall exterior floor wall residential low traffic resid ... ot bead up on the grouted areas then the sealant was not applied properly. cl ONLY recommends Mapei Ultracolor Plus FA grout to reduce the risk of grout haze and staining. Make sure to always follow t...

lang:en score:42 filesize: 193.5 K page_count: 11 document date: 2020-07-24



clé GUILD FUNDAMENTALS

USAGE	Y / N
interior floor & wall	Y
exterior floor & wall	N*
residential low traffic	Y
residential high traffic	N
commercial low traffic	N
commercial high traffic	N
radiant heating compatible	Y
fireplace surround	Y
shower	Y
steam shower (resealing yearly)	Y
fountain	Y**
freeze thaw	Y
pool	Y**
heat resistant	Y
backsplash	Y
grout type	ultracolor plus fa
grout joint size	1/16"
UV resistant	Y

clé

Standard thickness for Fundamentals is 1/2". Please note thickness can vary plus or minus 1/8".
* Can only be installed on exterior walls and requires vertical weather flashing at the top and application of waterproof penetrating sealant.
** Water lines only on non freeze/thaw locations, with application of waterproof penetrating sealant.

[pdf] Instructions

clé GUILD FUNDAMENTALS instructions to avoid the risk of staining grout haze and allow for easy application cleanability Read all installation thoroughly before use Using consistent procedures will produce results Some these Mapei Ultracolor Plus FA include 08 04 20 Trades Guild Fundamentals Resource 080420 f hubspotusercontent40 net hubfs 169240 a Downloads

cl GUILD FUNDAMENTALS USAGE interior floor wall exterior floor wall residential low traffic res ... not bead up on the grout lines then the sealant was not applied properly. cl ONLY recommends Mapei Ultracolor Plus FA grout for glazed brick installations. Use of any other grout types can result in ...

lang:en score:42 filesize: 150.09 K page_count: 8 document date: 2020-08-04



LIBERTY GLAZED BRICK

USAGE	Y / N
interior floor & wall	Y
exterior floor & wall	N[d]
residential low traffic	Y
residential high traffic	N
commercial low traffic	N
commercial high traffic	N
radiant heating compatible	Y
fireplace surround	Y
shower	Y
steam shower (revealing yearly)	Y
fountain	Y[abc]
freeze thaw	Y
pool	Y[abc]
heat resistant	Y
backsplash	Y
grout type	ultracolor plus fa
grout joint size	¼"
UV resistant	Y

[pdf] Instructions

LIBERTY GLAZED BRICK instructions to avoid the risk of staining grout haze and allow for easy application cleanability Read all installation thoroughly before use Using consistent procedures will produce results Some these Mapei Ultracolor Plus FA include 08 04 20 Trades Liberty Glazed Thin Brick Resources 080420 f hubspotusercontent40 net hubfs 169240 a Resource Downloads

LIBERTY GLAZED BRICK USAGE interior floor wall exterior floor wall residential low traffic resi ... not bead up on the grout lines then the sealant was not applied properly. cl ONLY recommends Mapei Ultracolor Plus FA grout to reduce the risk of grout haze and staining. Make sure to always follow t...

lang:en score:41 filesize: 164.73 K page_count: 8 document date: 2020-08-04

MAPEI

Ultracolor Plus FA

Rapid-Setting, "All-in-One" Grout Replacement for Sanded and Unsanded Grouts

DESCRIPTION

FEATURES AND BENEFITS

INDUSTRY STANDARDS AND APPROVALS

WHERE TO USE

LIMITATIONS

SURFACE PREPARATION

[pdf] Installation Guide Specifications

ultracolor plus fa en cyberbox bi medias s3 amazonaws mapei |||

Version: June 5, 2019 UltracoPlolurs FA Rapid-Setting, All-in-One Grout Replacement for Sanded and Unsanded Grouts DESCRIPTION Ultracolor Plus FA with DropEffectTM technology is an ultra premium, fineaggregate, fast-setting, polymer-modified, color-consistent, nonshrinking, efflorescence-free gro...

lang:en score:41 filesize: 1.11 M page_count: 6 document date: 2019-06-05

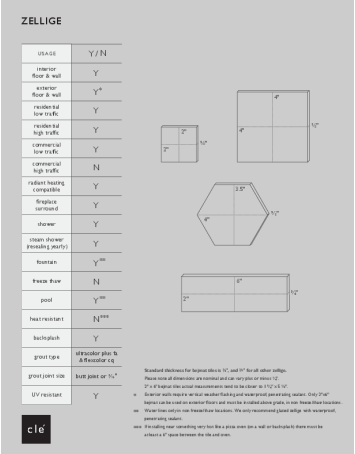

ZELLIGE

USAGE	Y / N
interior floor & wall	Y
exterior floor & wall	Y[d]
residential low traffic	Y
residential high traffic	Y
commercial low traffic	Y
commercial high traffic	N
radiant heating compatible	Y
fireplace surround	Y
shower	Y
steam shower (revealing yearly)	Y
fountain	Y[abc]
freeze thaw	N
pool	Y[abc]
heat resistant	N[abcd]
backsplash	Y
grout type	ultracolor plus fa & flexcolor cq
grout joint size	butt joint or ⅛"
UV resistant	Y

[pdf] Instructions Dimension Guide

ZELLIGE Make sure to always follow the manufacturer s instructions Letting grout sit for even a short period of time can be problematic Ultracolor Plus FA must 07 22 20 Trades Zellige Resource 072220 f hubspotusercontent40 net hubfs 169240

ZELLIGE USAGE interior floor wall exterior floor wall residential low traffic residential high ... ur tiles and/or grouted * areas then the sealant was not applied properly. cl ONLY recommends Mapei Ultracolor Plus FA grout for glazed zellige and Mapei Flexcolor CQ for natural zellige to reduce the...

lang:en score:41 filesize: 206.46 K page_count: 11 document date: 2020-07-22



clé BASICS MODERN FARMHOUSE BRICK

USAGE	Y / N
interior floor & wall	Y
exterior floor & wall	N*
residential low traffic	Y
residential high traffic	N
commercial low traffic	N
commercial high traffic	N
radiant heating compatible	Y
fireplace surround	Y
shower	Y
steam shower (revealing yearly)	Y
fountain	Y**
freeze thaw	Y
pool	Y**
heat resistant	Y
backsplash	Y
grout type	ultracolor plus fa
grout joint size	⅛"
UV resistant	Y

[pdf] Instructions

clé BASICS MODERN FARMHOUSE BRICK instructions to avoid the risk of staining grout haze and allow for easy application cleanability Read all installation thoroughly before use Using consistent procedures will produce results Some these Mapei Ultracolor Plus FA include 08 04 20 basics modern farmhouse brick Trades Resources 080420 f hubspotusercontent40 net hubfs 169240 a Resource Downloads cl BASICS MODERN FARMHOUSE BRICK USAGE interior floor wall exterior floor wall residential low ... not bead up on the grout lines then the sealant was not applied properly. cl ONLY recommends Mapei Ultracolor Plus FA grout for glazed brick installations. Use of any other grout types can result in ...

lang:en score:41 filesize: 162.14 K page_count: 8 document date: 2020-08-04

MAPEI

Ultracolor Plus FA

Coulis tout-en-un à prise rapide pour remplacement de coulis avec ou sans sable

DESCRIPTION

CARACTÉRISTIQUES ET AVANTAGES

NORMES DE L'INDUSTRIE ET APPROBATIONS

AIRES D'UTILISATION

RESTRICTIONS

[pdf]

ultracolor plus fa fr cyberbox bi medias s3 amazonaws mapei |||

Version: 2 juillet 2019 UltracoPlolurs FA Coulis tout-en-un prise rapide pour remplacement de coulis avec ou sans sable DESCRIPTION Ultracolor Plus FA avec technologie DropEffect MC est un coulis sans efflorescence, sans retrait, de couleur uniforme, modifi aux polymres, prise rapide, avec agrg...

lang:fr score:40 filesize: 1.01 M page_count: 6 document date: 2019-06-28



EPD

THE INTERNATIONAL EPD® SYSTEM

ENVIRONMENTAL PRODUCT DECLARATION

In accordance with ISO 14025 for

Ultracolor Plus FA

Programme:	Programme operator:	EPD registration number:	Publication date:	Valid until:	Geographical scope:	Revision:
The International EPD® System, www.environdec.com	EPD International AB	S-P-01107	2018-03-22	2023-03-21	International	2020-07-10

MAPEI

[pdf] Decleration of Conformity

CER Ultracolor Plus FA EPD en 2018 2023 cyberbox bi medias s3 amazonaws mapei Documents |||

ENVIRONMENTAL PRODUCT DECLARATION In accordance with ISO 14025 for Ultracolor Plus FA Programme: The International EPD System; www environdec com Programme operator: EPD registration Publication Valid until: number: date: EPD International AB S-P-01107 2018-03-22 2023-03-21 Geographical Revi...

lang:en score:40 filesize: 2.29 M page_count: 18 document date: 2020-07-10



[pdf] Instructions Dimension Guide

ZELLIGE f hubspotusercontent40 net Make sure to always follow the manufacturer s instructions Letting grout sit for even a short period of time can be problematic Ultracolor Plus FA must used pool and fountain water line installations 8 * Trades Zellige Resource 111920 hubfs 169240

ZELLIGE USAGE interior floor wall exterior floor wall residential low traffic residential high ... ur tiles and/or grouted * areas then the sealant was not applied properly. cl ONLY recommends Mapei Ultracolor Plus FA grout for glazed zellige and Mapei Flexcolor CQ for natural zellige to reduce the...

lang:en score:40 filesize: 275.37 K page_count: 11 document date: 2020-11-19



[pdf] Installation Guide

TDS Ultracolor Plus FA en 2021 cyberbox bi medias s3 amazonaws mapei 2023 Documents |||

Version: December 7, 2021 UltracoPlolurs FA Rapid-Setting, All-in-One Grout Replacement for Sanded and Unsanded Grouts DESCRIPTION Ultracolor Plus FA with DropEffectTM technology is an ultra premium, fine-aggregate, fast-setting, polymer-modified, color-consistent, nonshrinking, efflorescence-fre...

lang:en score:39 filesize: 1010.07 K page_count: 6 document date: 2021-12-07



[pdf]

TDS Ultracolor Plus FA fr 2021 cyberbox bi medias s3 amazonaws mapei 2023 Documents |||

Version : 3 janvier 2022 UltracoPlolurs FA Coulis tout-en-un prise rapide pour remplacement de coulis avec ou sans sable DESCRIPTION Ultracolor Plus FA avec technologie DropEffect MC est un coulis sans efflorescence, sans retrait, de couleur uniforme, modifi aux polymres, prise rapide, avec agr...

lang:fr score:39 filesize: 983.23 K page_count: 6 document date: 2022-01-03

[pdf] Instructions Datasheet Safety Datasheet Label

ULTRACOLOR PLUS FA SDS EN mapei 80 public US products

Safety Data Sheet **ULTRACOLOR PLUS FA** Safety Data Sheet dated: 2/9/2016 - version 1 Date of first edition: 2/9/2016 1. IDENTIFICATION Product identifier Mixture identification: Trade name: **ULTRACOLOR PLUS FA** Recommended use of the chemical and restrictions on use Recommended use: Ready-mixed cement g...

lang:en score:38 filesize: 219.2 K page_count: 7 document date: 2016-02-09

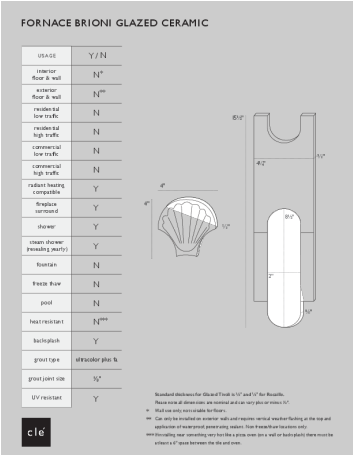

FORNACE BRIONI GLAZED CERAMIC

USAGE	Y / N
interior floor & wall	N*
exterior floor & wall	N**
residential low traffic	N
residential high traffic	N
commercial low traffic	N
commercial high traffic	N
radiant heating compatible	Y
fireplace surround	Y
shower	Y
steam shower (revealing yearly)	Y
fountain	N
freeze thaw	N
pool	N
heat resistant	N***
backsplash	Y
grout type	ultracolor plus fa
grout joint size	3/8"
UV resistant	Y

Standard thickness for Glazed Tivoli is 1/4" and 1/4" for Rocaille.
Please note all dimensions are nominal and can vary plus or minus 1/8".
* Wall use only non-suitable for floors.
** Can only be installed on exterior walls and requires vertical weather flashing at the top and application of waterproof penetrating sealant. Frost-freeze/thaw locations only.
*** Recycling near something very hot like a pizza oven (on a wall or backsplash) there must be a 1/4" space between the tile and oven.

[pdf] Instructions Dimension Guide

FORNACE BRIONI GLAZED CERAMIC Follow grout manufacturer s instructions on proper drying time before applying final sealant to lines Grout Staining is only a problem when using other than Ultracolor Plus FA Should your contractor choose use another brand of Mapei be aware that the dyes used pigment most grouts will stain tile 07 10 20 Trades Fornace Brioni Glazed Ceramic Resources 071020 f hubspotusercontent40 net hubfs 169240

FORNACE BRIONI GLAZED CERAMIC USAGE interior floor wall exterior floor wall residential low tra ... nt was not applied properly. Glazed Ceramic Tivoli: 8 Rocaille Shells: 8 cl ONLY recommends Mapei Ultracolor Plus FA grout to reduce the risk of grout haze and staining. Make sure to always follow t...

lang:en score:37 filesize: 173.19 K page_count: 8 document date: 2020-07-10

MAPEI Inc. Sustainability Product Report

Product Name Ultracolor® Plus FA

Product Summary

Product Category	Tile & Stone Installation Systems
Product Type	Cement Grouts
Product Page	LINK
Technical Data Sheet	LINK
Safety Data Sheet	LINK

Volatile Organic Compounds (VOCs)

Conforms to the SCAQMD Rule #1168 – Adhesives and Sealants	☑
VOC Content	0 g/L
Conforms to the CDPH/EHLB Method v1.2-2017 (CA 01350)	☑
TVOC Range	Between 0.5 and 5.0 mg/m³
VOC Emissions Certificate	SCS Indoor Advantage Gold

Material Ingredients

Material Ingredient Reporting Type	Manufacturer Inventory
Chemical screen threshold reported to 1,000 ppm (0.1%)	☑
Red List Free *Material data is based on specific product formulas, changes in formula and the Red List chemicals may affect material data details. Please contact MAPEI to confirm details regarding Red List Chemicals.*	Request Red List Free Data

MAPEI Inc. | 2900 Francis Hughes, Laval, QC H7L 3J5 | 1-800-361-9309

Page 1 of 2

[pdf] Datasheet Decleration of Conformity Safety Datasheet

Storm Brittany ultracolor plus fa general en cyberbox bi medias s3 amazonaws mapei |||

MAPEI Inc. Sustainability Product Report Product Name Ultracolor Plus FA Product Summary Product Category Product Type Product Page Technical Data Sheet Safety Data Sheet Tile Stone Installation Systems Cement Grouts LINK LINK LINK Volatile Organic Compounds VOCs Conforms to the SCAQMD Rule ...

lang:en score:37 filesize: 327.89 K page_count: 2 document date: 2020-10-16



Safety Data Sheet
ULTRACOLOR PLUS FA
Safety Data Sheet dated: 06/10/2021 - version 8
Date of first edition: 09/08/2016

1. Identification
Product identifier
Mixture identification :
Trade name: ULTRACOLOR PLUS FA
Other means of identification
Trade code : 906BU0000
Recommended use and restrictions on use
Recommended use: Cementitious grout
Restrictions on use: N.A.
Supplier's details
Company : MAPEI INC. (Canada)
2900 Francis-Hughes Avenue
H7L 3J5 - Laval - QC - CAN
Emergency phone number
Emergency Number (USA/Canada) CHEMTREC 1(800) 424-9300 / 1(703) 527-3887
Emergency Transport CANUTEC (Canada) 1-613-996-6666

2. Hazard identification
Classification of the product

May cause cancer if inhaled.
May damage fertility or the unborn child if inhaled or swallowed.
Causes damage to organs through prolonged or repeated exposure.

Label elements
Pictograms and Signal Words
Danger
Hazard statements:

H350	May cause cancer if inhaled.
H360	May damage fertility or the unborn child if inhaled or swallowed.
H372	Causes damage to organs through prolonged or repeated exposure.

Precautionary statements:

P201	Obtain special instructions before use.
P202	Do not handle until all safety precautions have been read and understood.
P260	Do not breathe dust.
P264	Wash skin thoroughly after handling.
P270	Do not eat, drink or smoke when using this product.
P280	Wear protective gloves/protective clothing/eye protection/face protection.
P308+P313	IF exposed or concerned: Get medical advice/attention.
P314	Get medical advice/attention if you feel unwell.
P405	Store locked up.
P501	Dispose of contents/container in accordance with applicable regulations.

Other hazards
None
Ingredient(s) with unknown acute toxicity
None

Date 6/09/2021 Production Name ULTRACOLOR PLUS FA Page n. 1 of 8

[pdf] Instructions Datasheet Safety Datasheet Label

ultracolor plus fa sds en cyberbox bi medias s3 amazonaws mapei |||

Safety Data Sheet **ULTRACOLOR PLUS FA** Safety Data Sheet dated: 06/10/2021 - version 8 Date of first edition: 09/08/2016 1. Identification Product identifier Mixture identification: Trade name: **ULTRACOLOR PLUS FA** Other means of identification Trade code: 906BU0000 Recommended use and restrictions on u...

lang:en score:37 filesize: 173.01 K page_count: 8 document date: 2021-06-29

Rapport sur la durabilité des produits de MAPEI Inc.

Nom du produit Ultracolor® Plus FA

Aperçu du produit

Catégorie de produits	Systèmes d'installation de carreaux et de pierres
Type de produit	Coulis cimentaires
Page du produit	LIEN
Fiche technique	LIEN
Fiche signalétique	LIEN

Composés organiques volatils (COV)

Conforme au règlement n° 1168 de la SCAQMD – Adhésifs et scellants	☑
Teneur en COV	0 g/L
Conforme à la Méthode v1.2-2017 du CDPH/EHLB (CA 01350)	☑
Plage des COVT	Entre 0,5 et 5,0 mg/m³
Certificat d'émissions de COV (offert en anglais seulement)	SCS Indoor Advantage Gold

Ingrédients des matériaux

Type de déclaration des ingrédients des matériaux (offert en anglais seulement)	Inventaire des fabricants
Seuil de l'écran chimique déclaré à 1 000 ppm (0,1 %)	☑
Exclusions de la liste rouge *Les données sur les matériaux sont basées sur des formules de produits spécifiques; les changements de formule et les produits chimiques de la liste rouge peuvent influer sur les détails relatifs aux données sur les matériaux. Communiquez avec MAPEI pour confirmer les détails relatifs aux produits chimiques de la liste rouge.*	Demander les données sur les exclusions de la liste rouge

MAPEI Inc. | 2900, avenue Francis-Hughes, Laval (Québec) H7L 3J5 | 1 800 361-9309

Page 1 de 2

[pdf]

Storm Brittany ultracolor plus fa general fr cyberbox bi medias s3 amazonaws mapei |||

Rapport sur la durabilit des produits de MAPEI Inc. Nom du produit Ultracolor Plus FA Aperu du produit Catgorie de produits Type de produit Page du produit Fiche technique Fiche signaltique Systmes d installation de carreaux et de pierres Coulis cimentaires LIEN LIEN LIEN Composs organiques volat...

lang:fr score:37 filesize: 346.4 K page_count: 2 document date: 2021-01-08

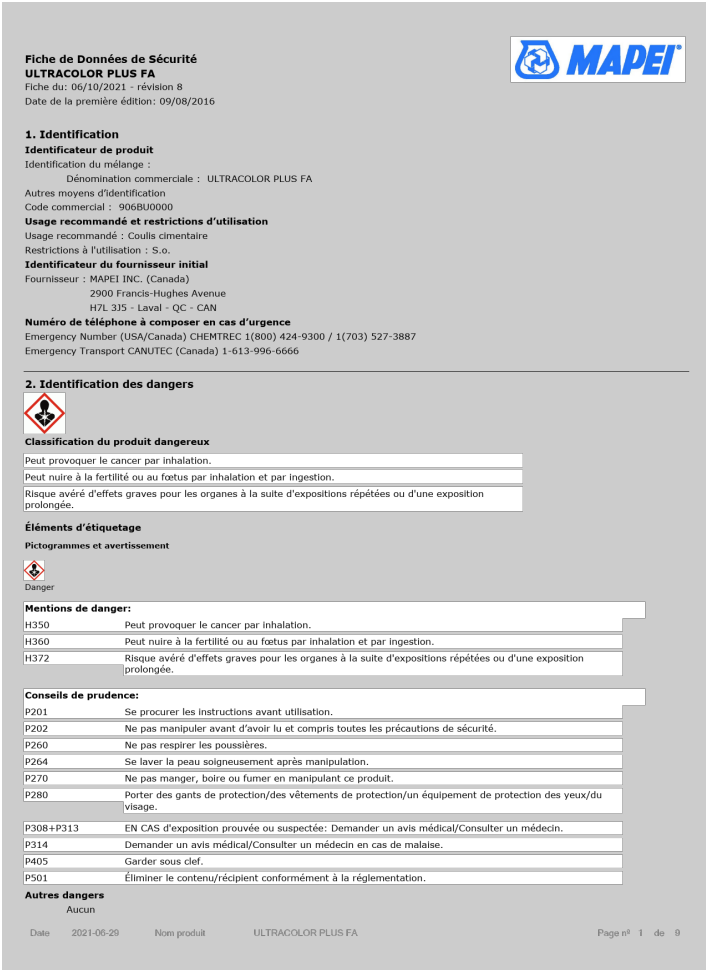

Fiche de Données de Sécurité
ULTRACOLOR PLUS FA
Fiche du: 06/10/2021 - révision 8
Date de la première édition: 09/08/2016

1. Identification
Identificateur de produit
Identification du mélange :
Dénomination commerciale : ULTRACOLOR PLUS FA
Autres moyens d'identification
Code commercial : 906BU0000
Usage recommandé et restrictions d'utilisation
Usage recommandé : Coulis cimentaire
Restrictions à l'utilisation : S.o.
Identificateur du fournisseur initial
Fournisseur : MAPEI INC. (Canada)
2900 Francis-Hughes Avenue
H7L 3J5 - Laval - QC - CAN
Numéro de téléphone à composer en cas d'urgence
Emergency Number (USA/Canada) CHEMTREC 1(800) 424-9300 / 1(703) 527-3887
Emergency Transport CANUTEC (Canada) 1-613-996-6666

2. Identification des dangers

Classification du produit dangereux

Peut provoquer le cancer par inhalation.
Peut nuire à la fertilité ou au fœtus par inhalation et par ingestion.
Risque avéré d'effets graves pour les organes à la suite d'expositions répétées ou d'une exposition prolongée.

Éléments d'étiquetage
Pictogrammes et avertissement
Danger

Mentions de danger:	
H350	Peut provoquer le cancer par inhalation.
H360	Peut nuire à la fertilité ou au fœtus par inhalation et par ingestion.
H372	Risque avéré d'effets graves pour les organes à la suite d'expositions répétées ou d'une exposition prolongée.

Conseils de prudence:	
P201	Se procurer les instructions avant utilisation.
P202	Ne pas manipuler avant d'avoir lu et compris toutes les précautions de sécurité.
P260	Ne pas respirer les poussières.
P264	Se laver la peau soigneusement après manipulation.
P270	Ne pas manger, boire ou fumer en manipulant ce produit.
P280	Porter des gants de protection/des vêtements de protection/un équipement de protection des yeux/du visage.
P308+P313	EN CAS d'exposition prouvée ou suspectée: Demander un avis médical/Consulter un médecin.
P314	Demander un avis médical/Consulter un médecin en cas de malaise.
P405	Garder sous clef.
P501	Éliminer le contenu/récipient conformément à la réglementation.

Autres dangers
Aucun

Date 2021-06-29 Nom produit ULTRACOLOR PLUS FA Page nº 1 de 9

[pdf] Safety Datasheet

ultracolor plus fa sds fr cyberbox bi medias s3 amazonaws mapei |||

Fiche de Donnes de Scurit **ULTRACOLOR PLUS FA** Fiche du: 06/10/2021 - rvision 8 Date de la premire dition: 09/08/2016 1. Identification Identificateur de produit Identification du mlange : Dnomination commerciale : **ULTRACOLOR PLUS FA** Autres moyens d identification Code commercial : 906BU0000 Usage rec...

lang:fr score:37 filesize: 177.56 K page_count: 9 document date: 2021-06-29

REFERENCE GUIDE

TILE & STONE INSTALLATION SYSTEMS

Gauged porcelain tile panels/slabs – Floors

For interior floor tiles 5 to 6.5 mm (6,5 mm) in thickness

For the purpose of this reference guide, all testing data and recommendations are for interior floors only using gauged porcelain tile panels/slabs measuring 5 to 6.5 mm (6,5 mm) in thickness.

Defining gauged porcelain tile panels/slabs

Gauged porcelain tile panels/slabs are lightweight products that are produced using less materials and less energy. This combination makes them a perfect choice for many "sustainable" installation projects, specifying interior walls, floors and facades.

Typically, "gauged porcelain tile panels/slabs" for walls and floors range in thickness from 3 to 6.5 mm (6,5 mm), and "standard-body porcelain tiles" are greater than 7 mm thick.

Installation of gauged porcelain tile panels/slabs is different from that of standard-body porcelain tile, requiring special techniques to prevent breakage during and after installation. In addition to the reduced tile thickness, many of these thin tiles are produced in large-format sizes ranging from 20" x 20" to 63" x 126" (50 x 50 cm to 160 x 320 cm) or larger, which may require special tools and equipment when placing the tile and making adjustments. The manufacturer of gauged porcelain tile panels/slabs should be consulted before selection and installation to determine the tile's suitability for the specified project. All interior installations must follow the ANSI A108.19-2017 standard for "Interior Installation of Gauged Porcelain Tiles and Gauged Porcelain Tile Panels/Slabs by the Thin-Bed Method Bonded with Modified Dry-Set Cement Mortar or Improved Modified Dry-Set Cement Mortar."

Example of a gauged, 5-mm gauged porcelain tile panel/slab

For definitions of various types, sizes, physical properties and grading procedures for porcelain tile, refer to ANSI A137.3 - 2017 ("American National Standard Specifications for Gauged Porcelain Tile and Gauged Porcelain Tile Panels/Slabs"). Refer to the gauged porcelain tile panels/slab manufacturer for the maximum allowable service rating per the ASTM C627 test method for floors.

Surface preparation

Interior floors must be structurally stable and capable of supporting the tile, setting system, and associated live loads and dead loads. Concrete and existing tile over concrete should be fully cured and free of soap scum, dust, dirt, oil, wax, sealers, paint, coatings, and any other substances that could reduce or inhibit proper adhesion performance. For specific surface preparation requirements, refer to MAPEI's reference guide "Surface Preparation Requirements" for Tile & Stone Installation Systems.

Acceptable substrates

- Concrete slab, either on-grade or above-grade
- Existing tile should be sound, well bonded and prepared using either of the following options:
  - Option 1: Mechanical abrasion with a carborundum disk followed by a clear water wash is recommended. Refer to the most current Tile Council of North America (TCNA) handbook, Method TR712; or the Terrazzo Tile & Marble Association of Canada (TTMAC) Tile Installation Manual, Detail 324RF.
  - Option 2: Prime the existing tile (only preexisting tile installed on a concrete substrate) with MAPEI's *ECO Prim Grip*™. Refer to the most current Technical Data Sheet (TDS) at www.mapei.com.
- Such large sizes have increased the potential for differential deflection over plywood and backerboard installations and diminished the breaking strength of gauged porcelain tile panels/slabs. Therefore, MAPEI recommends that installations over plywood and backerboard be restricted to methods that incorporate the criteria contained in F141-17 STONE or F250-17 STONE. MAPEI also recommends that installations over plywood and backerboard be restricted to tiles at least 5.5 mm (5,5 mm) thick.
- Gypsum underlayments are suitable substrates. However, to avoid a chemical reaction known as "ettringite," they must be primed with MAPEI's

PAGE 1

[pdf] Reference Guide Guide

Reference Guide Gauged porcelain tile panels slabs Floors EN mapei 80 public US linedocument

REFERENCE GUIDE TILE STONE INSTALLATION SYSTEMS Gauged porcelain tile panels/slabs Floors For interior floor tiles 5 to 6.5 mm 6,5 mm in thickness For the purpose of this reference guide, all testing data and recommendations are for interior floors only using gauged porcelain tile panels/slab...

lang:en score:37 filesize: 223.42 K page_count: 4 document date: 2018-04-24

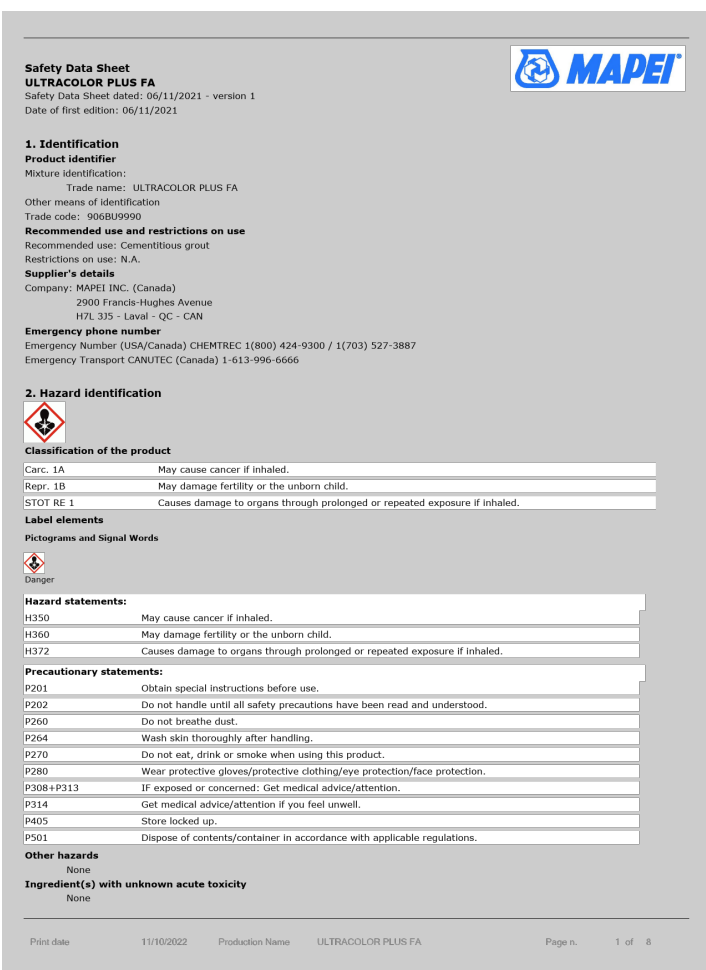

Safety Data Sheet
ULTRACOLOR PLUS FA
Safety Data Sheet dated: 06/11/2021 - version 1
Date of first edition: 06/11/2021

1. Identification
Product identifier
Mixture identification:
Trade name: ULTRACOLOR PLUS FA
Other means of identification
Trade code: 906BU9990
Recommended use and restrictions on use
Recommended use: Cementitious grout
Restrictions on use: N.A.
Supplier's details
Company: MAPEI INC. (Canada)
2900 Francis-Hughes Avenue
H7L 3J5 - Laval - QC - CAN
Emergency phone number
Emergency Number (USA/Canada) CHEMTREC 1(800) 424-9300 / 1(703) 527-3887
Emergency Transport CANUTEC (Canada) 1-613-996-6666

2. Hazard identification

Classification of the product

Carc. 1A	May cause cancer if inhaled.
Repr. 1B	May damage fertility or the unborn child.
STOT RE 1	Causes damage to organs through prolonged or repeated exposure if inhaled.

Label elements
Pictograms and Signal Words
Danger

Hazard statements:	
H350	May cause cancer if inhaled.
H360	May damage fertility or the unborn child.
H372	Causes damage to organs through prolonged or repeated exposure if inhaled.

Precautionary statements:	
P201	Obtain special instructions before use.
P202	Do not handle until all safety precautions have been read and understood.
P260	Do not breathe dust.
P264	Wash skin thoroughly after handling.
P270	Do not eat, drink or smoke when using this product.
P280	Wear protective gloves/protective clothing/eye protection/face protection.
P308+P313	IF exposed or concerned: Get medical advice/attention.
P314	Get medical advice/attention if you feel unwell.
P405	Store locked up.
P501	Dispose of contents/container in accordance with applicable regulations.

Other hazards
None
Ingredient(s) with unknown acute toxicity
None

Print date 11/10/2022 Production Name ULTRACOLOR PLUS FA Page n. 1 of 8

[pdf] Instructions Datasheet Safety Datasheet Label

SDS Ultracolor Plus FA en 2021 cyberbox bi medias s3 amazonaws mapei 2023 Documents |||

Safety Data Sheet **ULTRACOLOR PLUS FA** Safety Data Sheet dated: 06/11/2021 - version 1 Date of first edition: 06/11/2021 1. Identification Product identifier Mixture identification: Trade name: **ULTRACOLOR PLUS FA** Other means of identification Trade code: 906BU9990 Recommended use and restrictions on u...

lang:en score:36 filesize: 172.47 K page_count: 8 document date: 2022-11-10



[pdf] Installation Guide Specifications Borchure Catalog

Ultracolor Plus FA 35 Navajo Brown 10 lb Grout Product Brochure Mapei 6BU003505 093994035059 0093994035059 1003913279 48908faf 7807 446b a9ea 7722360d4987 images thdstatic catalog Images 48 |||

Version: Sept. 25, 2017 UltracoPlolurs FA Rapid-Setting, All-in-One Grout Replacement for Sanded and Unsanded Grouts DESCRIPTION Ultracolor Plus FA with DropEffectTM technology is an ultra premium, fineaggregate, fast-setting, polymer-modified, color-consistent, nonshrinking, efflorescence-free g...

lang:en score:36 filesize: 727.32 K page_count: 6 document date: 2017-09-25



[pdf] Installation Guide Guide Warranty

MAPEI 5UB507904 Warranty Guide Kerapoxy CQ Cocoa 5079 Epoxy Grout 1 Gallon 093994479525 66412549 lowes productdocuments 2c766037 939e 4f28 963d 576a4d8c7d09 |||

Best-BackedSM Warranty Program MAPEI complements the industry s best products with simple, easy-tounderstand requirements for a variety of warranty options. To be eligible, at least one product from each group must be used and the online warranty registration completed within 90 days of purchase. R...

lang:en score:36 filesize: 692.82 K page_count: 2 document date: 2024-03-05

[pdf]

Voir la fiche technique du produitCoulis Ultracolor Plus FA Mapei Lanctôt Couvre Sol DesignMapei Couliscdn shopify s files 1 0579 3021 9683 Coulis v 1717522143 |||

Version: 2 juillet 2019 UltracoPlolurs FA Coulis tout-en-un prise rapide pour remplacement de coulis avec ou sans sable DESCRIPTION Ultracolor Plus FA avec technologie DropEffect MC est un coulis sans efflorescence, sans retrait, de couleur uniforme, modifi aux polymres, prise rapide, avec agrg...

lang:fr score:36 filesize: 1.01 M page_count: 6 document date: 2019-06-28



[pdf] Installation Guide Specifications

Ultracolor Plus FA en flooranddecor a bigcontent io v1 static |||

Version: Sept. 25, 2017 UltracoPlolurs FA Rapid-Setting, All-in-One Grout Replacement for Sanded and Unsanded Grouts DESCRIPTION Ultracolor Plus FA with DropEffectTM technology is an ultra premium, fineaggregate, fast-setting, polymer-modified, color-consistent, nonshrinking, efflorescence-free g...

lang:en score:35 filesize: 871.35 K page_count: 6 document date: 2019-03-11



Fiche de Donnée de Sécurité
ULTRACOLOR PLUS FA
Fiche du: 06/11/2021 - révision 1
Date de la première édition: 06/11/2021

1. Identification
Identificateur de produit
Identification du mélange :
Dénomination commerciale : ULTRACOLOR PLUS FA
Autres moyens d'identification
Code commercial : 906BU9990
Usage recommandé et restrictions d'utilisation
Usage recommandé : Coulis cimentaire
Restrictions à l'utilisation : Non disponible
Identificateur du fournisseur initial
Fournisseur : MAPEI INC. (Canada)
2900 Francis-Hughes Avenue
H7L 3J5 - Laval - QC - CAN
Numéro de téléphone à composer en cas d'urgence
Emergency Number (USA/Canada) CHEMTREC 1(800) 424-9300 / 1(703) 527-3887
Emergency Transport CANUTEC (Canada) 1-613-996-6666

2. Identification des dangers
Classification du produit dangereux

Carc. 1A	Peut provoquer le cancer par inhalation.
Repr. 1B	Peut nuire à la fertilité ou au fœtus par inhalation, au contact avec la peau et par ingestion.
STOT RE 1	Risque avéré d'effets graves pour les organes à la suite d'expositions répétées ou d'une exposition prolongée par inhalation.

Éléments d'étiquetage
Pictogrammes et avertissement
Danger
Mentions de danger:

H350	Peut provoquer le cancer par inhalation.
H360	Peut nuire à la fertilité ou au fœtus par inhalation, au contact avec la peau et par ingestion.
H372	Risque avéré d'effets graves pour les organes à la suite d'expositions répétées ou d'une exposition prolongée par inhalation.

Conseils de prudence:

P201	Se procurer les instructions avant utilisation.
P202	Ne pas manipuler avant d'avoir lu et compris toutes les précautions de sécurité.
P260	Ne pas respirer les poussières.
P264	Se laver la peau soigneusement après manipulation.
P270	Ne pas manger, boire ou fumer en manipulant ce produit.
P280	Porter des gants de protection/des vêtements de protection/un équipement de protection des yeux/du visage.
P308+P313	EN CAS d'exposition prouvée ou suspectée: Demander un avis médical/Consulter un médecin.
P314	Consulter un avis médical/Consulter un médecin en cas de malaise.
P405	Garder sous clef
P501	Éliminer le contenu/récipient conformément à la réglementation.

Autres dangers
Aucun

Date d'impression 11/18/2022 Nom produit ULTRACOLOR PLUS FA Page n° 1 de 9

[pdf] Safety Datasheet

SDS Ultracolor Plus FA fr 2021 cyberbox bi medias s3 amazonaws mapei 2023 Documents |||

Fiche de Donnes de Scurit **ULTRACOLOR PLUS FA** Fiche du: 06/11/2021 - rvision 1 Date de la premire dition: 06/11/2021 1. Identification Identificateur de produit Identification du mlange : Dnomination commerciale : **ULTRACOLOR PLUS FA** Autres moyens d identification Code commercial : 906BU9990 Usage rec...

lang:fr score:35 filesize: 177.88 K page_count: 9 document date: 2022-11-10

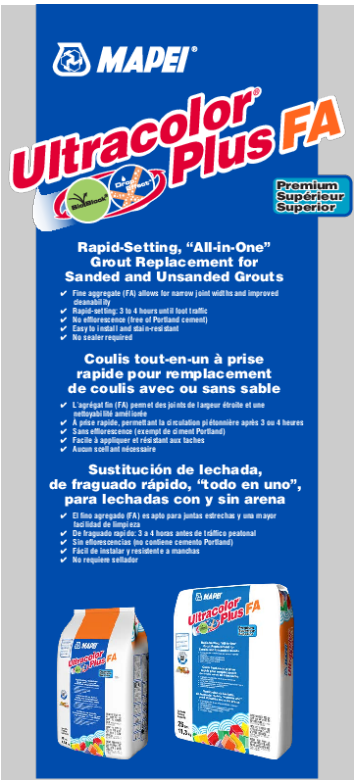

[pdf] Installation Guide Instructions

21 2924 Ultracolor Plus FA Mobile Friendly InstallationCoulis plus fa Céramique I EntrepôtUltracolor instructions Directive FRcdn shopify s files 1 0574 4128 8280 FR v 1725640389 InstallationInstallationCoulis EntrepôtGrout ultracolor faUltracolor FRultracolor ENcdn 1725640389cdn EN ||| ||| UltracoPlolurs FA Premium Suprieur Superior Rapid-Setting, All-in-One Grout Replacement for Sanded and Unsanded Grouts Fine aggregate FA allows for narrow joint widths and improved cleanability Rapid-setting: 3 to 4 hours until foot traf c

UltracoPlolurs FA Premium Suprieur Superior Rapid-Setting, All-in-One Grout Replacement for Sa ... most current product data and BEST-BACKEDSM warranty information, visit www.mapei.com. DESCRIPTION Ultracolor Plus FA with DropEffectTM technology is an ultra premium, fine-aggregate, fast-setting, p...

lang:es score:35 filesize: 209.11 K page_count: 4 document date: 2021-11-19

How to install Zellige tiles

ZELLIGE HOME

This guide outlines the steps needed for a successful Zellige tile installation. Everyone involved should review it thoroughly before any work begins.

Each Zellige Home tile is crafted in our Moroccan workshop, established in 1912, by Maalleme—master artisans who train for decades to perfect the centuries-old process. Each piece carries the subtle irregularities and rich texture that only come from human hands. Proper installation is essential—not only for durability, but to bring out the full depth and character of the tile.

While this guide is intended to be accessible, Zellige tile demands a level of care and craftsmanship best provided by a professional. We strongly recommend hiring an installer with specific experience working with Zellige.

Zellige Home is not responsible for the maintenance or installation of tile after delivery. We do not accept liability for damages incurred during or after installation, dissatisfaction related to natural variations in color, texture, or finish, or any issues arising from improper handling, storage, or maintenance.

We recommend ordering 10–15% more tile than your project's exact measurements to account for cuts and adjustments. For greater flexibility in layout and tile selection—especially if you're particular about tone, thickness, or texture—an overage of 20–25% is suggested. Zellige tiles feature natural variation, including subtle differences in color and thickness, irregular edges, surface crazing, and occasional pits or chips that may expose the clay body beneath the glaze. These are hallmarks of a centuries-old craft, not defects. Samples are a general representation and may not exactly match your full order. Likewise, additions placed after the initial purchase may vary slightly due to differences between production batches.

Required Materials

- Mapei Keraflex or similar high-quality flexible cement-based adhesive
- Notched trowel
- Bubble level
- Rubber grout float
- Mapei Ultracolor Plus FA grout (for glazed Zellige)
  - For Raw Terracotta: Mapei Fieocolor CQ grout and 511 Porous Plus sealer
- Sponge and clean water
- Water-cooled diamond tile cutter (wet saw)
- Tile spacers (optional)

IMPORTANT: Safety First!

Zellige tiles have sharp, handcrafted edges. Always wear protective gloves and safety goggles when handling or cutting tiles. Use a wet saw with a diamond blade for smooth, clean cuts and reduced dust. Ensure your workspace is well-ventilated when applying adhesives or sealers, and keep the area dry and free of hazards.

[How to Install Zellige Tiles: A Comprehensive Guide by Zellige Home]

Learn the essential steps for a successful Zellige tile installation with this comprehensive guide from Zellige Home. Covers materials, preparation, installation techniques, and maintenance for authentic Moroccan tiles.

lang:en score:34 filesize: 255.67 K page_count: 2 document date: 2025-05-12



Grout Troubleshooting Guide

MAPEI

[pdf] Troubleshooting Guide Reference Guide Documentation Guide

grout troubleshooting guide cdnmedia mapei docs librariesprovider10 line technical documentation documents sfvrsn 376da9bf 0 |||

Grout Troubleshooting Guide TABLE OF CONTENTS Cement Grout Symptom 1-2Grout discoloration 3 Efflorescence 4 Tile discoloration 5 Grout cracking 6 Grout with pinholes 6 Powdery grout in the joints Ready-to-Use RTU Grout Symptom 7-8 Grout discoloration 9 Efflorescence 9 Tile disc...

lang:en score:34 filesize: 1.11 M page_count: 24 document date: 2016-10-24



MAPEI

Safety Data Sheet
ULTRACOLOR PLUS FA
Safety Data Sheet dated: 4/25/2016 - version 2
Date of first edition: 2/9/2016

1. IDENTIFICATION
Product identifier
Mixture identification :
Trade name: ULTRACOLOR PLUS FA
Recommended use of the chemical and restrictions on use
Recommended use: Ready-mixed cement grout powder
Restrictions on use: N.A.
Name, address, and telephone number of the chemical manufacturer, importer, or other responsible party
Company: MAPEI CORP. (USA and Puerto Rico)
1144 East Newport Center Drive
33442 - Deerfield Beach - FL - USA
Phone: 954-246-8888
Emergency 24 hour number:
(USA) CHEMTREC 1-800-424-9300
(Canada) CANUTEC 1-613-996-6666

2. HAZARD(S) IDENTIFICATION
Classification of the chemical

Carc. 1A	May cause cancer if inhaled.
STOT RE 1	Causes damage to organs through prolonged or repeated exposure if inhaled.

Label elements
Symbols:
Danger

Code	Description
H350.A	May cause cancer if inhaled.
H372.A	Causes damage to organs through prolonged or repeated exposure if inhaled.

Code	Description
P201	Obtain special instructions before use.
P202	Do not handle until all safety precautions have been read and understood.
P260.D	Do not breathe dust.
P264.1	Wash hands thoroughly after handling.
P270	Do not eat, drink or smoke when using this product.
P280	Wear protective gloves/protective clothing/eye protection/face protection.
P308+P313	IF exposed or concerned: Get medical advice/attention.
P314	Get medical advice/attention if you feel unwell.
P405	Store locked up.
P501.A	Dispose of contents/container in accordance with applicable regulations.

Ingredient(s) with unknown acute toxicity:
None
Hazards not otherwise classified identified during the classification process:
None

3. COMPOSITION/INFORMATION ON INGREDIENTS
Substances
N.A.

Date: 4/25/2016 Production Name ULTRACOLOR PLUS FA Pages: 1 of 8

[pdf] Instructions Datasheet Safety Datasheet Catalog Label

Ultracolor Plus FA 35 Navajo Brown 10 lb Grout SDS Mapei 6BU003505 093994035059 0093994035059 1003913279 f3544451 2006 4b18 b54f 1453fbccde6c images thdstatic catalog Images f3 |||

Safety Data Sheet **ULTRACOLOR PLUS FA** Safety Data Sheet dated: 4/25/2016 - version 2 Date of first edition: 2/9/2016 1. IDENTIFICATION Product identifier Mixture identification: Trade name: **ULTRACOLOR PLUS FA** Recommended use of the chemical and restrictions on use Recommended use: Ready-mixed cement ...

lang:en score:33 filesize: 220.75 K page_count: 8 document date: 2016-04-25



MAPEI

Safety Data Sheet
ULTRACOLOR PLUS FA
Safety Data Sheet dated: 10/05/2020 - version 7
Date of first edition: 02/09/2016

1. IDENTIFICATION
Product identifier
Mixture identification:
Trade name: ULTRACOLOR PLUS FA
Recommended use of the chemical and restrictions on use
Recommended use: Cementitious grout
Restrictions on use: N.A.
Name, address, and telephone number of the chemical manufacturer, importer, or other responsible party
Company: MAPEI CORP. (USA and Puerto Rico)
1144 East Newport Center Drive
33442 - Deerfield Beach - FL - USA
Phone: 954-246-8888
Emergency 24 hour numbers:
(USA) CHEMTREC 1-800-424-9300
(Canada) CANUTEC 1-613-996-6666

2. HAZARD(S) IDENTIFICATION

Classification of the chemical

Carc. 1A	May cause cancer if inhaled.
Repr. 1B	May damage fertility or the unborn child if inhaled or swallowed.
STOT RE 1	Causes damage to organs through prolonged or repeated exposure if inhaled.

Label elements
Pictograms and Signal Words
Danger
Hazard statements:

H350	May cause cancer if inhaled.
H360	May damage fertility or the unborn child if inhaled or swallowed.
H372	Causes damage to organs through prolonged or repeated exposure if inhaled.

Precautionary statements:

P201	Obtain special instructions before use.
P202	Do not handle until all safety precautions have been read and understood.
P260	Do not breathe dust.
P264	Wash skin thoroughly after handling.
P270	Do not eat, drink or smoke when using this product.
P280	Wear protective gloves/protective clothing/eye protection/face protection.
P308+P313	IF exposed or concerned: Get medical advice/attention.
P314	Get medical advice/attention if you feel unwell.
P405	Store locked up.
P501	Dispose of contents/container in accordance with applicable regulations.

Ingredient(s) with unknown acute toxicity:
None
Hazards not otherwise classified identified during the classification process:

Date: 10/5/2020 Production Name: ULTRACOLOR PLUS FA Pages: 1 of 8

[pdf] Datasheet Safety Datasheet Catalog Label

Ultracolor Plus FA 47 Charcoal 10 lb Grout SDS Mapei 6BU504705 093994047052 0093994047052 1003913300 614202c0 9759 4244 b070 1b4650455af6 images thdstatic catalog Images 61 |||

Safety Data Sheet **ULTRACOLOR PLUS FA** Safety Data Sheet dated: 10/05/2020 - version 7 Date of first edition: 02/09/2016 1. IDENTIFICATION Product identifier Mixture identification: Trade name: **ULTRACOLOR PLUS FA** Recommended use of the chemical and restrictions on use Recommended use: Cementitious gro...

lang:en score:33 filesize: 164.11 K page_count: 8 document date: 2020-10-05

[pdf] Installation Guide Guide Catalog

Keracolor 10 lb Avalanche Unsanded Grout Installation Guide Mapei 5UH503805 093994838100 0093994838100 784236 d7de2839 28d2 4816 bd69 5c428fd68c8a images thdstatic catalog Images d7 |||

Unsanded Grout Version: Sept. 20, 2017 Keracolor U Premium Unsanded Grout with Polymer DESCRIPTION Keracolor U Unsanded Grout is a premium-grade, preblended, polymermodified unsanded Portland-cement tile grout that requires only the addition of water for mixing. It will grout joints from 1/16 to 1...

lang:en score:33 filesize: 860.59 K page_count: 6 document date: 2017-09-20



[pdf] Installation Guide Instructions

TERRAIN 1 Alternative mortar Ardex X5 Medium Bed Mortar or Mapei Ultraflex LFT 2 grout Flexcolor CQ Ultracolor Plus FA v 0 cdn accentuate io 73032761505 1608847444332

TERRAIN Inspired by the topographical contours of undulating land, Terraineo has three distinct leve ... Ardex X5 Medium Bed Mortar or Mapei Ultraflex LFT 2 Alternative grout: Mapei Flexcolor CQ or Mapei Ultracolor Plus FA 3 Maintain tile orientation and half drop 4 Layout for overview of material befor...

lang:en score:33 filesize: 2.4 M page_count: 2 document date: 2020-02-24

[pdf]

SpécificationCoulis Ultracolor plus fa Céramique I EntrepôtUltracolor FR ca Fiche techniquecdn shopify s files 1 0574 4128 8280 technique v 1725640391 |||

Ultracolor Plus FA Coulis tout-en-un prise rapide pour remplacement de coulis avec ou sans sable DESCRIPTION Ultracolor Plus FA avec la technologie DropEffectMC et une compensation totale des missions de CO2 au cours du cycle de vie est un coulis sans efflorescence, sans retrait, de couleur unif...

lang:fr score:33 filesize: 5.67 M page_count: 10 document date: 0000-00-00

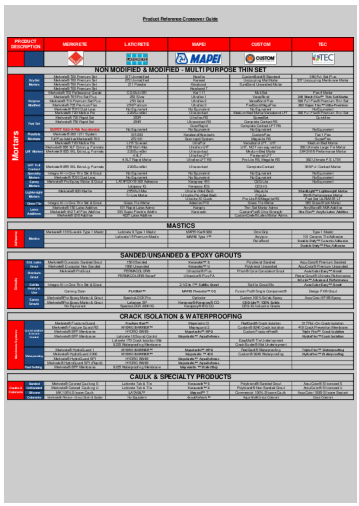

[pdf] Reference Guide Guide

Tom Carroll Merkrete Cross Reference Guide 1 MAPEI CUSTOM TEC Merkrete® 700 Premium Set 317 Unmodified Keraflor Pro Epoxy Mortar Grout Prism® Color Consistent cdn hibuwebsites 6322972464b842ff9ff52d7a7e8e49f5 files uploaded |||

Product Reference Crossover Guide PRODUCT DESCRIPTION MERKRETE LATICRETE MAPEI CUSTOM TEC Mor ... 500 Sanded 1600 Unsanded PERMACOLOR PERMACOLOR Select* KeracolorTM S KeracolorTM U Ultracolor Plus Ultracolor Plus FA Polyblend Sanded Polyblend Unsanded Prism Color Consistent Grout PLASMATM Spect...

lang:en score:32 filesize: 115.68 K page_count: 1 document date: 2021-02-16

[pdf]

Ultracolor Plus FA 2023 11 14 — with DropEffect technology and CO emissions fully offset in the product s life cycle is an ultra premium ne aggregate fast setting 65735776 lowes productdocuments 0eb0414b a76e 4e4a 8b00 4503f95478fa |||

Ultracolor Plus FA Rapid-Setting, All-in-One Grout Replacement for Sanded and Unsanded Grouts DESCRIPTION Ultracolor Plus FA with DropEffectTM technology and CO2 emissions fully offset in the product s life cycle is an ultra premium, fine-aggregate, fast-setting, polymer-modified, color-consist...

lang:en score:32 filesize: 5.65 M page_count: 10 document date: 0000-00-00

[pdf] Installation Guide Guide Catalog

Keracolor 10 lb Bone Unsanded Grout Installation Guide Mapei 5UH501505 093994815101 0093994815101 302615 2ecf104a a128 4158 9624 4b14d026eaca images thdstatic catalog Images 2e |||

Unsanded Grout Versin: Sep. 28, 2017 Keracolor U Lechada sin arena de calidad superior y con polmero TM DESCRIPCIN Keracolor U Unsanded Grout es una lechada de calidad superior, premezclada, de cemento Portland sin arena, modificada con polmeros para losetas, que solamente requiere de agregar agua...

lang:es score:32 filesize: 904.59 K page_count: 6 document date: 2017-09-28

[pdf] Instructions

Microsoft Word Zellige Installation Instructions ENGLISH docx Tile Application and InstallationZELLIGE TILE INSTALLATIONZellige 2020 04 10cdn shopify s files 1 0864 9418 3738 10 v 1727462081 |||

ZELLIGE TILE APPLICATION AND INSTALLATION About Zellige Zellige is a traditional Moroccan tile handc ... ther snap with a tile cutter or slice with a wet diamond blade Grout Grout glazed tiles with Mapei Ultracolor Plus FA and Unglazed Natural tiles with Mapei Flexcolor CQ - Grout will also fill pits, c...

lang:en score:32 filesize: 129.13 K page_count: 2 document date: 2020-04-09

[pdf] Instructions

Microsoft Word Zellige Installation Instructions Spanish docx Aplicación e Instalación de Azulejos ZelligeZELLIGE TILE INSTALLATIONZellige 2020 04 10cdn shopify s files 1 0864 9418 3738 10 v 1727462092 |||

APLICACIN E INSTALACIN DE LOS AZULEJOS ZELLIGE Acerca de Zellige El Zellige es un azulejo tradiciona ... de azulejos o con una cuchilla de diamante hmeda Lechada: Enleche los azulejos esmaltados con Mapei Ultracolor Plus FA y los azulejos naturales no esmaltados con Mapei Flexcolor CQ - La lechada tambin...

lang:es score:31 filesize: 128.47 K page_count: 2 document date: 2020-04-10

[pdf] User Manual

MAPEI 2855905 Installation Manual Radiant Mapeheat 54 sq ft 093994012012 61113526 lowes productdocuments 4b3c2c36 184c 45cd bc85 3149199be99d |||

Version: May 11, 2022 Mapeheat TM Membrane Lightweight Uncoupling, CrackIsolation and Waterproofing Membrane for Electrical Floor Heating DESCRIPTION Mapeheat Membrane is a lightweight uncoupling, crack-isolation and waterproofing membrane that also provides vapor management and load support. Thi...

lang:en score:30 filesize: 922.52 K page_count: 6 document date: 2022-05-11

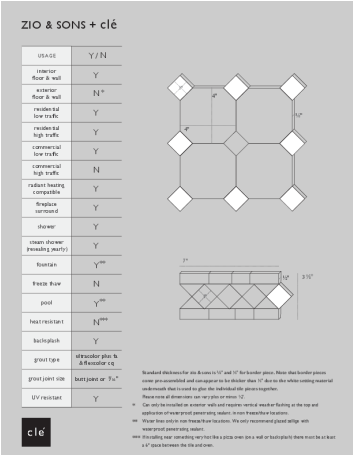

ZIO & SONS + clé

USAGE	Y/N
interior floor & wall	Y
exterior floor & wall	N*
residential low traffic	Y
residential high traffic	Y
commercial low traffic	Y
commercial high traffic	N
radiant heating compatible	Y
fireplace surround	Y
shower	Y
steam shower (revealing yearly)	Y
fountain	Y**
freeze thaw	N
pool	Y**
heat resistant	N***
backsplash	Y
grout type	ultracolor plus fa & flexcolor cq
grout joint size	best joint or 3/16"
UV resistant	Y

Standard thickness for zio & sons is 1/2" and 3/4" for border pieces. Never that border pieces come pre-assembled and can appear to be thicker than 1/2" due to the white setting material underneath that is used to glue the individual tile pieces together.
Please note all dimensions can vary plus or minus 1/2 .

* Can only be installed on exterior walls and requires vertical weather flashing at the top and application of waterproof penetrating sealant. In non freeze thaw locations.
** Water lines only in non freeze thaw locations. We only recommend glazed zellige with waterproof penetrating sealant.
*** Ifin a rolling wear something very hot like a pizza oven (on a wall or backsplash) there must be at least a 6" space between the tile and oven.

[pdf] Installation Guide Instructions Dimension Guide

ZIO SONS clé completed and maintained correctly see manufacturer 39 s instructions then you can proceed WITH CAUTION If comply with all of the above understand that without sealant your install won t hold up—then it up to installing this tile in a freeze thaw location 08 04 20 Homeowners zio sons Resource 080420 f hubspotusercontent40 net hubfs 169240 Downloads

ZIO SONS cl USAGE interior floor wall exterior floor wall residential low traffic residenti ... ealant tech support on the waterproofing of the tiles. GROUT GUIDELINES cl ONLY recommends Mapei Ultracolor Plus FA grout for glazed zellige and Mapei Flexcolor CQ for natural zellige. Ultracolor P...

lang:en score:30 filesize: 127.08 K page_count: 6 document date: 2020-08-04



clé GUILD NEW CALIFORNIA

USAGE	Y/N
interior floor & wall	Y
exterior floor & wall	N*
residential low traffic	Y
residential high traffic	N
commercial low traffic	N
commercial high traffic	N
radiant heating compatible	Y
fireplace surround	Y
shower	Y
steam shower (revealing yearly)	Y
fountain	Y**
freeze thaw	Y
pool	Y**
heat resistant	Y
backsplash	Y
grout type	ultracolor plus fa
grout joint size	3/16"
UV resistant	Y

Standard thickness for New California is 1/2". Please note thickness can vary plus or minus 1/4".

* Can only be installed on exterior walls and requires vertical weather flashing at the top and application of waterproof penetrating sealant.
** Water lines only in non freeze thaw locations, with application of waterproofy enetrating sealant.

[pdf] Instructions

Standard thickness for New California is ½ PLEASE FOLLOW ALL MIRACLE SEALANT INSTRUCTIONS FOR BEST RESULTS as well MAINTENANCE UPKEEP RECOMMENDATIONS * HINT if water or oil does not bead up on the grout lines then sealant was applied properly 06 23 20 Homeowner s clé guild Resource 062320 f hubspotusercontent40 net hubfs 169240

cl GUILD NEW CALIFORNIA USAGE Y/N interior floor wall Y exterior floor wall N* residentia ... herringbone pattern. GROUT GUIDELINES MAINTENANCE SEALING GUIDELINES cl ONLY recommends Mapei Ultracolor Plus FA grout for glazed brick installations. Use of any other grout types can result in ...

lang:en score:30 filesize: 101.59 K page_count: 4 document date: 2020-06-23



Version: November 9, 2022

MAPEI

Mapeguard UM

Underlayment Membrane for Ceramic Tile and Stone

DESCRIPTION

Mapeguard UM is a premium-performance, lightweight waterproofing and vapor-pressure-equalizing underlayment membrane that provides crack suppression for use under ceramic tile and stone installations, for both residential and commercial applications. It is designed to perform over challenging substrates, such as: young concrete and single-layer 3/4" (19 mm) plywood subfloors with joist spacing of up to 19.2" (48 cm) on center or up to 24" (61 cm) on center with double-layer plywood subfloors. The unique engineered fc-layered design of Mapeguard UM absorbs lateral stress from the substrate without transferring this force to the tile or stone, which maintains exceptional bonds.

FEATURES AND BENEFITS

- Prevents transmission of in-plane substrate cracks up to 1/8" (3 mm)
- Recommended for use with polymer-modified mortars
- FastTack Ready® Approved for use over young (green) concrete and mortar beds
- Time-saving: Embed membrane then install tile immediately
- Engineered cavity design allows easy single-pass filling of surface core with less mortar
- Uncoupling waterproofing and water vapor membrane up to 25 lbs. (11.3 kg) of lifting force; 100% relative humidity (RH)
- Compression-resistant core support rolling loads
- Approved for radiant heating applications
- Light green, translucent color shows mortar coverage under membrane
- Reduced "roll memory" and unique tri-layer construction keep membrane flat
- Lightweight for easy handling and fast installation
- Easy to cut with standard utility knife
- Chalk and laser lines easily visible on surface
- Mortar does not stick to top layer, making it ideal for use with mortar

INDUSTRY STANDARDS AND APPROVALS

- ASTM C627 (Robinson): Extra Heavy Rolling. See "Product Performance Properties" chart below.
- ANSI Exceeds A118.10 Waterproofing Membrane for Thin-Set Ceramic Tile
- ANSI A118.12, Section 5.5.3 – Achieves bond strength of 100 psi (0.34 MPa) in grades A7 days per test method.
- ANSI A118.12, Section 5.2.3 – Passes Point load resistance after 28-day cure.

WHERE TO USE

- Residential (homes, apartments and condominiums) and commercial (office buildings, restaurants, galleries and malls) floors, both interior and exterior.
- Use as a replacement for current backer board on plywood or oriented strand board (OSB) floors.
- Use for renovating older floors to address existing in-plane cracks in the subfloor.
- Use to isolate stresses beneath the flooring associated with expansion and contraction of substrate materials.

[pdf] User Manual Installation Guide

MAPEI 2850430 HowTo Manual Radiant Mapeheat 323 sq ft 093994103956 61177905 lowes productdocuments 1ed5adc2 6e16 47f8 9f10 e29e20989f99 |||

Version: November 9, 2022 MapeguaUrMd Underlayment Membrane for Ceramic Tile and Stone DESCRIPTION Mapeguard UM is a premium-performance, lightweight, waterproofing and vaporpressure-equalizing underlayment membrane that provides crack suppression for use under ceramic tile and stone installations...

lang:en score:29 filesize: 886.66 K page_count: 6 document date: 2022-11-09

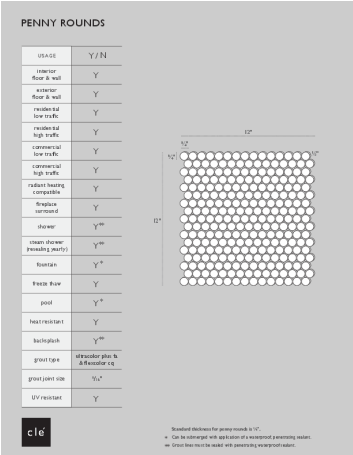

PENNY ROUNDS

USAGE	Y / N
interior floor & wall	Y
exterior floor & wall	Y
residential low traffic	Y
residential high traffic	Y
commercial low traffic	Y
commercial high traffic	Y
radiant heating compatible	Y
fireplace surround	Y
shower	Y**
steam shower (revealing yearly)	Y**
fountain	Y *
freeze thaw	Y
pool	Y *
heat resistant	Y
backsplash	Y**
grout type	ultracolor plus fa & flexcolor cq
grout joint size	1/16"
UV resistant	Y

cle

Standard thickness for penny rounds is 1/2".
* Can be submerged with application of a waterproof & penetrating sealant.
** Grout lines must be sealed with penetrating waterproof sealant.

[pdf] Instructions

PENNY ROUNDS PLEASE FOLLOW ALL MIRACLE SEALANT INSTRUCTIONS FOR BEST RESULTS as well MAINTENANCE UPKEEP RECOMMENDATIONS * HINT if water or oil does not bead up on the grout lines then sealant was applied properly SEALING GUIDELINES Penny rounds require minimal maintenance Mild pH neutral soaps and a CLEANING Homeowners Rounds Resource 111820 1 f hubspotusercontent40 net hubfs 169240

PENNY ROUNDS USAGE interior floor wall exterior floor wall residential low traffic residential ... cl s warranty. GROUT GUIDELINES MAINTENANCE SEALING GUIDELINES cl recommends the use of Mapei Ultracolor Plus FA grout for gloss subway and Mapei Flexcolor CQ for matte subway. Penny rounds come...

lang:en score:29 filesize: 170.09 K page_count: 4 document date: 2020-11-18

MAPEI

Keracolor S Sanded Grout

Premium Sanded Grout with Polymer

DESCRIPTION

FEATURES AND BENEFITS

INDUSTRY STANDARDS AND APPROVALS

WHERE TO USE

LIMITATIONS

SURFACE PREPARATION

[pdf] User Manual

MAPEI 5UJ503511 Installation Manual Keracolor Sanded 25 lb Navajo Brown Grout 093994235251 08171316 lowes productdocuments eb761401 d235 442b 9dd5 a4bd411e098b |||

Version: September 21, 2021 SKearancodloerdS Grout Premium Sanded Grout with Polymer DESCRIPTION Keracolor S Sanded Grout is a premium-grade, pre-blended, polymer-modified sanded Portland-cement tile grout that requires only the addition of water for mixing. It will grout joints from 1/8 to 5/8 ...

lang:en score:29 filesize: 912.01 K page_count: 6 document date: 2021-09-21