

Coaster Fine Furniture 460359

Coaster Fine Furniture Chapman Wood Bunk Bed (Model 460359) Instruction Manual

Full Over Full Size, Black Finish

1. INTRODUCTION

This instruction manual provides essential information for the assembly, safe usage, and maintenance of your Coaster Fine Furniture Chapman Wood Bunk Bed, Model 460359. This full-over-full bunk bed is crafted from solid pine with a black finish, designed to maximize space while providing a comfortable sleeping area. Please read this manual thoroughly before assembly and use to ensure proper setup and safety.



Image 1.1: Assembled Coaster Fine Furniture Chapman Wood Bunk Bed in Black.

2. SAFETY INFORMATION

Your safety is paramount. Please adhere to the following guidelines:

- **Adult Assembly Required:** This product requires adult assembly. Ensure all parts are correctly installed before use.
- **Guardrails:** The top bunk is equipped with side guardrails for user safety. Ensure they are always securely in place.
- **Ladder Use:** Use the built-in ladder for accessing the top bunk. Do not jump on or off the bunk bed.
- **Weight Limits:** Do not exceed the recommended weight limits for each bunk. (Specific weight limits are not provided in the product data, refer to the full PDF manual for details).
- **Mattress Size:** Use only mattresses of the specified size to ensure proper fit and safety with guardrails.
- **Ventilation:** Ensure adequate ventilation around the bed.
- **Proposition 65 Warning:** This product can expose you to chemicals including Formaldehyde, which is known to the State of California to cause cancer. For more information go to www.P65Warnings.ca.gov.

3. PACKAGE CONTENTS

Before beginning assembly, verify that all components are present and undamaged. The package includes:

- One (1) Full Over Full Bunk Bed Frame

- Headboard components
- Footboard components
- Guardrails for the top bunk
- Built-in Ladder
- Slat kit for mattress support
- All necessary hardware for assembly

If any parts are missing or damaged, please contact Coaster Fine Furniture customer support immediately.

4. SETUP AND ASSEMBLY INSTRUCTIONS

Assembly of the Coaster Fine Furniture Chapman Wood Bunk Bed is required. For detailed, step-by-step instructions, please refer to the official installation manual provided by the manufacturer. A digital version can be accessed via the following link:

[Download Installation Manual \(PDF\)](#)

General Assembly Steps:

1. Unpack all components and lay them out on a clean, soft surface to prevent scratches.
2. Identify all hardware and components using the parts list in the manual.
3. Assemble the headboards and footboards for both the upper and lower bunks.
4. Attach the side rails to form the bed frames.
5. Install the slat kits for mattress support on both bunks.
6. Securely attach the guardrails to the top bunk.
7. Install the built-in ladder.
8. Ensure all connections are tightened securely before use.

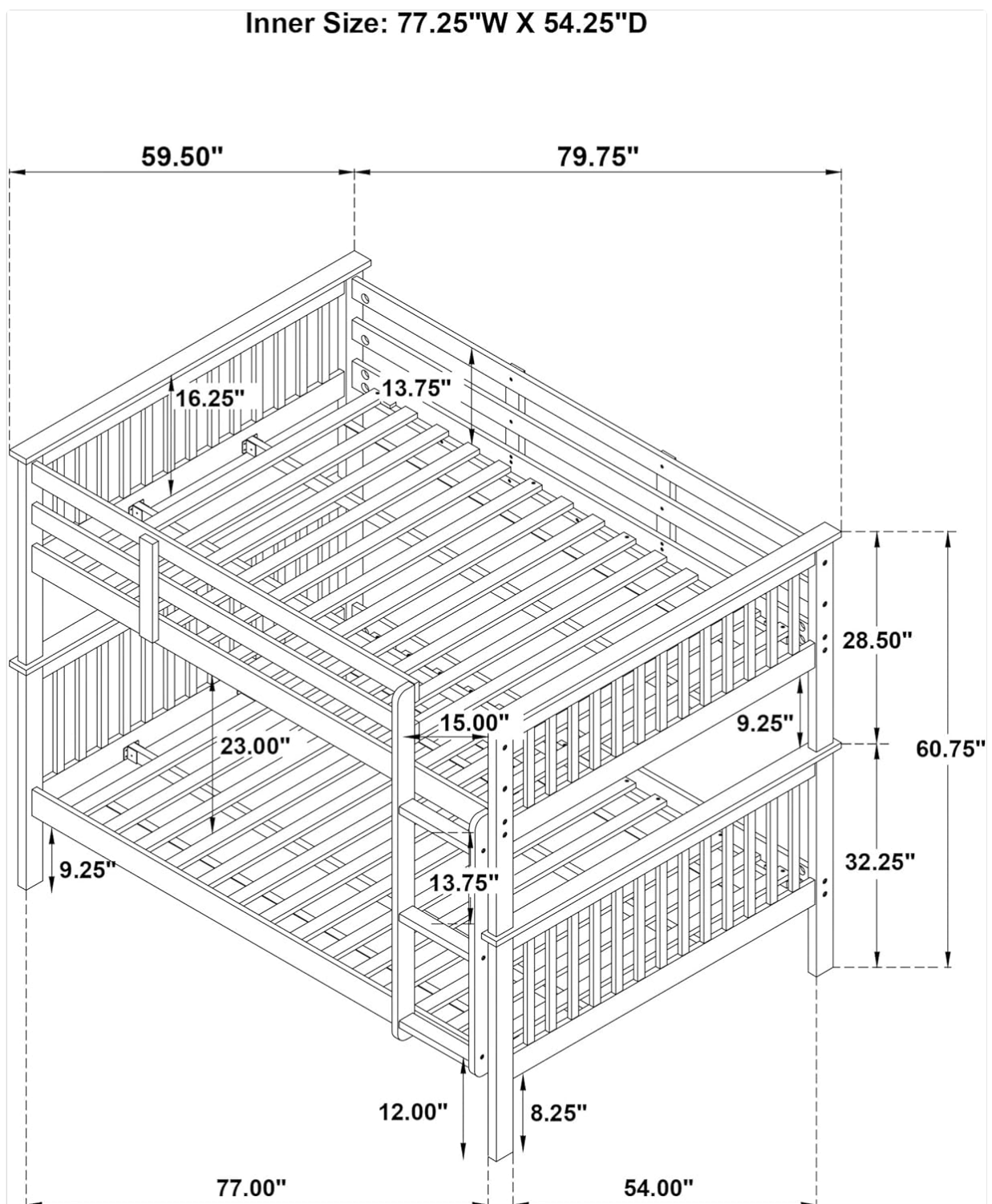


Image 4.1: Dimensional diagram illustrating the bunk bed's measurements and structure.

This bunk bed is designed to be convertible, meaning it can be separated into two individual full-size beds if desired. Refer to the detailed PDF manual for instructions on converting the bunk bed.



Image 4.2: The Chapman bunk bed can be configured as two individual full-size beds.

5. OPERATING INSTRUCTIONS (USAGE)

The Coaster Fine Furniture Chapman Wood Bunk Bed is designed for use by children, providing a space-saving solution for bedrooms.

- **Mattress Placement:** Place full-size mattresses on both the upper and lower bunks. Ensure the mattress on the top bunk does not exceed the height of the guardrails.
- **Ladder Access:** Always use the built-in ladder to access the top bunk. Ensure the ladder is stable before climbing.
- **Guardrail Functionality:** The guardrails on the top bunk are crucial for preventing falls. Regularly check that they are securely fastened.
- **General Use:** Avoid rough play on or around the bunk bed. Do not hang items from the bed frame or guardrails that could pose a strangulation hazard.



Image 5.1: The Chapman bunk bed integrated into a child's bedroom environment.

6. MAINTENANCE

Proper care will extend the life and appearance of your bunk bed:

- **Cleaning:** Clean the wood surfaces using a damp cloth. Avoid using strong chemicals, abrasive cleaners, or polishes that may damage the finish.
- **Hardware Check:** Periodically check all bolts, screws, and fasteners to ensure they are tight. Retighten as necessary to maintain structural integrity.
- **Wood Care:** Protect the wood from direct sunlight and extreme temperature changes to prevent warping or fading.

7. TROUBLESHOOTING

If you encounter issues with your bunk bed, consider the following:

- **Squeaking Noises:** Squeaking often indicates loose hardware. Re-tighten all bolts and screws. Ensure the bed is on a level surface.
- **Instability:** If the bed feels unstable, check that all connections are fully secured and that the bed is assembled according to the manual. Verify that all components are correctly oriented.
- **Missing Parts:** If you discover missing parts during assembly, do not proceed. Contact Coaster Fine Furniture customer support for assistance.

8. SPECIFICATIONS







| Feature | Detail |
|--------------------------------|---|
| Model Number | 460359 |
| Brand | Coaster Fine Furniture |
| Size | Full Over Full |
| Color | Black |
| Product Dimensions (L x W x H) | 79.75"L x 59.5"W x 60.75"H |
| Item Weight | 165.3 pounds |
| Material | Solid Pine Wood |
| Special Features | Built-in Ladder, Convertible (into two separate beds) |
| Assembly Required | Yes |
| Age Range (Description) | Child |

9. WARRANTY AND SUPPORT

Warranty: This product comes with a 1-year limited warranty. Please retain your proof of purchase for warranty claims.

Customer Support: For further assistance, missing parts, or warranty inquiries, please contact Coaster Fine Furniture customer service. You can also visit the official Coaster Fine Furniture store on Amazon for more information and contact options:

[Visit Coaster Fine Furniture Store](#)

| | |
|---|---|
|  | <p>Coaster Fine Furniture 460365BLK Twin/Full Bunk Bed Assembly Instructions</p> <p>Comprehensive assembly instructions for the Coaster Fine Furniture 460365BLK Twin/Full Bunk Bed, detailing parts identification, hardware, step-by-step assembly, safety guidelines, and mattress size recommendations.</p> |
|  | <p>Coaster Fine Furniture 460209WHT Full/Twin Workstation Bunk Bed Assembly Instructions</p> <p>Detailed assembly instructions for the Coaster Fine Furniture 460209WHT Full/Twin Workstation Bunk Bed. Includes parts identification, hardware list, step-by-step assembly guidance, and safety warnings.</p> |
|  | <p>Coaster Fine Furniture 460209BLK Full/Twin Workstation Bunk Bed Assembly Instructions</p> <p>Detailed assembly instructions for the Coaster Fine Furniture 460209BLK Full/Twin Workstation Bunk Bed, including parts identification, hardware list, step-by-step guidance, safety warnings, and mattress size recommendations.</p> |
|  | <p>Coaster Fine Furniture 460365WHT Twin/Full Bunk Bed Assembly Instructions</p> <p>Detailed assembly instructions, parts identification, hardware list, and safety warnings for the Coaster Fine Furniture 460365WHT Twin/Full Bunk Bed. Includes step-by-step guidance and mattress size information.</p> |
|  | <p>Coaster Fine Furniture 2256W Twin/Twin Bunk Bed Assembly Instructions</p> <p>Detailed assembly instructions for the Coaster Fine Furniture 2256W Twin/Twin Bunk Bed, including parts identification, hardware list, safety warnings, and product dimensions. Ensure safe assembly and use of the bunk bed.</p> |
|  | <p>Coaster Fine Furniture 460361WHT Twin Twin Bunk Bed Assembly Instructions</p> <p>Comprehensive assembly guide for the Coaster Fine Furniture 460361WHT Twin Twin Bunk Bed. Includes detailed steps, parts and hardware identification, safety warnings, mattress size recommendations, and dimensions.</p> |