

PSB M4U 8

PSB M4U 8 Wireless Active Noise Cancelling HD Bluetooth Headphones User Manual

INTRODUCTION

The PSB M4U 8 over-ear headphones are designed to deliver a high-quality audio experience with advanced features. They offer wireless connectivity via Bluetooth aptX HD, active noise cancellation, and multiple operating modes to suit various listening environments. Engineered for comfort during extended use, these headphones provide clear, detailed sound.



Image: Front view of the PSB M4U 8 Wireless Active Noise Cancelling HD Bluetooth Headphones in black.

WHAT'S IN THE BOX

- PSB M4U 8 Wireless Active Noise Cancelling Headphones
- Travel Case
- Rechargeable Batteries (AAA)
- Airplane Adaptor
- Stereo Adaptor
- Replaceable Ear Pads
- 3.5mm Analogue Cable
- Micro USB Charging Cable

PRODUCT OVERVIEW

Key Features

- Wireless amplified, tri-mode, closed-back design
- Bluetooth HD wireless connection with aptX and NFC for automatic connection
- Active Noise Cancelling (ANC) Mode with RoomFeel technology
- Active Mode with RoomFeel technology
- Four microphones for effective noise cancellation and 'listen-through' mode
- Two-way adjustable, gyro-suspended ear pads for optimal ergonomics and comfort
- Expandable headband for a customized fit
- Up to 15 hours of battery life in Bluetooth or Active modes
- Passive Mode operation available without battery power
- 24-bit high-definition audio processing
- 10-meter wireless range
- On-ear controls for music playback and call management

Visual Guide



Image: Front view of the PSB M4U 8 headphones, highlighting the sleek design.



Image: Side view of the PSB M4U 8 headphones, showing the ear cup and headband.



Image: Back view of the PSB M4U 8 headphones, illustrating the overall structure.



Image: PSB M4U 8 headphones resting on a surface, demonstrating their compact form.

SETUP

Charging the Headphones

The PSB M4U 8 headphones are powered by rechargeable AAA batteries (included). To charge, connect the supplied Micro USB Charging Cable to the headphone's USB port and to a power source (e.g., computer USB port, USB wall adapter). The LED indicator will show charging status.

Bluetooth Pairing

1. Ensure the headphones are powered off.
2. Press and hold the power button until the LED indicator flashes blue and red, indicating pairing mode.
3. On your device (smartphone, tablet, computer), enable Bluetooth and search for available devices.
4. Select "PSB M4U 8" from the list of devices.
5. Once connected, the LED indicator will turn solid blue.

NFC Pairing (if supported by your device)

For devices with NFC, simply tap your device against the NFC area on the headphone's ear cup to initiate automatic pairing.

Wired Connection

To use the headphones with a wired connection, connect the 3.5mm Analogue Cable to the headphone's audio jack and to your audio source. This allows for listening even if the batteries are depleted (Passive Mode).

OPERATING THE HEADPHONES

Operation Modes

- **Active Noise Cancelling (ANC) Mode:** Reduces ambient noise for an immersive listening experience. Ideal for travel or noisy environments.
- **Active Mode:** Provides amplified sound with RoomFeel technology, enhancing the audio quality without noise cancellation.
- **Passive Mode:** Operates without battery power using the 3.5mm audio cable. No amplification or noise cancellation is active in this mode.
- **Listen-Through Mode:** Utilizes the built-in microphones to allow you to hear your surroundings without removing the headphones. This is useful for announcements or brief conversations.

Controls

The headphones feature intuitive on-ear controls for managing music playback, volume, and phone calls. Refer to the specific button layout on your headphones for detailed functions (e.g., play/pause, track skip, volume up/down, answer/end call).

Making and Receiving Calls

When connected via Bluetooth, you can answer incoming calls by pressing the designated call button on the headphones. Use the built-in microphone for hands-free communication. Press the button again to end the call.

MAINTENANCE

- Clean the headphones regularly with a soft, dry cloth.
- Avoid exposing the headphones to extreme temperatures, moisture, or direct sunlight.
- Store the headphones in the provided travel case when not in use to protect them from damage.
- The ear pads are replaceable; follow instructions for proper removal and installation if replacement is needed.

TROUBLESHOOTING

- **No Power:** Ensure batteries are charged. If using wired, check cable connection.
- **No Sound:** Check volume levels on both headphones and connected device. Ensure proper Bluetooth pairing or wired connection.
- **Bluetooth Disconnection:** Ensure headphones are within the 10-meter wireless range. Re-pair if necessary.
- **Poor Sound Quality:** Check audio source quality. Ensure headphones are in the desired operating mode (Active, ANC).
- **ANC Not Working:** Ensure ANC mode is activated. Check battery level.

SPECIFICATIONS

Model Name	M4U 8
Noise Control	Active Noise Cancellation
Headphones Jack	3.5 mm Jack

Connectivity Technology	Bluetooth
Wireless Communication Technology	Bluetooth, NFC, aptX
Battery Life	15 Hours (Active/Bluetooth modes)
Audio Driver Type	Dynamic Driver
Bluetooth Range	10 Meters
Earpiece Shape	Over Ear
Impedance	32 Ohm
Item Weight	12 ounces
Product Dimensions	7.88 x 2.88 x 7.88 inches
Material	Plastic

OFFICIAL PRODUCT VIDEO


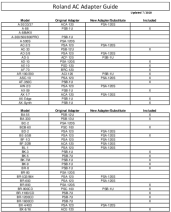
Your browser does not support the video tag.





Video: Official product video demonstrating the features and design of the PSB M4U 8 Wireless Noise Cancelling Headphones. This video provides a visual overview of the product's capabilities and design elements.

WARRANTY AND SUPPORT

For warranty information and customer support, please refer to the documentation included with your product or visit the official PSB website. You can also visit the [PSB Store on Amazon](#) for additional resources.

Related Documents - M4U 8

	<p>PSB M4U TWM True Wireless Micro Planar Earphones Quick Start Guide</p> <p>Get started quickly with the PSB M4U TWM True Wireless Micro Planar Earphones. This guide covers included accessories, setup, pairing, controls, and charging.</p>
	<p>Roland AC Adapter Guide: Find Compatible Power Supplies for Your Gear</p> <p>Comprehensive guide to Roland AC adapters, listing original models and their compatible new/substitute power supply models, including technical specifications for voltage and amperage.</p>

 <p>MONOPRICE SonicSolace™ II Active Noise Cancelling (ANC) Over Ear Headphones User's Manual</p>	<p>Monoprice SonicSolace II Active Noise Cancelling Headphones User Manual</p> <p>User's manual for the Monoprice SonicSolace II Active Noise Cancelling (ANC) Over Ear Headphones (P/N 43239), covering safety, setup, operation, specifications, and regulatory compliance.</p>
 <p>DALI IO-8 MANUAL</p>	<p>DALI IO-8 Headphones: User Manual and Technical Specifications</p> <p>Comprehensive user manual for DALI IO-8 wireless noise-cancelling headphones. Learn about features, connectivity (Bluetooth, USB, Analog), controls, maintenance, and technical specifications.</p>
 <p>DALI IO-8 MANUAL</p>	<p>DALI IO-8 Headphones: User Manual and Technical Specifications</p> <p>This user manual provides detailed information on the DALI IO-8 wireless noise-cancelling headphones, covering setup, features, connection modes (Bluetooth, USB, Analog), controls, maintenance, and comprehensive technical specifications. Learn how to get the best audio experience from your DALI IO-8.</p>
 <p>Quick Start Guide Heavy Active Noise Cancelling Bluetooth Headphones Mpow H19 IPO</p>	<p>Mpow H19 IPO Active Noise Cancelling Bluetooth Headphones Quick Start Guide</p> <p>A comprehensive guide to Mpow H19 IPO Active Noise Cancelling Bluetooth Headphones, covering setup, features, and troubleshooting. Learn how to connect, use noise cancelling, and charge your headphones for optimal performance.</p>