

Umbra 1009489-149

Umbra ShoeDry Multipurpose Drying Mat and Boot Tray

MODEL: 1009489-149

1. Introduction

The Umbra ShoeDry is an innovative solution for managing wet or dirty footwear in your entryway. It combines an ultra-absorbent foam fabric mat with a molded drying rack to elevate shoes, allowing water to drip off and air to circulate. This design promotes faster drying and helps maintain clean, dry floors.

The ShoeDry is designed for convenience, featuring a machine-washable mat and a removable molded rack. When not in use, it folds compactly for easy storage. Its dimensions are approximately 35 inches in length by 13 inches in height, and it can accommodate up to four pairs of shoes.



Image 1: The Umbra ShoeDry drying mat and boot tray, fully unfolded with its integrated shoe racks.

2. Setup

The Umbra ShoeDry requires no assembly. Simply unfold the mat and position it in your desired entryway location. The molded racks are integrated into the mat and can be adjusted or removed as needed for cleaning or storage.



Image 2: The ShoeDry mat in use, demonstrating how shoes are placed on the elevated racks.

3. Operating Instructions

1. **Placement:** Position the unfolded ShoeDry mat in your entryway or any area where wet or dirty shoes are typically removed.
2. **Shoe Placement:** Place wet or muddy shoes directly onto the molded racks. The elevated design allows air to circulate around the footwear, facilitating quicker drying.
3. **Water Absorption:** The super-absorbent foam mat beneath the racks will collect any water or debris that drips from the shoes, preventing it from reaching your floor.
4. **Capacity:** The mat is designed to hold up to four pairs of shoes, depending on their size.

Ideal for any entryway; helps keeps your floors clean and dry



Image 3: The ShoeDry mat positioned in an entryway, effectively collecting drips from footwear.

4. Maintenance

Regular cleaning ensures the longevity and effectiveness of your ShoeDry mat.

- **Mat Cleaning:** The fabric mat is machine washable. Remove the molded racks before washing. Use a gentle cycle with cold water and a mild detergent. Air dry thoroughly.
- **Rack Cleaning:** The molded racks can be wiped clean with a damp cloth and mild soap. Ensure they are dry before reattaching them to the mat.
- **Storage:** When not in use, the ShoeDry mat can be folded compactly for convenient storage.

Easy to clean, machine washable mat



Image 4: The ShoeDry mat, highlighting its machine-washable feature for easy cleaning.

5. Troubleshooting

- **Issue:** Water or mud drips onto the floor despite using the mat.
Solution: Ensure the mat is clean and fully absorbent. If the mat is saturated, it may not absorb additional moisture effectively. Clean the mat as per maintenance instructions. For very muddy shoes, consider wiping off excess mud before placing them on the mat.
- **Issue:** Molded racks appear fragile or break.
Solution: Handle the molded racks with care, especially when removing or reattaching them. While designed for durability, excessive force can cause damage. If a rack is damaged, contact Umbra customer support for potential replacement options.
- **Issue:** Mat does not dry quickly.
Solution: Ensure adequate air circulation around the mat. Avoid placing it in enclosed, unventilated spaces. For optimal drying, ensure shoes are placed on the elevated racks, not directly on the mat surface.

6. Specifications

Product Dimensions	13 x 35.5 x 0.63 inches (33 x 90.2 x 1.6 cm)
Item Weight	12.2 ounces (345.9 grams)
Model Number	1009489-149

Manufacturer	Umbra
Fabric Type	Polyester Blend
Included Components	Shoe Rack (integrated with mat)
Assembly Required	No
Care Instructions	Machine Wash




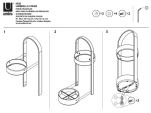
Image 5: Visual representation of the ShoeDry mat's dimensions.


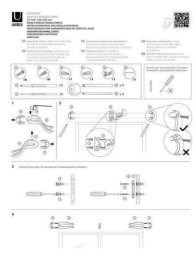
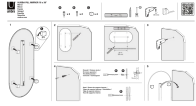
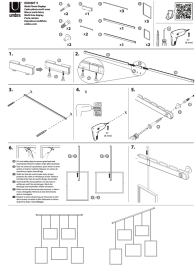
7. Warranty and Support

The Umbra ShoeDry is covered by a **5-year manufacturer's warranty**. This warranty covers defects in materials and workmanship under normal use.

For warranty claims, product support, or additional information, please visit the official Umbra store or contact their customer service directly. You can find more information at the [Umbra Store on Amazon](#).

Related Documents - 1009489-149

	<p>Umbra HUB Umbrella Stand - Assembly Guide and Product Information</p> <p>Learn how to assemble the Umbra HUB Umbrella Stand. Includes dimensions, designer information, and assembly steps for this stylish and functional home accessory.</p>
---	---

	<p>Umbra Hubba Pill Mirror 18 x 62" Installation Guide</p> <p>Step-by-step instructions for installing the Umbra Hubba Pill Mirror (18 x 62 inches), covering both leaning and wall-mounting methods with hardware and measurement details.</p>
	<p>Umbra Midnight Rod Set Installation Guide - 42-120 Inch Adjustable Curtain Rod</p> <p>Comprehensive installation guide for the Umbra Midnight Rod Set. Includes a parts list, step-by-step instructions for mounting brackets, attaching the rod, and securing finials for adjustable curtain rods (42-120 inches).</p>
	<p>Umbra Hubba Pill Mirror 18 x 36" Installation Guide</p> <p>Step-by-step instructions for installing the Umbra Hubba Pill Mirror (18 x 36 inches), including hardware details and mounting surface guidance.</p>
	<p>Umbra 1-Year Limited Manufacturer's Warranty</p> <p>Details of Umbra's 1-Year Limited Manufacturer's Warranty, outlining coverage, exclusions, required documentation for claims, and contact information for warranty activation.</p>
	<p>Umbra Exhibit 5 Multi Photo Display: Assembly Guide & Setup</p> <p>Step-by-step instructions and parts list for assembling the Umbra Exhibit 5 Multi Photo Display. Learn how to mount and hang your frames securely.</p>