

Apple iPad Pro 10.5-inch Wi-Fi

Apple iPad Pro 10.5-inch Wi-Fi (64GB, Gold) User Manual

Model: iPad Pro 10.5-inch Wi-Fi

1. INTRODUCTION

1.1 Product Overview

The Apple iPad Pro 10.5-inch is a versatile tablet featuring a 10.5-inch IPS Retina display. This model offers a larger screen area compared to previous 9.7-inch models, with reduced bezels. It is designed for portability, weighing just over 1 lb, and includes a 12-core GPU for enhanced graphics performance. The display boasts a 2224 x 1668 resolution, 264 pixels per inch (ppi), a 120 Hz refresh rate, and 600 cd/m2 brightness, supporting the P3 color gamut and featuring an anti-reflective coating. It is powered by the Apple A10X Six-Core Fusion chip with an M10 motion coprocessor, enabling desktop-class CPU performance and console-class graphics. This allows for seamless multitasking with iOS features like Picture in Picture, Slide Over, and Split View, as well as demanding tasks such as 4K video editing, 3D model rendering, and complex document creation. The device operates on iOS 11, providing proactive assistance, powerful search, and improved Siri functionalities, alongside robust security features.



Image 1.1: Front view of the Apple iPad Pro 10.5-inch in Gold.

2. KEY FEATURES

- **Display:** 10.5-inch Retina Display with 2224 x 1668 Resolution, Wide Color, and True Tone Display.
- **Processor:** Apple A10X Fusion chip with 64-bit architecture and Embedded M10 coprocessor.
- **Camera:** 12 MP iSight Camera with True Tone Flash and Panorama (up to 63MP).
- **Audio:** Four-Speaker Audio system.
- **Operating System:** iOS 11 (or later, depending on updates).
- **Connectivity:** Wi-Fi (802.11abg, 802.11n) and Bluetooth.
- **Storage:** 64 GB Flash Memory.
- **Battery Life:** Up to 10 hours of average battery life.



Image 2.1: Side view of the iPad Pro, highlighting its slim profile and port locations.

3. SETUP

3.1 Initial Device Activation

1. **Power On:** Press and hold the Power button (located on the top right edge) until the Apple logo appears.
2. **Follow On-Screen Instructions:** The iPad will guide you through the initial setup process, including selecting your language and region.
3. **Connect to Wi-Fi:** Select your Wi-Fi network and enter the password to connect to the internet.
4. **Data & Privacy:** Review the Data & Privacy information.
5. **Touch ID & Passcode:** Set up Touch ID (fingerprint recognition) and create a passcode for security.
6. **Restore or Set Up as New:** You can choose to restore data from an iCloud or iTunes backup, or set up the iPad as a new device.
7. **Apple ID:** Sign in with your Apple ID or create a new one. This is essential for downloading apps, using iCloud, and other Apple services.

8. **Siri & Other Services:** Configure Siri, Location Services, and other features as desired.

3.2 Accessories

Your renewed iPad Pro may come with generic or original accessories. Ensure all included accessories, such as the charging cable and power adapter, are used for optimal performance.



Image 3.1: Example of an iPad Pro with typical accessories including a charging cable and power adapter.

4. OPERATING YOUR iPad Pro

4.1 Basic Navigation

- **Home Button:** Press the Home button once to return to the Home screen. Double-press to open the App Switcher.
- **Touch Screen:** Swipe, tap, pinch, and zoom to navigate through apps and content. The screen is designed to be highly responsive.
- **Control Center:** Swipe down from the top-right corner of the screen to access Control Center, which provides

quick access to settings like Wi-Fi, Bluetooth, brightness, and volume.

- **Notifications:** Swipe down from the top-center of the screen to view notifications.

4.2 Using the Camera

The iPad Pro features a 12 MP iSight Camera. To access the camera, tap the Camera app icon on your Home screen or swipe up from the bottom edge to open Control Center and tap the Camera icon.

4.3 Video Demonstrations

Video 4.1: This video provides an overview of the Apple iPad Pro 10.5-inch, demonstrating its slim design, responsive touch screen, and basic navigation features like the Control Center and Home button functionality.

Video 4.2: This video offers a user's perspective on the Gold Apple iPad Pro 10.5-inch, showcasing its lightweight design, ease of portability, and various functionalities including using it for educational materials and the camera feature.

5. MAINTENANCE AND CARE

- **Cleaning:** Use a soft, lint-free cloth to clean the screen and exterior. Avoid abrasive materials or harsh chemicals.
- **Software Updates:** Regularly check for and install iOS updates to ensure optimal performance, security, and access to the latest features. Go to Settings > General > Software Update.
- **Battery Health:** To maximize battery lifespan, avoid extreme temperatures and keep the iPad charged between 20% and 80% when possible.
- **Storage Management:** Periodically review and manage your storage by deleting unused apps, photos, and videos to maintain performance. Go to Settings > General > iPad Storage.
- **Protection:** Consider using a protective case and screen protector to guard against physical damage.

6. TROUBLESHOOTING

6.1 Common Issues and Solutions

- **Device Unresponsive:** If the iPad is unresponsive, perform a force restart. Press and hold both the Home button and the Top (Sleep/Wake) button simultaneously until you see the Apple logo.
- **Wi-Fi Connectivity Issues:** Ensure Wi-Fi is enabled in Control Center or Settings. Try restarting your Wi-Fi router. If issues persist, go to Settings > General > Transfer or Reset iPad > Reset > Reset Network Settings.
- **Battery Draining Quickly:** Check battery usage in Settings > Battery to identify apps consuming the most power. Reduce screen brightness, disable background app refresh for non-essential apps, and ensure iOS is up to date.
- **Screen Responsiveness:** If the touch screen is not responding accurately, ensure the screen is clean and free of debris. A force restart can often resolve temporary software glitches.
- **Apps Crashing:** Ensure all apps are updated to their latest versions. If an app continues to crash, try deleting and reinstalling it.

7. TECHNICAL SPECIFICATIONS

Feature	Specification
Standing Screen Display Size	10.5 Inches
Screen Resolution	2224x1668
Max Screen Resolution	2224x1668
Processor	2.38 GHz (Apple A10X Fusion chip)
RAM	4 GB
Hard Drive (Flash Memory Size)	64 GB
Graphics Coprocessor	Integrated
Wireless Type	802.11abg, 802.11n, Bluetooth
Average Battery Life	10 Hours
Brand	Apple
Series	iPad Pro 10.5" Wi-Fi
Item Model Number	APIPPRO10564GBGLD-R
Hardware Platform	Mac
Operating System	iOS
Item Weight	1.03 pounds
Product Dimensions (LxWxH)	0.24 x 6.8 x 9.8 inches
Color	Gold
Rear Webcam Resolution	12 MP
Processor Brand	Apple
Number of Processors	1
Power Source	AC & Battery
Batteries	1 Lithium Ion batteries required (included)

8. WARRANTY AND SUPPORT

8.1 Amazon Renewed Product Conditions

This product is an Amazon Renewed item. Amazon Renewed products are fully functional and come with generic or original accessories and packaging. The condition of renewed products is categorized as Excellent, Good, or

Acceptable, based on cosmetic damage and battery life. For specific details regarding your product's condition and return policy, please refer to the Amazon Renewed program guidelines.

Amazon Renewed conditions

All Amazon Renewed products are fully functional, and come with generic or original accessories and packaging.

Example body scratches and dents – not actual products

Excellent

Body: No cosmetic damage visible from 12" away

Screen: No scratches

Battery life: Greater than 80%

Good

Body: Light scratches

Screen: No scratches

Battery life: Greater than 80%

Acceptable

Body: Light scratches and dents

Screen: May have scratches, invisible when turned on

Battery life: Greater than 80%

Image 8.1: Overview of Amazon Renewed product condition categories.

8.2 Return Policy

Amazon Renewed products typically come with a 90-day return policy for refund or replacement. Please consult your purchase documentation or the Amazon Renewed store page for the most accurate and up-to-date return information.


8.3 Technical Support




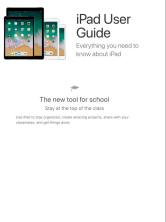

For technical assistance, software support, or further information regarding your Apple iPad Pro, please visit the official Apple Support website or contact Apple customer service. For issues related to your renewed purchase, contact Amazon customer support.



© 2023 Apple Inc. All rights reserved. This manual is for informational purposes only.

Related Documents - iPad Pro 10.5-inch Wi-Fi

	<p>iPad Basics: A Comprehensive User Guide</p> <p>Learn the fundamentals of using your iPad with this comprehensive guide covering physical features, iOS navigation, Wi-Fi, Safari, Camera, Mail, Apps, and more. Ideal for new iPad users.</p>
---	--

	<p>Apple iPad Technician Guide: Overview and Troubleshooting</p> <p>Comprehensive technician guide for the Apple iPad, covering overview, hardware information, software updates, and detailed troubleshooting steps for various issues. Includes system requirements and technical resources.</p>
	<p>Apple iPad 7 (7th Gen) Teardown and Repair Guide</p> <p>A comprehensive teardown guide for the Apple iPad 7 (10.2-inch, 7th generation, model A2200). This guide details the device's specifications, internal components, and the step-by-step process of disassembly, concluding with a repairability score of 2 out of 10.</p>
	<p>iPad (iOS 7)</p> <p>iPad iPad iOS 7 Siri App Store iCloud</p>
	<p>iPad User Guide: Everything You Need to Know</p> <p>Comprehensive user guide for iPad, covering features like multitasking, file management, notes, Apple Pay, FaceTime, iCloud, and basic setup for iOS 11.3.</p>
	<p>iPad User Guide</p> <p>The official iPad User Guide from Apple. Learn to use your iPad effectively with detailed instructions on features like Apple Pay, Family Sharing, iCloud, AirDrop, VoiceOver, and more. Includes tips on privacy, security, connectivity, and accessibility.</p>