

Floxite FL-10DS-2

Floxite 10X Magnifying LED Lighted Vanity Mirror

Model: FL-10DS-2

Brand: Floxite

IMPORTANT SAFETY INSTRUCTIONS

Please read and understand all safety instructions before using this product. Failure to follow these instructions may result in injury or damage.

- Do not use while bathing or in the shower.
- Mirror should not be used by children without adult supervision.
- Unplug this appliance when not in use and while cleaning. Keep cord away from heat.
- Keep the mirror part away from direct sunlight. Reflected sunlight can cause fire.
- Do not operate this product with damaged cord or if it malfunctions in any way. Do not attempt to repair this product yourself.
- Do not use aerosol spray products near the mirror.
- Do not block any openings or place this product on a soft surface such as a bed, couch, etc.
- Do not store where this product can fall into water or liquid. If it does fall into water, unplug it immediately.
- Never leave the product plugged in while unattended.
- Use only on 120 volt, 60 hertz AC electric outlet which is regular house current in the USA.
- Save these instructions.

PRODUCT OVERVIEW

The Floxite 10X Magnifying LED Lighted Vanity Mirror is designed to provide clear, magnified reflection with adjustable lighting for various grooming and makeup needs. Its distortion-free glass and long-lasting LED lights ensure optimal visibility.





Figure 1: Floxite 10X Magnifying LED Lighted Vanity Mirror, front view.

Key Features:

- **Jumbo 9" Distortion-Free DFP™ Glass Mirror:** Provides the clearest image possible with 10x magnification.
- **LED Light:** Simulates natural daylight. Bulbs are integrated and never need replacing, remaining cool to the touch.
- **Two Light Settings:** Offers both Daylight and Evening light modes for versatile use.
- **Adjustable Angle:** The mirror adjusts to all angles for comfortable viewing.
- **Power Adapter:** Comes complete with an adapter for standard U.S. 120V AC outlets.
- **Durable Design:** Built to meet U.S. voltage requirements, certified, safety-tested, and warrantied for use only in the U.S.



Figure 2: Floxite 10X Magnifying LED Lighted Vanity Mirror with its LED light illuminated, showing its use in a typical setting.

SETUP

The Floxite 10X Magnifying LED Lighted Vanity Mirror is designed for quick and easy setup.

1. Your mirror is completely assembled and ready to use.
2. Carefully remove the mirror from its packaging and dispose of any polybag or protective materials.
3. Plug the provided AC adapter into any standard 120 volt AC wall outlet.
4. Place the mirror on a stable, flat surface such as a vanity or countertop, ensuring it is away from sources of moisture.
5. Adjust the mirror's angle as needed for comfortable and effective use. The mirror is designed to adjust to all angles.

OPERATING INSTRUCTIONS

The mirror features a simple control for power and light settings.

1. Ensure the mirror is properly plugged into a 120 volt AC outlet.
2. To turn on the mirror and select a light setting, push the switch located on the front of the base.
3. The switch allows you to choose between two light settings:
 - **Daylight Setting:** Provides bright, natural-looking illumination, ideal for daytime makeup application.
 - **Evening Setting:** Offers a softer, warmer light, suitable for evening makeup or general use.
4. To turn off the mirror, push the switch to the "OFF" position.
5. Adjust the mirror's angle as needed for comfortable and effective use.



Video 1: A Closer Look at the Floxite 10X Magnifying LED Lighted Vanity Mirror, demonstrating its features and operation.

MAINTENANCE

Proper care will ensure the longevity and performance of your Floxite mirror.

- **Cleaning:** Unplug the mirror before cleaning. Wipe the mirror surface and base with a soft, damp cloth. Do not use abrasive cleaners or harsh chemicals, as they may damage the finish or glass.
- **Bulbs:** The LED bulbs in this mirror are designed to never need replacing. They are integrated into the unit and provide long-lasting illumination.
- **Storage:** When not in use for extended periods, store the mirror in a dry place away from direct sunlight and moisture.

TROUBLESHOOTING

If you encounter any issues with your mirror, please refer to the following common solutions:

Problem	Possible Cause	Solution
Mirror does not turn on.	Not plugged in; power outlet issue; switch not in "ON" position.	Ensure the adapter is securely plugged into a working 120V AC outlet. Check the wall outlet with another appliance. Verify the switch is pushed to the "ON" position.
Light is dim or flickering.	Insufficient power; internal malfunction.	Ensure the mirror is connected to a stable power source. If the issue persists, contact customer support for assistance. Do not attempt to open or repair the unit.
One light setting not working (e.g., only white light works, yellow light does not).	Internal wiring issue; LED component failure.	This indicates a potential internal component issue. Contact customer support for warranty service or repair options.
Mirror is unstable or wobbly.	Loose connection in the stand; damaged hinge.	Ensure the mirror is placed on a flat, stable surface. If the stand or hinge appears damaged, do not force adjustments. Contact customer support.

If the problem persists after attempting these solutions, please refer to the Warranty and Support section.

SPECIFICATIONS

Feature	Detail
Brand	Floxite
Model Number	FL-10DS-2
Magnification	10X
Mirror Diameter	9 inches (Jumbo)
Light Type	LED (simulates daylight)
Light Settings	2 (Daylight/Evening)
Power Source	120V AC (with adapter)
Dimensions	Approximately 14" High (adjustable)
Frame Material	Glass
UPC	744855522170

WARRANTY AND SUPPORT

This product is warranted by Floxite to be free of defects in materials or workmanship for a period of **1 year** from the date of purchase.

To obtain warranty service or for any product support inquiries, please contact Floxite directly:






Floxite Company, Inc.

31 Industrial Avenue, Suite 2
Mahwah, NJ 07430
Phone: 1-201-529-2019

Please have your proof of purchase and product model number (FL-10DS-2) ready when contacting support.

© 2024 Floxite Company, Inc. All rights reserved.

Related Documents - FL-10DS-2

	<p>Floxite 15X Magnifying Mirror Light for Travel & Home - User Guide</p> <p>Learn how to use and care for your Floxite 15X Magnifying Mirror Light. This guide covers features, safety instructions, and warranty information for the model FL-615-2.</p>
	<p>Sharper Image 2-in-1 LED Vanity Mirror User Guide (Model 207190)</p> <p>Comprehensive user guide for the Sharper Image 2-in-1 LED Vanity Mirror (Item No. 207190). Learn about its features, how to use it, specifications, and warranty information.</p>
	<p>Fancii Mira 2: User Manual and Features Lighted Makeup Mirror</p> <p>Comprehensive guide to the Fancii Mira 2 lighted makeup mirror, covering features, assembly, usage, charging, battery disposal, and safety warnings. Includes 10x magnification and adjustable LED lighting.</p>
	<p>Kohler Lighted Mirror Installation Guide</p> <p>Step-by-step installation guide for the Kohler Lighted Mirror, including safety warnings, required tools, and mounting instructions. Learn how to properly ground the unit and secure it to your wall.</p>
	<p>Easehold Venus Pro 2 LED Makeup Mirror User Manual</p> <p>Comprehensive user manual for the Easehold Venus Pro 2 LED Makeup Mirror, detailing installation, operation, safety tips, specifications, and regulatory compliance. Includes multilingual instructions.</p>