

Decor Grates VFM4

Decor Grates VFM4 Pristene Filter Media Instruction Manual

1. INTRODUCTION

The Decor Grates VFM4 Pristene Filter Media is designed to enhance indoor air quality by trapping dust, pollen, and other airborne particles. This filter media is specifically intended for use with Decor Grates registers that feature a unique filter system, which includes a snap-on grid to hold the media in place. It is suitable for both heating and cooling systems.



Image 1.1: The Decor Grates VFM4 Pristene Filter Media, shown in its rolled and unrolled state.

2. PRODUCT FEATURES

- Designed for use with Decor Grates' unique filter system, which holds filters in place using a snap-on grid fitted to the bottom of rustproof, high-impact plastic damper boxes (register and grid sold separately).
- Ideal for heating and cooling systems, designed not to compromise airflow.
- Made from High Loft material, allowing for optimal airflow while trapping dust and particles.
- Reduces pollen, dust, and bacteria from air and ductwork.
- Comes in a 4-foot by 1-foot size for cut-to-fit convenience.

Breathe *easy*

Introducing our Pristene Filters



Reduces cleaning in
home and business



Ideal for allergy
sufferers



Rated to withdraw particle
size of 10 microns

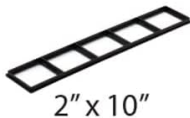


Ideal for all heating
and cooling systems

For easy use with Decor Grates products, Pristene Filters are designed for use with Decor Grates' unique filter system, which holds filters in place using a snap-on grid that's fitted to the bottom of our rustproof high impact plastic damper boxes.



Available grid sizes for our Decor Grates




2" x 10"



2" x 12"



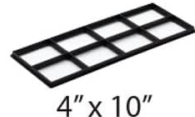
2" x 14"



3" x 10"



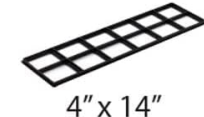
4" x 8"



4" x 10"



4" x 12"



4" x 14"

Image 2.1: Visual representation of the Pristene Filter's benefits, including reduced cleaning, allergy relief, 10-micron particle filtration, and compatibility with HVAC systems.

3. INSTALLATION AND SETUP

3.1. Determine Your Register Size

Before cutting the filter media, accurately measure the inside dimensions of your damper box. The filter media should fit snugly within this area. For example, a 4"x10" damper box typically has an inside measurement of 3.5"x9.5".

Your browser does not support the video tag.

Video 3.1: This video demonstrates how to accurately measure your vent opening to determine the correct register size for your Decor Grates product.

Finding Your Ideal Register Size



✓ Step 1: Measure

Remove your old register and precisely measure your vent opening's length and width to two decimal points.

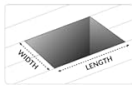


✓ Step 2: Floor Or Wall

Determine if it's for the floor, wall, or ceiling; wall & ceiling registers have holes for mounting, while floor registers do not.

Size Guide

Vent sizing may vary, so confirm you are ordering the right size by using the chart below.
EXAMPLE: If your vent length is 9.85" and the width is 4.10" then choose the 4" x 10" register.



VENT LENGTH	VENT WIDTH	REGISTER SIZES
9.75" - 10.25"	2.25" - 2.50"	2" x 10"

✓ Step 3: Size Chart

Use your measurements from Step 1 and match them with our size chart, or take our online measuring quiz to find your perfect fit.


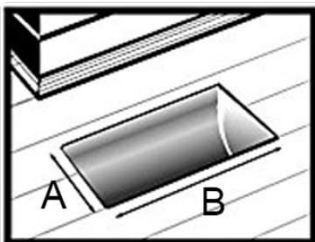
2x12	2x14	3x10
4x10	4x12	6x12

✓ Step 4: Select Size

Having identified your ideal register size in Step 3, simply choose the corresponding register size on the product listing.

Tip: The size is stated in the product title.

Image 3.2: A guide illustrating the steps to find your ideal register size, including measuring the vent and using a size chart.



How to Choose Registers, Grilles and Diffusers

- Confirm the location of the opening:
Floor, wall or ceiling
- Measure the size of the air duct opening, A" x B" not the register or grille, e.g. 4" x 10" or 6" by 12"
- Determine if the opening is a supply (Register) or return (Grille)

Image 3.3: A visual guide on selecting the correct register, grille, or diffuser by measuring the air duct opening and confirming its location.

3.2. Prepare the Filter Media

Using the measurements obtained from your damper box, carefully cut the Pristene Filter Media to the

appropriate size. This ensures a proper fit and maximum filtration efficiency.

3.3. Install the Filter Media

1. Remove your Decor Grates register from the floor or wall opening.
2. Place the cut filter media into the rustproof damper box of your Decor Grates register.
3. Snap the retaining grid into place over the filter media, ensuring it is securely fitted. This prevents the retainer from separating and holds the filter in position.
4. Return the assembled register with the filter media to its original position in the floor or wall opening.

Your browser does not support the video tag.

Video 3.4: This video provides a visual guide on the benefits and proper installation of the Decor Grates Pristene Filter Media into a compatible register.

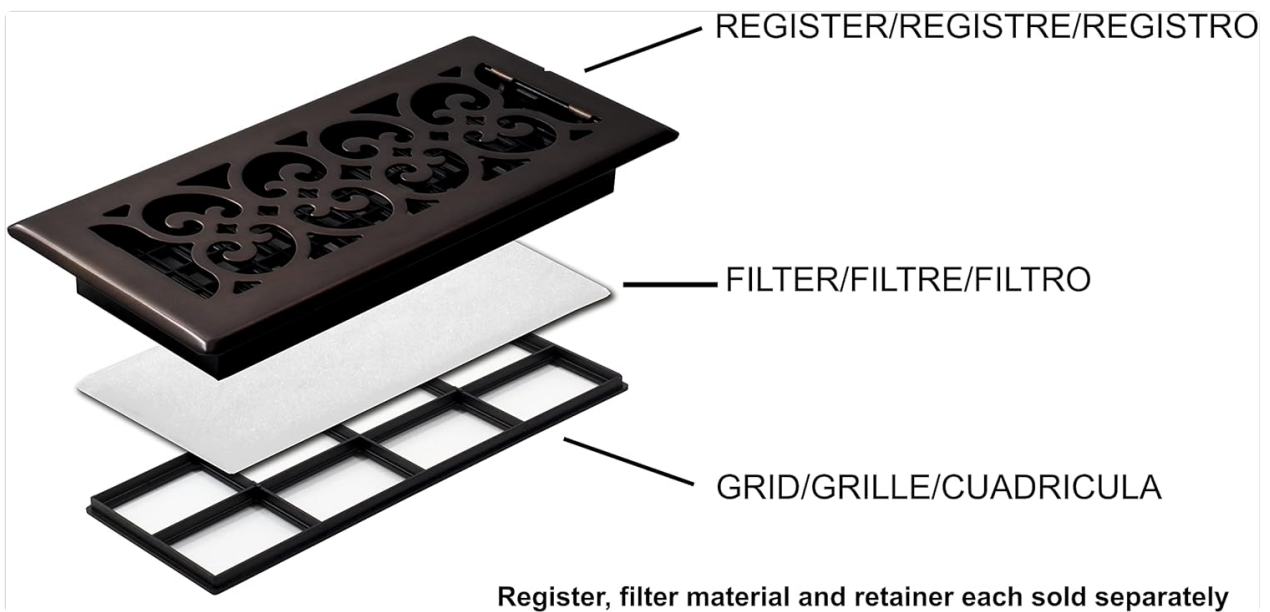


Image 3.5: An exploded diagram illustrating the components of a Decor Grates register: the register itself, the filter media, and the retaining grid.

4. OPERATION

Once installed, the Pristene Filter Media works by allowing air to pass through its High Loft material while capturing airborne particles such as dust, pollen, and pet dander. This process helps to reduce the amount of contaminants circulating in your home's air, contributing to a cleaner and more comfortable living environment. The design ensures that air flow is not significantly restricted, maintaining the efficiency of your heating and cooling system.

5. MAINTENANCE

To maintain optimal air quality and system performance, the filter media should be checked monthly. The frequency of replacement depends on your specific home environment and heating/cooling system usage. A general guideline is to replace the filter seasonally or every four months for best results. A clogged filter will reduce airflow and diminish its effectiveness.

6. TROUBLESHOOTING

If you notice a decrease in airflow from your registers after installing the filter media, it is likely that the filter is clogged with accumulated dust and debris. In such cases, inspect the filter and replace it if it appears dirty or heavily loaded with particles. Regular checking and timely replacement are crucial to prevent airflow restriction.

7. SPECIFICATIONS

Attribute	Detail
Brand	Decor Grates
Model Number	VFM4
Item Weight	1.76 ounces
Product Dimensions	48 x 12 x 0.13 inches (12" x 48" x 0.1")
Color	White finish
Material	Polyester
Item Package Quantity	1
Special Features	4ft length for cut-to-fit convenience, Ideal for all heating and cooling systems, Ideal for allergy sufferers, Reduces cleaning in home and business
Compatible Devices	Heating and cooling systems (e.g. furnaces, heat pumps, air conditioners)
UPC	771308022611

8. WARRANTY AND SUPPORT

The Decor Grates VFM4 Pristene Filter Media comes with a Limited 12-month Warranty. For warranty claims, product support, or any inquiries, please contact Decor Grates customer service. Refer to the packaging or the official Decor Grates website for specific contact details.