

RCA RCRBB05BHE

RCA RCRBB05BHE 5-Device Universal Remote Control

Instruction Manual

[Introduction](#) [Features](#) [Setup](#) [Operation](#) [Maintenance & Support](#) [Troubleshooting](#) [Specifications](#) [Warranty](#)

1. INTRODUCTION

The RCA RCRBB05BHE is a 5-device universal remote control designed to consolidate and replace multiple remote controls in your home entertainment system. It is compatible with a wide range of major brands for TVs, satellite/cable boxes, DVD/Blu-ray players, audio devices including soundbars, and streaming players like Roku and Apple TV. This remote features large, easy-to-use buttons, backlit keys for visibility in low light, and long-range infrared (IR) capability. It simplifies your entertainment experience by providing centralized control over up to five different devices.

2. KEY FEATURES

- **5-Device Control:** Manages up to five different home entertainment devices.
- **Universal Compatibility:** Works with most major brands of TVs, DVD/Blu-ray players, satellite/cable boxes, audio devices, and streaming players.
- **Streaming Player & Soundbar Compatible:** Dedicated controls for popular streaming devices and soundbars.
- **Preprogrammed for Samsung:** Ready to use with Samsung devices without initial programming.
- **Backlit Keys:** Illuminated buttons for easy operation in dimly lit environments.
- **Big Button Simplicity:** Large, clearly labeled buttons enhance ease of use.
- **Long Range IR:** Provides reliable signal transmission over a greater distance.
- **Multiple Setup Methods:** Supports automatic, brand, manual, and direct code search for flexible device programming.

3. PACKAGE CONTENTS

- RCA RCRBB05BHE 5-Device Universal Remote Control
- Instruction Manual (this document)

4. SETUP

4.1 Battery Installation

The RCA RCRBB05BHE remote control requires two (2) AAA batteries (not included). To install the batteries:

1. Locate the battery compartment on the back of the remote control.
2. Slide the battery cover downwards and lift it off.
3. Insert two AAA batteries, ensuring the positive (+) and negative (-) terminals align with the markings inside the compartment.
4. Replace the battery cover by sliding it back into place until it clicks securely.

Note: Always replace both batteries at the same time. Do not mix old and new batteries or different types of batteries.

4.2 Device Programming

The remote can be programmed using several methods: Automatic Code Search, Brand Code Search, Manual Code Entry, or Direct Code Entry. Refer to the included code book (if applicable) or the RCA support website for specific codes for your devices.

Important Note on RF Devices: This remote primarily uses Infrared (IR) signals. It supports control of RF devices such as Amazon Fire TV Stick, Google Chromecast, or Roku Stick **ONLY** through HDMI CEC connection. For this control, you do not need to program the remote for the RF device itself, but rather for the TV. Consult your TV's owner's manual for instructions on enabling HDMI CEC control.

The remote is preprogrammed for Samsung devices, meaning it may work with your Samsung TV or other Samsung devices without requiring initial programming.

The remote is compatible with major brands including, but not limited to: Apple, AT&T, Audiovox, Bose, Boston Acoustics, Boxee, Bright House, Broksonic, Buckeye Cable System, Cablevision, Carver, Charter, Cisco, Coby, Comcast, Curtis, Curtis Mathes, Daewoo, Dell, Denon, DirecTV, Dish Network, Disney, Durabrand, Dynex, Echostar, Element, Fluid, Funai, GE, General Instrument, GFM, Go Video, Goldstar, Haier, Harman/Kardon, Hisense, Hitachi, Hughes Network Systems, Humax, Insignia, JBL, JC Penney, JVC, Kenwood, LG, Magnavox, Marantz, Matsushita, Metrocast Cablevision, Mga, Microsoft, Mitsubishi, Motorola, NEC, Onkyo, Orion, Pace, Panasonic, Philco, Philips, Pioneer, Polaroid, Polk Audio, Popcorn Hour, Proscan, Proton, Radioshack, RCA, Rogers, Roku, Samsung, Sansui, Sanyo, Scientific Atlanta, Sears, Seiki, Sharp, Sonos, Sony, Sylvania, Symphonic, TCL, Technicolor, Technics, Time Warner, TiVo, Toshiba, Viewsonic, Vizio, Westinghouse, Xbox, Xfinity, Yamaha, Zenith.

Supported Soundbar brands include: Bose, Boston Acoustics, Denon, Harmon/Kardon, iLive, Insignia, JBL, JVC, Klipsch, LG, Onkyo, Panasonic, Philips, Pinnacle Speakers, Pioneer, Polk Audio, RCA, Samsung, Sanyo, Sharp, Sonos, Sony, Toshiba, Vizio, Yamaha, Zvox.

Supported Streaming Player brands include: Apple, Asus, Boxee, D-Link, Funai, Iomega, LG, Magnavox, Microsoft, Netgear, Panasonic, Popcorn Hour, RCA, Roku, Seagate, Sony, Vizio, Western Digital, Xbox.

5. OPERATING INSTRUCTIONS

Once programmed, the RCA RCRBB05BHE remote allows you to control your devices. Ensure there is a clear line of sight between the remote's IR emitter and your device's IR receiver.



An image of the RCA RCRBB05BHE 5-Device Universal Remote Control, showing its black finish, backlit keys, and large, clearly labeled buttons for TV, streaming, DVD, audio, and satellite/cable devices, along with navigation, playback, and numeric controls.

5.1 Button Functions

- **Device Buttons (TV, SAT-CBL, DVD-BLU RAY, AUDIO-SB, STREAM):** Select the device you wish to control. The remote will send commands to the selected device.
- **POWER:** Turns the selected device on or off.
- **INFO-OPTIONS (*):** Accesses information or options menus on the selected device.
- **CLEAR (X):** Clears entries or closes certain menus.
- **Playback Controls (REVERSE, PLAY, FORWARD, RECORD, STOP, PAUSE):** Standard controls for media playback on DVD/Blu-ray players or streaming devices.

- **VOL (+/-)**: Adjusts the volume of the selected audio device.
- **CHAN (+/-)**: Changes channels on TV or satellite/cable box.
- **GUIDE-HOME (House icon)**: Accesses the program guide or the home screen of streaming devices.
- **OK**: Confirms selections or enters menus.
- **Directional Arrows (Up, Down, Left, Right)**: Navigate through menus and options.
- **MENU**: Opens the main menu of the selected device.
- **MUTE**: Silences the audio.
- **BACKLIGHT (Lightbulb icon)**: Activates the backlight for the keys.
- **GO BACK (Arrow icon)**: Returns to the previous screen or menu.
- **Numeric Keypad (0-9)**: Enters channel numbers or other numerical inputs.
- **ENTER (Triangle icon)**: Confirms numeric entries or selections.
- **INPUT-SOURCE (-)**: Cycles through available input sources on your TV or other devices.

6. MAINTENANCE

To ensure the longevity and proper functioning of your RCA RCRBB05BHE remote control, follow these maintenance guidelines:

- **Cleaning**: Wipe the remote with a soft, dry cloth. For stubborn dirt, slightly dampen the cloth with water or a mild, non-abrasive cleaner. Do not use harsh chemicals or abrasive materials.
- **Battery Replacement**: Replace batteries promptly when the remote's performance degrades or the backlight dims. Remove batteries if the remote will not be used for an extended period to prevent leakage.
- **Storage**: Store the remote in a cool, dry place away from direct sunlight, extreme temperatures, and high humidity.
- **Avoid Drops**: Protect the remote from physical impact, as drops can damage internal components.

7. TROUBLESHOOTING

If you experience issues with your RCA RCRBB05BHE universal remote control, refer to the following common problems and solutions:

7.1 Remote Not Operating Device

- **Check Batteries**: Ensure batteries are correctly installed with proper polarity and are not depleted. Replace with fresh AAA batteries if necessary.
- **Line of Sight**: Verify there is a clear, unobstructed line of sight between the remote's front and the device's IR sensor.
- **Device Selection**: Make sure you have pressed the correct device button (e.g., TV, STREAM) for the device you intend to control.
- **Reprogramming**: The device code may be incorrect or corrupted. Try reprogramming the remote for the specific device using one of the programming methods (Automatic, Brand, Manual, Direct Code Search).
- **Device Compatibility**: While universal, this remote may not work with all models of all brands listed, or may not control all functions of your original remote control.

7.2 Backlight Not Working

- **Check Batteries**: Low battery power can affect backlight functionality. Replace batteries.
- **Backlight Button**: Ensure you are pressing the dedicated BACKLIGHT button.

7.3 Remote Does Not Control RF Devices (e.g., Fire TV Stick, Roku Stick)

- **IR vs. RF:** This remote operates via IR (infrared) signals. It will not work with RF (radio frequency) devices directly.
- **HDMI CEC:** Control of RF devices like Amazon Fire TV Stick, Google Chromecast, or Roku Stick is only possible through HDMI CEC (Consumer Electronics Control) via your TV. Ensure HDMI CEC is enabled on your TV and that the remote is programmed to control your TV. Refer to your TV's manual for HDMI CEC setup.

8. SPECIFICATIONS

Specification	Detail
Model Number	RCRBB05BHE
Product Dimensions	6 x 8 x 2 inches
Item Weight	3.36 ounces
Batteries Required	2 AAA batteries (sold separately)
Max Number of Supported Devices	5
Compatible Devices	Streaming Device, TV, DVD/Blu-ray, Satellite/Cable, Audio/Soundbar
Special Feature	Backlit, Universal
Color	Black
Manufacturer	Voxx Accessories Corp.
Date First Available	November 27, 2017

9. WARRANTY & SUPPORT

9.1 Lifetime Limited Warranty


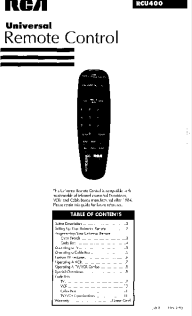


This RCA RCRBB05BHE universal remote control comes with a Lifetime Limited Warranty. Please refer to the warranty documentation included with your purchase or visit the official RCA website for full terms and conditions regarding coverage, limitations, and how to make a claim.

9.2 Customer Support

For further assistance, technical support, or to obtain the latest device codes, please visit the official RCA support website or contact RCA customer service. Contact information can typically be found on the manufacturer's website or on the product packaging.

Specifications and features are subject to change without notice. Please see your dealer or the manufacturer's website for the most current details.

Related Documents

	<p>RCA RCR504BE 4-in-1 Universal Remote Control User Guide</p> <p>User guide for the RCA RCR504BE 4-in-1 Universal Remote Control, providing instructions on programming and using the remote to control TVs, VCRs, DVD players, and satellite/cable boxes.</p>
	<p>RCA RCU400 Universal Remote Control User Manual and Setup Guide</p> <p>Comprehensive guide to setting up, programming, and operating the RCA RCU400 Universal Remote Control for TVs, VCRs, and Cable Boxes. Includes code lists and troubleshooting tips.</p>
	<p>RCA RCR503BE Series 3-in-1 Universal Remote Control User Guide</p> <p>User guide for the RCA RCR503BE Series 3-in-1 Universal Remote Control, providing instructions on programming, using the menu function, and code search.</p>
	<p>RCA RCU300 Universal Remote Control User Manual</p> <p>Comprehensive user manual for the RCA RCU300 Universal Remote Control. This guide provides detailed instructions on button descriptions, battery installation, programming for TV, VCR, DBS, and DVD devices, code search and retrieval, menu functions, troubleshooting common issues, and information on RCA accessories and warranty.</p>

Documents - RCA – RCRBB05BHE



[VOXX Accessories CES 2021 Product Guide](#)

Explore the comprehensive 2021 product catalog from VOXX Accessories, featuring UVC sanitizers, SINGSATION karaoke, RCA antennas, clocks, remotes, wall mounts, audio, connectivity, and more.

lang:en score:28 filesize: 17.73 M page_count: 148 document date: 2020-12-17