



Image: The My Carry Medical Centre Toy Doctor Kit, showcasing the open case with all 20 pieces neatly arranged, including a stethoscope, syringe, and other medical instruments.

WHAT'S INCLUDED

Your My Carry Medical Centre Toy Doctor Kit includes the following 20 pieces:

- 1 x Portable Medical Case (with integrated examination station)
- 1 x Stethoscope
- 1 x Syringe
- 1 x Thermometer
- 2 x Pairs of Scissors (different designs)
- 1 x Pair of Glasses
- 1 x Otoscope (ear examination tool)
- 1 x Ophthalmoscope (eye examination tool)
- 1 x Reflex Hammer
- 1 x Oral Mirror
- 1 x Pill Bottle
- 1 x Case History Card
- Various other small medical instruments (e.g., tweezers, scalpel replicas)



Image: A comprehensive view of all 20 individual components of the doctor kit, spread out to show each item clearly.

SETUP INSTRUCTIONS

1. **Unpack:** Carefully remove all components from the packaging.
2. **Inspect:** Check all 20 pieces to ensure they are present and undamaged. Refer to the "What's Included" section for a complete list.
3. **Prepare Case:** Open the medical case by unlatching the side clips. The case unfolds to reveal an integrated examination station.
4. **Organize Tools:** Place the various medical tools into their designated slots within the case for easy access during play.



Image: The medical case opened, illustrating the internal layout and how the examination tray fits within the main compartment.

OPERATING THE PLAYSET

This playset is designed for imaginative role-play. Encourage children to use their creativity to simulate medical scenarios.

Key Features and Usage:

- **Stethoscope:** Place the earpieces in the child's ears and the diaphragm on a "patient's" chest to simulate listening to heartbeats.
- **Syringe:** The syringe features a spring-action plunger for realistic, yet safe, pretend injections.



Image: A close-up of the toy syringe being held, demonstrating its size and design for child's play.

- **Thermometer:** Use the thermometer to pretend to check a patient's temperature.
- **Examination Station:** The unfolded case acts as a medical examination station, providing a dedicated space for check-ups.
- **Case History Card:** Use the included card to record pretend patient information, fostering literacy and organizational skills.
- **Sound and Light Effects:** Certain tools may feature sound and light effects to enhance the play experience. (Specific tools with these effects are not detailed in product information, encourage exploration.)

Role-Playing Ideas:

- **Patient Check-up:** Children can pretend to be doctors, giving check-ups to family members, friends, or stuffed animals.
- **Emergency Calls:** Use the carry case to simulate making house calls or responding to pretend emergencies.
- **Hospital Play:** Combine with other toys to create a full hospital environment.



Image: A child engaged in pretend play, wearing the toy glasses and using the stethoscope from the kit, demonstrating the interactive nature of the toy.

CARE AND MAINTENANCE

- **Cleaning:** Wipe all plastic components with a damp cloth and mild soap if necessary. Rinse thoroughly and air dry. Do not immerse electronic components (if any) in water.
- **Storage:** After play, ensure all 20 pieces are returned to the medical case. Close the latches securely. This promotes tidiness and prevents loss of small parts.
- **Avoid Extreme Temperatures:** Do not expose the playset to extreme heat or cold, as this may damage the plastic components.



Image: A hand demonstrating how to securely close the latch on the medical case, highlighting its portability and storage features.

Safety Information

WARNING: CHOKING HAZARD - Small parts. Not for children under 3 years.

- Always supervise young children during play.
- Ensure all small parts are accounted for after play to prevent accidental ingestion.
- Do not allow children to put toy instruments into their mouths or ears.
- This toy is intended for pretend play only and should not be used for actual medical purposes.

Troubleshooting

- **Missing Parts:** If any parts are missing upon opening, please contact customer support immediately.
- **Damaged Parts:** If any part of the playset is damaged, discontinue use immediately to prevent injury.
- **Sound/Light Effects Not Working:** If applicable, check for battery compartments and ensure batteries are correctly installed and not depleted. (Note: Product description mentions sound/light, but no specific battery info is provided.)

Product Specifications

| | |
|--------------------|-------------------------|
| Product Dimensions | 9.45 x 3.9 x 8.9 inches |
|--------------------|-------------------------|

| | |
|-----------------|------------------------|
| Item Weight | 1.8 pounds |
| Model Number | 2792 |
| Recommended Age | 36 months - 5 years |
| Manufacturer | Midos Toys Distributor |
| Release Date | October 22, 2017 |

STORAGE

The My Carry Medical Centre is designed for easy storage and portability. All 20 pieces fit neatly inside the durable medical case. After play, ensure all items are placed back into their designated compartments within the case. Close the latches securely and use the integrated handle for convenient transport or storage on a shelf or in a toy box.



Image: The medical case being carried by its handle, demonstrating its portability and compact design when closed.

WARRANTY AND SUPPORT



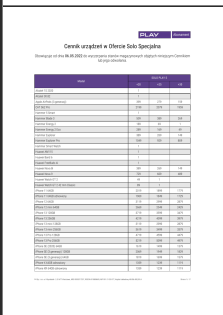
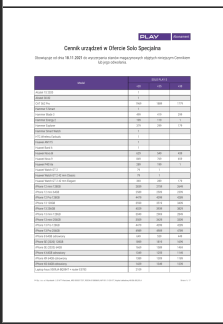
For any questions, concerns, or support regarding your My Carry Medical Centre Toy Doctor Kit, please contact the manufacturer, Midos Toys Distributor, or the retailer from whom the product was purchased. Please retain your proof of purchase for any warranty claims.

While specific warranty details are not provided, standard consumer rights apply. For further assistance, you may visit the [PLAY Store on Amazon](#).



© 2024 PLAY. All rights reserved.
Manufactured by Midos Toys Distributor.

Related Documents - 2792

| | |
|---|---|
|  | <p>PLAY THREE FIX EVO Child Car Seat: Installation and Safety Guide</p> <p>Comprehensive instructions and safety guidelines for the PLAY THREE FIX EVO i-Size compatible child car seat (R129/03, 125-150 cm). Learn how to install and use the seat correctly for optimal child safety.</p> |
|  | <p>PLAY SAFE ONE Child Car Seat: Installation and User Manual</p> <p>Comprehensive guide for the PLAY SAFE ONE child car seat, covering installation, safety features, usage, and maintenance. Ensure your child's safety with these instructions. Visit www.casualplay.com for more details.</p> |
|  | <p>Cennik urządzeń Play Solo Specjalna - Oferta z dnia 06.05.2022</p> <p>Przeglądaj aktualny cennik urządzeń mobilnych i akcesoriów dostępnych w ofercie Play Solo Specjalna. Znajdź ceny telefonów, smartwatchów, tabletów i zestawów od marek takich jak Apple, Samsung, Huawei, Xiaomi i więcej, z datą obowiązywania 06.05.2022.</p> |
|  | <p>Cennik urządzeń w Ofercie Solo Specjalna - PLAY</p> <p>Cennik urządzeń dostępnych w Ofercie Solo Specjalna od PLAY, obowiązujący od 18.11.2021. Lista zawiera ceny telefonów, smartwatchów, tabletów i akcesoriów w planach Solo Play S (+20, +25, +30).</p> |

[Cennik Usług Bez Umowy i Ograniczonej Dostępności - PLAY](#)

Cennik Urządzeń Bez Umowy - PLAY