

## HYPERLITE HYPERLITE UFO LED High Bay Light 100W

# HYPERLITE UFO LED High Bay Light 100W Instruction Manual

Model: HYPERLITE UFO LED High Bay Light 100W

## 1. INTRODUCTION

Thank you for choosing the HYPERLITE UFO LED High Bay Light 100W. This high-performance lighting fixture is designed for commercial and industrial applications, offering superior illumination, energy efficiency, and durability. It features selectable wattage and color temperature, 1-10V dimming capability, and a robust IP65 waterproof rating, making it suitable for various indoor and outdoor environments such as factories, warehouses, workshops, and garages. Please read this manual thoroughly before installation and operation to ensure safe and optimal performance.

## 2. SAFETY INFORMATION

- Always disconnect power before installation, maintenance, or cleaning.
- Installation should be performed by a qualified electrician in accordance with national and local electrical codes.
- Ensure the mounting surface can support the weight of the fixture.
- Do not operate the fixture with damaged wiring or components.
- Avoid direct eye exposure to the light source when the fixture is on.
- This fixture is rated IP65 for dust and water resistance; however, avoid submerging it in water.
- Use only accessories and parts recommended by the manufacturer.

## 3. PACKAGE CONTENTS

Verify that all components are present and undamaged upon opening the package:

- 1 x HYPERLITE UFO LED High Bay Light 100W
- 1 x US Hook for mounting
- 1 x 5-foot Cable with 110V Plug
- 1 x Safety Cable

- 1 x Screwdriver (for adjustments)

# WHAT'S IN THE BOX

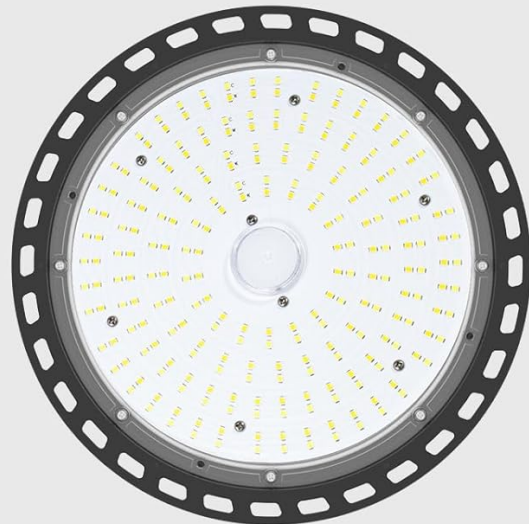
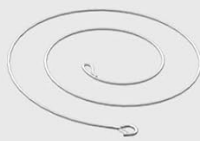


Image: The package includes the UFO LED high bay light, a G-hook, a 5-foot power cable with a 110V plug, a safety cable, and a screwdriver.

## 4. PRODUCT FEATURES

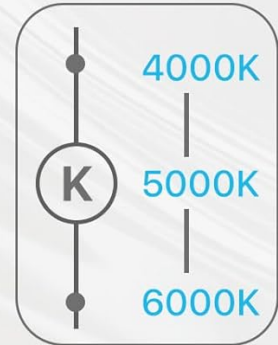
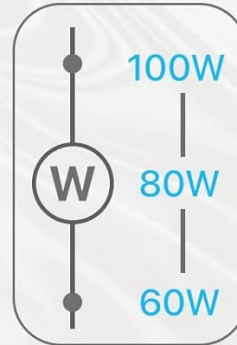
- **Selectable Power & CCT:** Offers 9 customizable options in one fixture. Easily adjust wattage (100W/80W/60W) and color temperature (4000K/5000K/6000K) during installation to suit specific lighting needs and environments.
- **High Light Efficiency:** Provides 14,500 lumens with an efficacy of up to 145 LM/W, ensuring bright and even illumination.
- **1-10V Dimmable:** Compatible with 1-10V dimmers (not included) for adjustable brightness from 10% to 100%, allowing for energy savings and customized lighting levels.
- **Premium Compact Design:** Constructed from 100% die-cast aluminum for excellent heat dissipation and a durable, lightweight form factor.
- **IP65 Waterproof:** Equipped with a waterproof gasket, making it suitable for both indoor and outdoor use,

capable of withstanding harsh environments (-22°F to 113°F).

- **UL Listed:** Certified for safety and quality standards.

# 9 in 1 SELECTABLE

UFO LED High Bay



**L** 145  
LM/W

**D** 1-10V  
Dimmer

**V** 120-277  
Vac

**UL** E539088  
Safety US-CA

Image: The light features 9-in-1 selectable options for wattage (100W, 80W, 60W) and color temperature (4000K, 5000K, 6000K), along with 145 LM/W efficiency, 1-10V dimming, and 120-277V compatibility.

# Excellent Heat Dissipation

-22°F-113°F

- ✓ Die-cast Aluminum
- ✓ Thickened Heat Sink
- ✓ Premium Driver
- ✓ Rapid Cooling

- ✗ Poor Cooling
- ✗ NO Driver
- ✗ NO Dimmer
- ✗ Little Heat sink



Image: This diagram highlights the excellent heat dissipation achieved through die-cast aluminum construction, a thickened heat sink, and rapid cooling, ensuring product longevity.

## 5. SETUP AND INSTALLATION

The HYPERLITE UFO LED High Bay Light is designed for easy hook mount installation. Always ensure power is disconnected before beginning.

### 5.1 Mounting the Fixture

1. Identify a suitable, sturdy mounting point on the ceiling or beam that can safely support the fixture's weight (approximately 6 pounds).
2. Securely attach the provided US Hook to the mounting point.
3. Hang the high bay light onto the secured US Hook.
4. Attach the safety cable from the fixture to a separate, secure point to prevent accidental falling.



# 1-10V Dimmable

(Dimmer Not included)

Depend on your mind | Save energy & costs | Friendly to eyes



10%

50%

100%

Image: The light is shown hanging from a hook, with its 5-foot power cord plugged into a standard US outlet, demonstrating the plug-and-play installation.

## 5.2 Power and Color Temperature Adjustment

Before final installation or powering on, adjust the desired wattage and color temperature using the switches located on the fixture's driver housing.

- Locate the two small selector switches on the side of the driver unit.
- One switch controls wattage (60W, 80W, 100W). Select the desired power output.
- The other switch controls color temperature (4000K, 5000K, 6000K). Choose the preferred light color.
- These settings allow for tailored lighting solutions for different areas, such as 4000K for shops, 5000K for garages, or 6000K for warehouses.

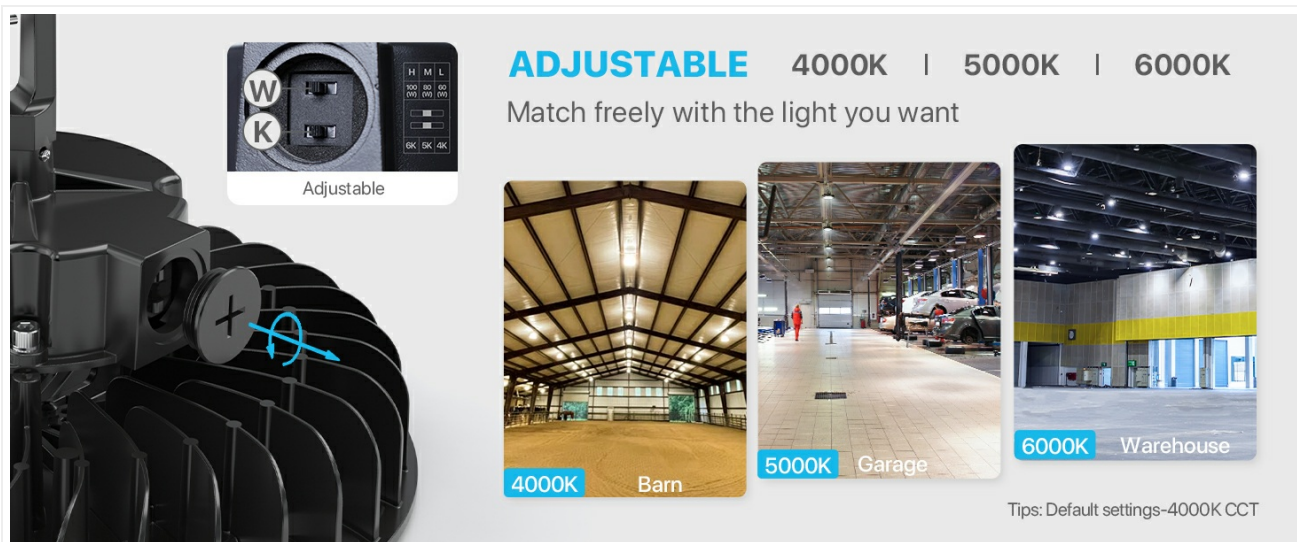


Image: This graphic illustrates the adjustable power (W) and color temperature (K) switches on the fixture, allowing users to customize light output and warmth.

### 5.3 Power Connection

The fixture comes with a 5-foot power cord and a standard US 110V plug for direct connection to an outlet. For permanent installations or higher voltage systems (120V-277V), the fixture can be direct-wired by a qualified electrician.

Your browser does not support the video tag.

Video: This short video from HYPERLITE demonstrates the ease of installation for the LED High Bay Light, highlighting its plug-and-play design and the bright illumination it provides.

## 6. OPERATING INSTRUCTIONS

### 6.1 Powering On/Off

Once installed and connected to a power source, the light will turn on. Use the wall switch or circuit breaker to turn the light fixture on or off.

### 6.2 1-10V Dimming Function

This fixture supports 1-10V dimming. To utilize this feature, a compatible 1-10V dimmer switch (not included) must be installed by a qualified electrician. The dimmer allows for brightness adjustment from 10% to 100%.

# BUILT TO LAST



Image: This visual demonstrates the 1-10V dimming capability, allowing users to adjust the light output from 10% to 100% to save energy and create comfortable lighting conditions.

Your browser does not support the video tag.

Video: This HYPERLITE video illustrates the adjustable features of the LED High Bay Light, including power and color temperature settings, and how they can be used to create custom lighting for various applications.

## 7. MAINTENANCE

Regular maintenance ensures the longevity and optimal performance of your HYPERLITE UFO LED High Bay Light.

- **Cleaning:** Periodically clean the exterior of the fixture with a soft, damp cloth. Do not use abrasive cleaners or solvents. Ensure the fixture is off and cool before cleaning.
- **Inspection:** Annually inspect the power cord, mounting hardware, and safety cable for any signs of wear, damage, or corrosion. Replace any damaged components immediately.
- **No User-Serviceable Parts:** The LED chips and driver are not user-serviceable. Do not attempt to open or repair the fixture yourself. Contact qualified personnel for any repairs.

## 8. TROUBLESHOOTING

If you encounter issues with your HYPERLITE UFO LED High Bay Light, refer to the following common problems and solutions:

| Problem                              | Possible Cause  | Solution   |
|--------------------------------------|---|--|
| Light does not turn on               | No power supply; Loose connection; Faulty switch/outlet | Check power source; Ensure all connections are secure; Test switch/outlet with another device. |
| Light flickers or dims unexpectedly  | Unstable power; Incompatible dimmer; Loose wiring       | Verify stable power supply; Ensure dimmer is 1-10V compatible; Check wiring connections.       |
| Incorrect light output (wattage/CCT) | Incorrect switch settings                               | Refer to Section 5.2 and adjust the wattage and CCT selector switches.                         |

If the problem persists after attempting these solutions, please contact HYPERLITE customer support for assistance.

## 9. SPECIFICATIONS

| Attribute              | Value                                 |
|------------------------|---------------------------------------|
| Brand                  | HYPERLITE                             |
| Model                  | UFO LED High Bay Light 100W           |
| Wattage                | 100W (Selectable: 100W/80W/60W)       |
| Brightness             | 14,500 Lumens                         |
| Efficiency             | Up to 145 LM/W                        |
| Color Temperature      | 4000K (Selectable: 4000K/5000K/6000K) |
| Voltage                | AC120V-277V                           |
| Dimmable               | 1-10V Dimmable                        |
| Material               | Die-cast Aluminum                     |
| Water Resistance Level | IP65 Waterproof                       |
| Product Dimensions     | 9.5"L x 9.5"W x 6.8"H                 |
| Item Weight            | 5.99 pounds                           |
| Installation Type      | Hook Mount                            |
| Certifications         | UL Listed                             |



## 10. WARRANTY AND SUPPORT

---

The HYPERLITE UFO LED High Bay Light 100W comes with a **5-Year Warranty**, covering defects in materials and workmanship under normal use. For warranty claims, technical support, or any questions not addressed in this manual, please contact HYPERLITE customer service through their official website or the retailer where the product was purchased. Please have your purchase receipt and product model information ready.

Your browser does not support the video tag.

Video: This video provides an overview of the HYPERLITE LED UFO High Bay Lighting, highlighting its features, UL/DLC Premium listing, and suitability for commercial and industrial applications like warehouses.