

## Falcon FSH1

# Falcon Signal Horn 1 OZ User Manual

Model: FSH1

## 1. PRODUCT OVERVIEW

The Falcon Signal Horn 1 OZ (Model FSH1) is a compact, portable air horn designed for signaling purposes. It is suitable for various applications where an audible alert is required, such as boating, sporting events, or personal safety.

### 1.1 What's in the Box

- One (1) Falcon Signal Horn 1 OZ



**Image 1.1:** The Falcon Signal Horn 1 OZ. This image displays the product, which consists of an orange horn mechanism attached to a white and red aerosol can. The can features the "FALCON SIGNAL HORN" branding and safety warnings.

## 2. SAFETY INFORMATION

**WARNING:** This product contains highly flammable contents under pressure. Improper use or storage may result in fire or injury. Read and understand all safety warnings before use.

- **EXTREME DANGER:** Flammable contents. Contents under pressure. May catch fire.
- Read the back panel of the product carefully for additional warnings and instructions.
- Keep out of reach of children.
- Do not puncture or incinerate container.
- Do not expose to heat or store at temperatures above 120°F (49°C).
- Avoid direct inhalation of contents.

- Use in a well-ventilated area.
- Protect eyes and ears. Prolonged exposure to loud noise can cause hearing damage.

### 3. SETUP

---

The Falcon Signal Horn 1 OZ is designed for immediate use. No assembly is required.

1. Ensure the horn nozzle is clear of any obstructions.
2. Verify that the horn mechanism is securely attached to the aerosol can.

### 4. OPERATING INSTRUCTIONS

---

To operate the Falcon Signal Horn:

1. Hold the can upright.
2. Point the horn away from yourself and others.
3. Press the orange button on top of the horn mechanism firmly to emit a blast of sound.
4. Release the button to stop the sound.
5. For optimal performance, avoid prolonged continuous blasts. Short, sharp blasts are generally more effective for signaling and conserve the contents. The horn is designed to provide up to 10 blasts per can.

### 5. MAINTENANCE

---

The Falcon Signal Horn requires minimal maintenance.

- **Storage:** Store in a cool, dry place, away from direct sunlight and heat sources. Ensure the cap (if provided) is securely in place to prevent accidental discharge.
- **Cleaning:** If the horn mechanism becomes dirty, wipe it with a clean, damp cloth. Do not submerge the horn or can in water.
- **Inspection:** Periodically inspect the horn for any damage or blockages in the nozzle.

### 6. TROUBLESHOOTING

---

If you encounter issues with your Falcon Signal Horn, consider the following:

- **No Sound or Weak Sound:**
  - Ensure the button is pressed firmly and completely.
  - Check if the horn nozzle is blocked. Clear any debris if present.
  - The can may be empty or low on contents. The 1 OZ can provides a limited number of blasts.
- **Inconsistent Sound:**
  - Ensure the can is held upright during operation. Tilting the can can affect performance.

### 7. SPECIFICATIONS

---

Brand	Falcon
-------	--------




Model Number	FSH1
Item Weight	1.6 ounces (45 grams)
Product Dimensions (L x W x H)	2.75 x 1.5 x 4.5 inches (7 x 3.8 x 11.4 cm)
Noise Level	112 dB
UPC	086216213373
Manufacturer Part Number	FSH1




8. WARRANTY AND SUPPORT

For warranty information or product support, please contact Falcon customer service directly. Refer to the product packaging or the manufacturer's official website for current contact details.

**Manufacturer:** FALCON

Related Documents - FSH1

	<p><a href="#">ZTE MU5001 5G Router User Manual</a></p> <p>Comprehensive user manual for the ZTE MU5001 5G Router by Falcon, detailing setup, operation, technical specifications, and troubleshooting for reliable 5G internet connectivity.</p>
	<p><a href="#">Falcon 4K Drone with Camera: User Manual and Features</a></p> <p>Comprehensive guide to the Falcon 4K Drone with Camera, covering features, setup, flight controls, safety precautions, and troubleshooting. Learn about its cinematic aerial mastery, extended flight sessions, and intuitive flight modes.</p>
	<p><a href="#">Falcon MN2-19/25LRF Thermal Imaging Device User Manual</a></p> <p>User manual for the Falcon MN2-19/25LRF thermal imaging device, covering product overview, operation, technical specifications, and maintenance. Features include thermal imaging for night and adverse weather conditions.</p>

	<p><a href="#">FALCON 4G 150 Router User Manual</a></p> <p>Comprehensive user manual for the FALCON 4G 150Mbps LTE portable router, covering setup, configuration, Wi-Fi and WPS connections, APN settings, troubleshooting, and factory reset procedures.</p>
	<p><a href="#">Falcon Locks Catalog: High-Quality Door Security Solutions</a></p> <p>Explore the comprehensive Falcon Locks catalog, featuring a wide range of ANSI Grade 1 &amp; 2 cylindrical and mortise locks, deadbolts, and auxiliary hardware. Discover RU/RW, T, X, B, W, and MA series for commercial, institutional, and residential applications.</p>
	<p><a href="#">FALCON U-Heat WiFi Control Design termosztát használati útmutató</a></p> <p>Részletes útmutató a FALCON U-Heat WiFi Control Design termosztátokhoz (3A és 16A modellek). Telepítési, beállítási és biztonsági információk a fűtési rendszer hatékony vezérléséhez.</p>

Documents - Falcon – FSH1



[pdf] Datasheet Safety Datasheet

Safety Data Sheet Falcon Signal Horn A31 us binnacle  
Safety Data Sheet Falcon Signal Horn Section 1. Identification Product Identifier  
Synonyms Manufacturer Stock Numbers Falcon Signal Horn **FSH1**, **FSH1V**, **FSH1BU**,  
FSH, FSHR, FSH39, FSH39R, FSH39BU N/A Recommended use Uses advised  
against Produces Loud Sound - Hand held signaling device. This device ...  
lang:en score:19 filesize: 452.55 K page\_count: 6 document date: 2017-08-11

