

Hasbro Gaming E1871

Hasbro Gaming Monopoly Cheaters Edition Board Game Instruction Manual

Model: E1871

1. INTRODUCTION

Welcome to the Monopoly Cheaters Edition! This version of the classic property trading game introduces a unique twist where players are encouraged to bend, break, and even make up rules to gain an advantage. Successfully execute a cheat to earn a reward, but get caught, and face the consequences, including being "handcuffed" to the board. This manual provides all the necessary instructions for setup, gameplay, and understanding the special rules of this edition.

2. COMPONENTS

Before starting, ensure all components are present:

- 1 Gameboard
- 82 Game Cards (including Title Deeds, Cheat Cards, Chance, and Community Chest)
- 210 Money Notes (various denominations)
- 12 Hotels (red plastic pieces)
- 6 Tokens (player movers)
- 2 Dice
- 1 Plastic Handcuff Unit
- 1 Money Tray
- 1 Instruction Manual



Figure 1: All game components, including the board, money, cards, tokens, dice, and handcuff unit.

3. SETUP

1. **Place the Gameboard:** Unfold the gameboard and place it in the center of the playing area.
2. **Organize Money:** Place the money notes into the Money Tray. Unlike traditional Monopoly, there is no designated banker. The Money Tray will be passed around, and the player whose turn it is will manage the bank.
3. **Separate Cards:**
 - Shuffle the **Title Deed** cards and place them face-down on their corresponding property spaces on the board.
 - Shuffle the **Chance** cards and place them face-down on the designated "Chance" space.
 - Shuffle the **Community Chest** cards and place them face-down on the designated "Community Chest" space.
 - Shuffle the **Cheat Cards** and place them face-down in the center of the board, in the "What Can You Get Away With?" section. Draw 5 Cheat Cards and place them face-up in the designated slots.
4. **Choose Tokens:** Each player selects a token and places it on the "GO" space.
5. **Starting Money:** Each player receives \$1500 in the following denominations:
 - Two \$500 bills
 - Four \$100 bills
 - One \$50 bill
 - One \$20 bill
 - Two \$10 bills
6. **Handcuff Unit:** Place the plastic handcuff unit near the "Jail" space.



Figure 2: The game box and its contents, including the unique handcuff unit.

4. OPERATING INSTRUCTIONS (HOW TO PLAY)

The goal of Monopoly Cheaters Edition is to be the player with the most cash when the game ends. The game ends when all properties have been purchased and each player has made it back to GO once.

4.1. Player Turns

On your turn, roll both dice and move your token clockwise around the board the corresponding number of spaces. Follow the instructions on the space you land on.

- **Unowned Property:** You may buy the property for the price listed on the board. If you choose not to buy it, it goes up for auction, and any player can bid.
- **Owned Property:** If you land on an owned property, you must pay rent to the owner.
- **Chance/Community Chest:** Draw a card from the respective pile and follow its instructions.
- **GO:** Pass or land on GO to collect \$200 from the bank.
- **Jail:** If you land on "Go to Jail," you immediately move your token to the Jail space and must put on the plastic handcuff unit.

4.2. Cheating Rules

This edition actively encourages cheating! During your turn, you may attempt to complete one of the face-up Cheat Cards. You can also attempt to cheat at any time if a Cheat Card allows it.

- **Attempting a Cheat:** When you attempt a cheat, you must do so subtly. Other players should not notice your action.
- **Getting Away With It:** If you successfully complete a cheat without being caught, you receive the reward listed on the back of the Cheat Card. Flip the card over to the "Did You Get Away With It?" side.
- **Getting Caught:** If another player suspects you are cheating and calls you out, you must reveal your action. If you were indeed cheating, you face the penalty listed on the back of the Cheat Card. Flip the card over to the "Did You Get Caught?" side. If you were falsely accused, the accuser pays you a penalty.
- **Replacing Cheat Cards:** After a Cheat Card is resolved (either successfully or caught), replace it with a new one from the face-down pile.

Your browser does not support the video tag.

Video 1: An overview of the Monopoly Cheaters Edition gameplay, highlighting the unique cheat cards and handcuff mechanism.

4.3. Jail Rules

If you land on "Go to Jail" or get caught cheating and the penalty sends you to Jail, you must immediately move your token to the Jail space and put on the plastic handcuff unit. You remain "handcuffed" until you get out of Jail.

- **Getting Out of Jail:** You can get out of Jail by:
 - Rolling doubles on your turn (you get three attempts).
 - Using a "Get Out of Jail Free" card.
 - Paying a \$50 fine to the bank at the start of your turn.
 - Successfully completing an "Escape Artist" Cheat Card.
- Once out of Jail, remove the handcuff unit and continue playing normally.

4.4. Money Management

In Monopoly Cheaters Edition, the bank is not managed by a single player. Instead, the Money Tray is passed to the player whose turn it is. This allows for more opportunities to attempt "Bank Heist" or "Shortchanged" cheats.

- There are no \$1 or \$5 bills in this edition, simplifying transactions.
- Players are responsible for managing their own money and properties.

Your browser does not support the video tag.

Video 2: A short preview demonstrating various game components and the cheating aspect of Monopoly Cheaters Edition.

5. WINNING THE GAME

The game ends when all properties on the board have been purchased and every player has passed "GO" at least once after the last property was bought. At this point, all players count their total cash. The player with the most cash wins the game.

6. MAINTENANCE

- Store all game components in the original box to prevent loss or damage.
- Keep the gameboard and cards away from moisture and direct sunlight.
- Clean plastic components with a soft, dry cloth if necessary.

7. TROUBLESHOOTING

- **Missing Components:** If any components are missing, please contact Hasbro Gaming customer support.
- **Rule Disputes:** In case of a rule dispute, refer to this instruction manual. For situations not explicitly covered, players should agree on a fair resolution before continuing the game.
- **Handcuff Malfunction:** Ensure the handcuff unit is properly assembled. If it becomes difficult to open or close, check for any obstructions.

8. SPECIFICATIONS

- **Product Dimensions:** 1.63 x 15.75 x 10.5 inches
- **Item Weight:** 2 pounds
- **Model Number:** E1871
- **Manufacturer Recommended Age:** 8 years and up
- **Language:** English
- **Manufacturer:** Hasbro
- **Players:** 3-6





9. WARRANTY AND SUPPORT

For warranty information, product support, or to inquire about replacement parts, please visit the official Hasbro Gaming website or contact their customer service department. Specific warranty details may vary by region and purchase location.

For more information, visit: [Hasbro Gaming Store](#)

© 2023 Hasbro Gaming. All rights reserved. Monopoly and all related characters are trademarks of Hasbro.

Related Documents - E1871

	<p>Monopoly Junior: Peppa Pig Edition - Official Game Rules and Instructions</p> <p>Learn how to play Monopoly Junior: Peppa Pig Edition with these official rules and instructions. Discover setup, gameplay, winning conditions, and board space details for this fun family board game.</p>
	<p>Monopoly: Deadpool Edition - Game Rules and Instructions</p> <p>Official rules and instructions for the Monopoly: Deadpool Edition board game. Learn how to set up, play, buy properties, build headquarters and D-Mansions, and win the game.</p>
	<p>Monopoly: Marvel Studios' Black Panther - Wakanda Forever Edition Rules</p> <p>Official rules and gameplay instructions for Monopoly: Marvel Studios' Black Panther - Wakanda Forever Edition. Learn how to set up, play, and win this property trading game.</p>
	<p>Monopoly Deal Card Game - Fast-Paced Family Fun by Hasbro Gaming</p> <p>Discover Monopoly Deal, the quick-playing card game version of Monopoly. Swap, steal, and scheme your way to victory in this fast-paced property trading game for families and kids, model G0351.</p>



[Monopoly Junior Super Mario Edition: Rules and Gameplay](#)

Learn how to play Monopoly Junior Super Mario Edition, a fast-dealing property trading game featuring characters from the Super Mario universe. This guide covers setup, gameplay, board spaces, winning conditions, and advanced rules.



[Perfection Board Game: How to Play and Set Up](#)

Instructions and guide for playing the Perfection board game, including setup, single-player mode, and multi-player mode.