

## Axess SPBT1058BK

# AXESS SPBT1058 Portable Bluetooth Media Speaker User Manual

Model: SPBT1058BK

## INTRODUCTION

This manual provides detailed instructions for the operation and maintenance of your AXESS SPBT1058 Portable Bluetooth Media Speaker. Please read this manual thoroughly before using the device to ensure proper function and to extend the product's lifespan.

## WHAT'S IN THE BOX

- AXESS SPBT1058 Portable Bluetooth Media Speaker
- USB Charge Cord

## PRODUCT FEATURES

- Bluetooth enabled for wireless audio streaming with a 30-foot range.
- Integrated FM radio tuner.
- USB port for media playback.
- Line-in support for non-Bluetooth devices.
- Tweeter: 1.4-inch x 1, Output: 1.2 Watt.
- Subwoofer: 3-inch x 1, Output: 9 Watt.
- Built-in 1,500 mAh lithium rechargeable battery.
- Integrated strap for enhanced portability.

## SETUP

### Charging the Battery

Before first use, fully charge the speaker's built-in lithium battery. Connect the supplied USB charge cord to the speaker's charging port and the other end to a standard USB power adapter (not included) or a computer's USB port. The charging indicator light will illuminate during charging and turn off when fully

charged.

## Powering On/Off

To power on the speaker, press and hold the power button located on the control panel. Repeat the action to power off the speaker.



Figure 1: Axess SPBT1058 Portable Bluetooth Speaker. This image shows the overall design of the speaker, including the carrying strap and the speaker grille on the left side.

## OPERATING INSTRUCTIONS

---

### Control Panel Overview



Figure 2: Control Panel. This image provides a detailed view of the speaker's control buttons, including play/pause, track skip, EQ, and mode selection.

**Play/Pause Button:** Press to play or pause audio.

**Previous Track/Volume Down Button (◀◀):** Short press for previous track; long press to decrease volume.

**Next Track/Volume Up Button (▶▶):** Short press for next track; long press to increase volume.

**EQ Button:** Press to cycle through equalizer presets.

**Mode Button (M):** Press to switch between Bluetooth, FM Radio, USB, and Line-in modes.

### Bluetooth Pairing

1. Power on the speaker. It will automatically enter Bluetooth pairing mode, indicated by a flashing LED light.
2. Enable Bluetooth on your mobile device (smartphone, tablet, etc.).
3. Search for available Bluetooth devices. Select "AXESS SPBT1058" from the list.
4. Once paired, the LED indicator will stop flashing and remain solid. You can now stream audio wirelessly to the speaker.

### FM Radio Operation

1. Press the "M" (Mode) button to switch to FM Radio mode.
2. Press the Play/Pause button to automatically scan and save available FM stations.
3. Use the Previous Track (◀◀) and Next Track (▶▶) buttons to navigate between saved stations.

### USB Playback

1. Insert a USB flash drive containing MP3 audio files into the USB port.
2. The speaker will automatically switch to USB mode and begin playing audio. If not, press the "M" (Mode) button to select USB mode.
3. Use the Play/Pause, Previous Track (◀◀), and Next Track (▶▶) buttons to control playback.

### Line-in (AUX) Connection

1. Connect one end of a 3.5mm audio cable (not included) to the speaker's AUX-in port.
2. Connect the other end of the cable to the audio output of your external device (e.g., MP3 player, computer).
3. Press the "M" (Mode) button to switch to Line-in mode.
4. Control audio playback from your external device.

## MAINTENANCE

- Clean the speaker with a soft, dry cloth. Do not use abrasive cleaners or solvents.
- Avoid exposing the speaker to extreme temperatures, direct sunlight, or high humidity.
- Store the speaker in a cool, dry place when not in use for extended periods.
- To preserve battery life, charge the speaker at least once every three months if not used regularly.

## TROUBLESHOOTING

Problem	Possible Cause	Solution
No power	Battery is depleted.	Charge the speaker's battery using the supplied USB cable.
No sound	Volume is too low or muted. Incorrect mode selected.	Increase volume on the speaker and/or connected device. Press the "M" button to select the correct input mode.
Bluetooth pairing fails	Speaker is not in pairing mode. Device is too far from speaker.	Ensure speaker is in Bluetooth mode (flashing LED). Move device closer to the speaker (within 30 feet). Restart both devices.
FM radio static	Weak signal.	Relocate the speaker to an area with better reception.

## SPECIFICATIONS

Feature	Detail
Model Number	SPBT1058BK
Connectivity Technology	Bluetooth, USB, AUX (Line-in)
Bluetooth Range	Up to 30 feet (10 meters)
Subwoofer Diameter	3 Inches
Subwoofer Output Power	9 Watts
Tweeter Diameter	1.4 Inches
Tweeter Output Power	1.2 Watts
Battery Type	Lithium Ion (1500 mAh)
Power Source	Battery Powered
Dimensions (L x W x H)	10.75 x 4.25 x 5 inches
Item Weight	1.85 pounds
Control Method	Touch (Buttons)
Color	Black

## SAFETY INFORMATION

**WARNING:**

This product can expose you to chemicals including lead, which is known to the State of California to cause cancer and birth defects or other reproductive harm. For more information go to [www.P65Warnings.ca.gov](http://www.P65Warnings.ca.gov).







Always follow basic safety precautions when using electrical appliances to reduce the risk of fire, electric shock, and injury to persons.

## WARRANTY AND SUPPORT

Axess provides a limited warranty for its products. For specific warranty terms, technical support, or service inquiries, please refer to the warranty card included with your product or visit the official Axess website.

Keep your purchase receipt as proof of purchase.

For further assistance, you may visit the Axess Store on Amazon:[Axess Store](#)

	<p><a href="#">AXESS SPBT1058 Bluetooth Media Speaker User Manual - Features, Specs. and Operation</a></p> <p>Comprehensive user manual for the AXESS SPBT1058 Bluetooth Media Speaker. Learn about its features, specifications, controls, Bluetooth pairing, USB playback, FM radio, AUX-IN connection, and charging instructions.</p>
	<p><a href="#">AXESS SPBT1076 Bluetooth Media Speaker User Manual</a></p> <p>User manual for the AXESS SPBT1076 Bluetooth Media Speaker, detailing features, specifications, operation, and charging instructions.</p>
	<p><a href="#">Axess MPBT6506 Double 4" Subwoofer Media Player Speaker User Manual</a></p> <p>User manual for the Axess MPBT6506 Double 4" Subwoofer Media Player Speaker, detailing specifications, features, and operating instructions for Bluetooth, TF/MicroSD, USB, AUX, and MIC modes. Includes safety information and product details.</p>
	<p><a href="#">Axess PR3206 AM/FM Radio with Media Player User Manual</a></p> <p>User manual for the Axess PR3206 AM/FM Radio with Media Player, detailing operation instructions, features, and specifications.</p>
	<p><a href="#">Axess SPBT1032 Portable Indoor/Outdoor Hi-Fi Cylinder Speaker User Manual</a></p> <p>User manual for the Axess SPBT1032, a portable indoor/outdoor Hi-Fi cylinder speaker with Bluetooth compatibility, 5.5-inch subwoofer, and various playback options including USB, SD card, and FM radio.</p>
	<p><a href="#">Axess 23.6" LED TV Operating Instructions Manual</a></p> <p>Comprehensive operating instructions for the Axess 23.6-inch LED Television, covering setup, features, remote control, and troubleshooting. Learn how to use your Axess LED TV safely and effectively.</p>