

Tzumi 5526AMZ

Tzumi Urban Series Wireless Earbuds (Model 5526AMZ) Instruction Manual

Your guide to setup, operation, and maintenance.

1. INTRODUCTION

The Tzumi Urban Series Wireless Earbuds are designed for an active lifestyle, offering high-definition stereo sound and hands-free communication. Featuring Bluetooth V4.2 technology, these earbuds provide a reliable wireless connection and are built for comfort and convenience.

This manual provides detailed instructions on how to set up, operate, and maintain your Urban Series Wireless Earbuds to ensure optimal performance and longevity.

2. PRODUCT OVERVIEW AND FEATURES

The Urban Series Wireless Earbuds combine functionality with a sleek design. Key features include:

- **Bluetooth V4.2 Technology:** Ensures stable and efficient wireless connectivity.
- **HD Stereo Sound:** Delivers clear and crisp audio for music and calls.
- **Integrated HD Microphone:** Allows for clear hands-free phone calls.
- **Magnetic Earbuds:** Designed to prevent tangling and keep the earbuds securely together when not in use.
- **Comfortable Fit:** Soft silicone ear tips in multiple sizes provide a customized and secure fit.
- **User-Friendly Controls:** Intuitive inline buttons for managing volume, playback, and calls.
- **Rechargeable Battery:** Lithium Polymer 65 mAh battery offers extended playback and talk time.





Image: Tzumi Urban Series Wireless Earbuds, showing the silver earbuds connected by a white cable with an inline control panel.

Ultimate Convenience

Less Wires, More Freedom



Wireless As It Should Be

Image: Close-up view of the Tzumi Urban Series Wireless Earbuds, emphasizing the magnetic design and inline control panel with volume and track buttons.

3. SETUP

3.1 Charging the Earbuds

Before first use, fully charge your Urban Series Wireless Earbuds. A Micro-USB cable is included for charging.

1. Connect the Micro-USB end of the charging cable to the charging port on the earbud's inline control panel.
2. Connect the USB-A end of the charging cable to a standard USB power source (e.g., computer USB port, USB wall adapter).
3. The indicator light on the control panel will illuminate during charging and change color or turn off when charging is complete.

A full charge typically takes approximately 1.5 hours and provides up to 5 hours of playback time or 6 hours of talk time.

3.2 Pairing with a Bluetooth Device

Follow these steps to connect your earbuds to your smartphone or other Bluetooth-enabled device:

1. Ensure the earbuds are turned off.
2. Press and hold the power button on the inline control panel for approximately 5 seconds until you hear a "Power On" prompt, followed by a "Pairing" prompt. The indicator light will typically flash red and blue, indicating pairing mode.
3. On your device, navigate to the Bluetooth settings and ensure Bluetooth is enabled.
4. Search for available devices. Select "TZUMI-Urban" from the list.
5. Once connected, you will hear a "Connected" prompt, and the indicator light will typically flash blue slowly or turn off.

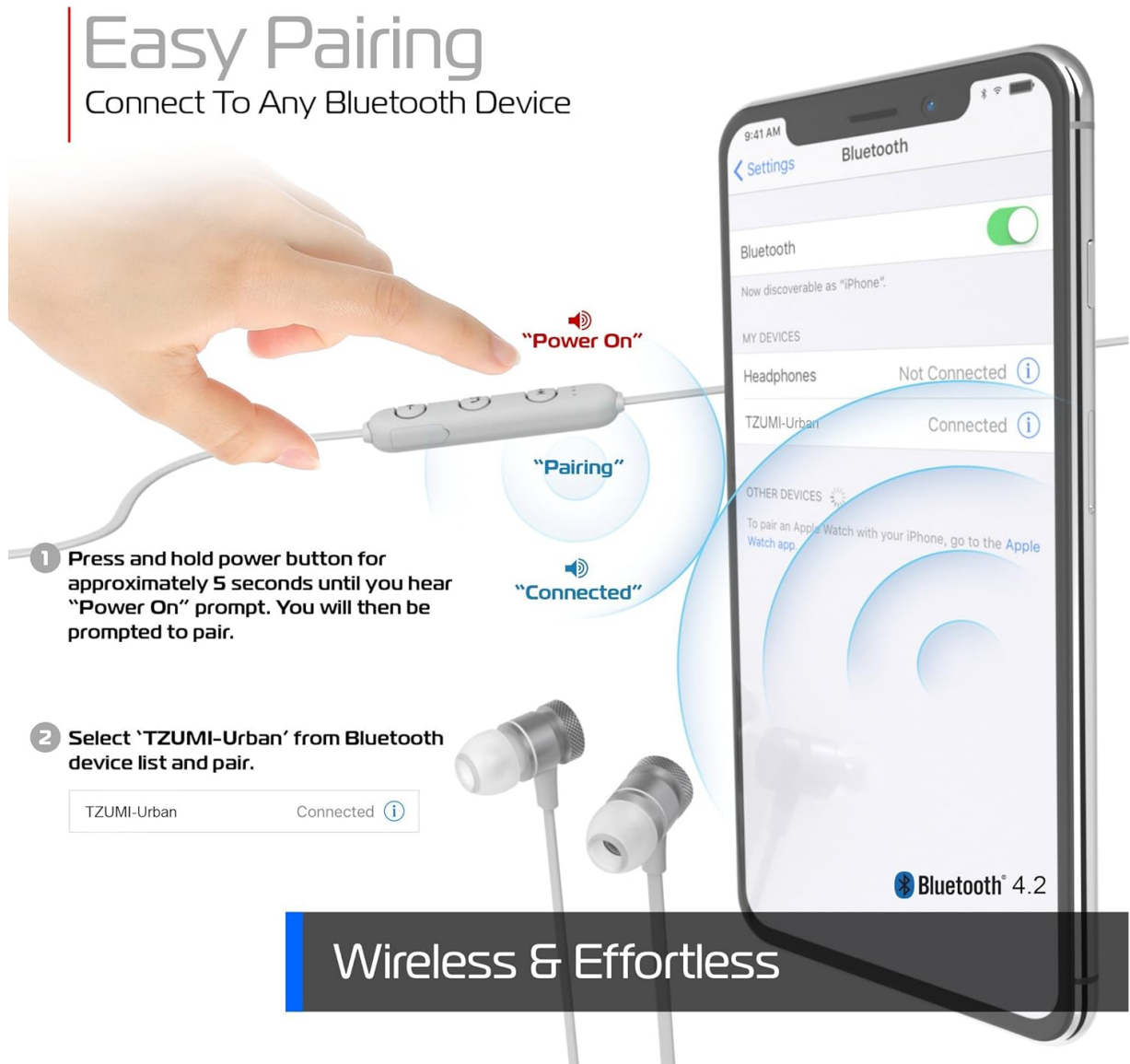


Image: Illustration demonstrating how to pair the Tzumi Urban Series Wireless Earbuds with a smartphone via Bluetooth, showing the power button and Bluetooth settings screen.

4. OPERATING INSTRUCTIONS

4.1 Inline Control Panel Functions

The inline control panel features three large buttons for easy operation:

- **Power Button (Center Button):**

- Press and hold to power on/off.
- Short press to play/pause music.
- Short press to answer/end calls.
- Press and hold to reject an incoming call.

- **Volume Up / Next Track Button (+):**

- Short press to increase volume.
- Long press to skip to the next track.

- **Volume Down / Previous Track Button (-):**

- Short press to decrease volume.
- Long press to go to the previous track.

4.2 Wearing the Earbuds

For optimal sound quality and comfort, select the ear tips that best fit your ears. The earbuds are designed for an ergonomic fit and noise isolation.

Ergonomic Comfort Fit

Designed to Fit Your Life



Comfort fit earpieces



Lightweight



Sweatproof



Comfortable, soft material

Image: A person wearing the Tzumi Urban Series Wireless Earbuds, highlighting features like comfort fit, lightweight design, sweatproof material, and soft material.

5. MAINTENANCE

5.1 Cleaning

- Gently wipe the earbuds and control panel with a soft, dry, lint-free cloth.
- Remove ear tips and clean them with mild soap and water if necessary. Ensure they are completely dry before reattaching.
- Do not use harsh chemicals, cleaning solvents, or strong detergents.

5.2 Storage

- Store the earbuds in a cool, dry place away from extreme temperatures.
- The magnetic design helps keep the earbuds together, preventing tangling during storage.

6. TROUBLESHOOTING

If you encounter issues with your Tzumi Urban Series Wireless Earbuds, refer to the following common solutions:

- **Earbuds not turning on:** Ensure the earbuds are fully charged.
- **Cannot pair with device:**
 - Ensure Bluetooth is enabled on your device.
 - Make sure the earbuds are in pairing mode (flashing red and blue indicator).
 - Move the earbuds closer to your device (within 33 feet / 10 meters).
 - Try restarting both the earbuds and your device.
 - Forget "TZUMI-Urban" from your device's Bluetooth list and attempt to pair again.
- **No sound or poor sound quality:**
 - Check the volume levels on both the earbuds and your connected device.
 - Ensure the earbuds are properly seated in your ears.
 - Verify that the earbuds are connected to the correct device.
 - Move away from potential sources of interference (e.g., Wi-Fi routers, other Bluetooth devices).
- **Charging issues:**
 - Ensure the charging cable is securely connected to both the earbuds and the power source.
 - Try using a different USB port or wall adapter.
 - Check the charging cable for any damage.

7. SPECIFICATIONS

Feature	Detail
Model Name	Urban Series
Item Model Number	5526AMZ
Bluetooth Version	4.2

Effective Bluetooth Range	Up to 33 feet (10 meters)
Battery Type	Rechargeable Lithium Polymer
Battery Capacity	65 mAh
Playback Time	Up to 5 Hours
Call Time	Up to 6 Hours
Frequency Range	20Hz - 20,000Hz
Input	60 mAh / 5V
Control Method	Touch (via inline buttons)
Form Factor	In Ear
Material	Plastic
Item Weight	95.2 g (0.21 Pounds)
Product Dimensions	17.78 x 11.68 x 4.32 cm


8. SAFETY INFORMATION






- Do not expose the earbuds to extreme temperatures, direct sunlight, or moisture.
- Avoid dropping or subjecting the earbuds to strong impacts.
- Do not attempt to disassemble or modify the earbuds, as this will void any warranty and may cause damage.
- Keep out of reach of children.
- Listen at moderate volume levels to prevent hearing damage.

9. WARRANTY AND SUPPORT

Tzumi is committed to providing quality consumer electronics products. For any questions, concerns, or assistance with your Urban Series Wireless Earbuds, please contact Tzumi customer support directly. Please refer to the product packaging or Tzumi's official website for the most current warranty information and contact details.

Related Documents - 5526AMZ

	<p>tzumi ProBuds Totally Wireless Earbuds User Manual - Setup & Controls</p> <p>Comprehensive user manual for tzumi ProBuds Totally Wireless Earbuds, covering setup, pairing, controls, charging, troubleshooting, and important safety information for models Tzumi-TWE-L and Tzumi-TWE-R.</p>
---	--

	<p>tzumi SoundMates Wireless Stereo Earbuds - User Guide & Specifications</p> <p>Learn how to connect, use, and charge your tzumi SoundMates Wireless Stereo Earbuds. Includes pairing instructions, earbud functions, safety precautions, and FCC compliance.</p>
	<p>Tzumi RT-18 True Wireless Earbuds User Manual</p> <p>User manual for Tzumi RT-18 True Wireless Earbuds. Learn about setup, Bluetooth pairing, functions, charging, specifications, and FCC compliance.</p>
	<p>Tzumi Dynamic Earbuds User Manual</p> <p>User manual for Tzumi Dynamic Earbuds, detailing product specifications, button controls, and features for Lightning-connected devices. Learn how to use your earbuds for music, calls, and volume adjustment.</p>
	<p>Tzumi SoundMates v2 Wireless Earbuds User Manual and Guide</p> <p>A comprehensive guide to using your Tzumi SoundMates v2 wireless earbuds, covering quick connection, troubleshooting, battery life, safety, and hands-free functions. Learn how to pair and operate your earbuds effectively.</p>
	<p>Tzumi Bluetooth Stereo Wireless Headphones User Guide</p> <p>User guide for Tzumi Bluetooth Stereo Wireless Headphones, detailing product overview, charging, Bluetooth pairing, controls, important safety information, and technical specifications.</p>