

## Bruder 02538

# Bruder 02538 MB Sprinter UPS Truck with Driver & Accessories Instruction Manual

Brand: Bruder | Model: 02538

## 1. PRODUCT OVERVIEW

The Bruder 02538 MB Sprinter UPS Truck is a highly detailed replica designed for play. This model features realistic functions and accessories to enhance the play experience. It includes a UPS driver figure, a manual pallet jack, and Euro pallets with shipping boxes.



Figure 1: Overall view of the Bruder 02538 MB Sprinter UPS Truck with included accessories.

## 2. COMPONENTS INCLUDED

The Bruder 02538 MB Sprinter UPS Truck set includes the following components:

- **MB Sprinter UPS Truck:** Features transparent and shatter-proof plastic cab windows, opening doors, a side door that opens, and two rear doors with opening angles up to 270°.
- **UPS Driver Figure:** Dressed in the company's typical uniform, with articulated limbs.
- **Manual Pallet Jack:** Equipped with height-adjustable forks and a rotating handle for realistic loading and unloading.

- **Two Euro Pallets:** For transporting goods.
- **Shipping Boxes:** Perforated, pre-printed sheets for assembly into various sizes of UPS shipping boxes.



Figure 2: The UPS truck with the driver figure and manual pallet jack.

### 3. SETUP AND ASSEMBLY

1. **Unpack Components:** Carefully remove all items from the packaging. Ensure all listed components are present.
2. **Assemble Shipping Boxes:** The shipping boxes are provided as flat, pre-printed sheets. Fold and assemble them according to the perforations to create the various box sizes.
3. **Prepare Pallet Jack:** The manual pallet jack is pre-assembled. Ensure the forks are adjustable and the handle rotates freely.
4. **Position Driver Figure:** The UPS driver figure has articulated joints allowing for various poses, such as sitting in the truck's cab or operating the pallet jack.



Figure 3: The driver figure can be positioned to operate the manual pallet jack.

### 4. OPERATING INSTRUCTIONS

The MB Sprinter UPS Truck offers several interactive features:

- **Opening Doors:** The cab doors, side door, and two rear doors can be opened. The rear doors open up to 270 degrees for easy access to the cargo area.
- **Loading and Unloading:** Use the manual pallet jack to lift and move the Euro pallets loaded with assembled shipping boxes. The pallet jack can be maneuvered into the truck's cargo area through the side or rear doors.
- **Driver Placement:** The UPS driver figure can be placed in the driver's seat or positioned outside the truck to simulate loading/unloading activities.



Figure 4: The side door opens, allowing access to the cargo area.



Figure 5: The rear doors open wide to facilitate loading with the pallet jack.

## Official Product Videos

Video 1: Demonstrates the features of the MB Sprinter UPS Truck, including the manual pallet jack and loading process.

Video 2: Shows the Bruder MB Sprinter UPS Truck with driver and accessories in action.

Video 3: Features the Bruder Sprinter UPS with driver and accessories, highlighting its various functions.

## 5. MAINTENANCE

To ensure the longevity of your Bruder toy, follow these simple maintenance guidelines:

- **Cleaning:** Wipe the truck and accessories with a damp cloth to remove dust and dirt. Avoid harsh chemicals or abrasive cleaners.
- **Storage:** Store the toy in a clean, dry place away from direct sunlight to prevent material degradation.
- **Inspection:** Periodically check for any loose or damaged parts. While Bruder toys are durable, excessive force can cause wear.

## 6. TROUBLESHOOTING

If you encounter any issues with your Bruder 02538 MB Sprinter UPS Truck, consider the following:

- **Stiff Moving Parts:** If doors or the pallet jack mechanism feel stiff, ensure no debris is obstructing their movement. Gentle manipulation should restore function.
- **Missing Accessories:** Check all packaging thoroughly. If an accessory is genuinely missing, contact customer support.



## 7. SPECIFICATIONS





- **Product Dimensions:** 17.91 x 6.69 x 8.66 inches
- **Item Weight:** 2.73 pounds
- **Item Model Number:** 02538
- **Manufacturer Recommended Age:** 36 months - 3 years
- **Scale:** 1:16
- **Material:** High-quality plastics, such as ABS
- **Made In:** Germany

## 8. WARRANTY AND SUPPORT

Bruder Toys are known for their high quality and durability. For specific warranty information or customer support inquiries, please refer to the official Bruder Toys website or contact their customer service directly. Keep your purchase receipt as proof of purchase.

### Related Documents - 02538

	<p><a href="#">Bruder 03553 Scania &amp; 02831 Mack Recovery &amp; Towing Trucks - Toy Vehicle Instructions</a></p> <p>Explore the Bruder 03553 Scania and 02831 Mack recovery and towing truck toy models. This document provides detailed operational instructions, safety warnings, and product information for these realistic Bruder vehicles.</p>
	<p><a href="#">Bruder MACK Granite Fire Engine with Slewing Ladder Toy - Assembly and Features</a></p> <p>Detailed information and assembly guide for the Bruder MACK Granite Fire Engine with Slewing Ladder toy (model 02821). Learn about its features, multi-functional aspects, and safe usage.</p>

	<p><a href="#">Bruder SCANIA R-series Timber Truck Toy 03524 - Features and Instructions</a></p> <p>Explore the Bruder SCANIA R-series Timber Truck toy (model 03524) with a detailed overview of its features, accessories, and safety instructions. Learn how to operate the log loading crane and grabber.</p>
	<p><a href="#">Bruder 42187 Front Axle Assembly Instructions for Toy Tractors</a></p> <p>Assembly instructions for the Bruder 42187 front axle accessory, designed for Bruder toy tractors like the New Holland T5.120. This multi-functional part provides detailed steps for attachment and securing. Includes Bruder service and contact information.</p>
	<p><a href="#">Bruder Crane Arm 44513 Assembly Instructions</a></p> <p>Step-by-step instructions for assembling the Bruder Crane Arm accessory (model 44513), compatible with Bruder trucks like the Scania Tow Truck.</p>
	<p><a href="#">BRUDER KBLB200 Toy Safety Warning: Choking Hazard - Small Parts   BRUDER</a></p> <p>Essential safety information for BRUDER KBLB200 toys. This document highlights the choking hazard posed by small parts and warns that the product is not suitable for children under 3 years old.</p>