

iClever HS14

iClever Kids Headphones HS14 - Instruction Manual

Model: HS14 | Brand: iClever

INTRODUCTION

Welcome to the iClever Kids Headphones HS14 instruction manual. These headphones are meticulously designed with your child's safety and comfort as top priorities. They feature advanced volume-limiting technology to protect sensitive hearing, a robust and adjustable design for long-lasting use, and universal compatibility with a wide range of devices.

KEY FEATURES

Hearing Protection (85/94dB Safe Volume Tech)

The iClever Kids Headphones HS14 incorporate patented Safe-Volume Technology, which limits audio output to a maximum of 85dB for safe daily listening. For noisier environments, such as during car rides or airplane travel, the volume limiter can be adjusted to 94dB to ensure audio clarity without compromising hearing safety.

Safe Volume Limiting

Better Protect Kid's Hearing &
Satisfy Listening Environment



Study Mode

85dB



Travel Mode

94dB



Image: Headphones showcasing the 85dB and 94dB volume limiting switch.

Built-in Microphone & Universal Compatibility

Equipped with a high-quality built-in microphone, these headphones are perfect for online learning sessions, video calls, and interactive gaming. The standard 3.5mm audio jack ensures broad compatibility with virtually all smartphones, tablets, laptops, and gaming consoles, including Chromebooks, Kindle Fire, Nintendo Switch, iPads, and more.



HD Microphone & Stereo Sound

Online
Courses

Phone call



94dB

85dB

Image: A child using the headphones with a computer, highlighting the HD microphone and stereo sound features.

Comfortable & Durable



Image: Diagram illustrating the universal compatibility of the 3.5mm jack with various devices like Switch, Computer, iPad/Tablet, Kindle Fire, and Chromebook.

Immersive Stereo Sound

Your children will enjoy a rich and engaging audio experience thanks to the dual Sound Stage drivers, delivering crisp and pure stereo sound.

Adjustable & Durable Design

Built to withstand the rigors of daily use by children, these headphones feature a flexible headband that can be adjusted to fit various head sizes. The soft, hypoallergenic ear cushions are made from memory-protein material, ensuring comfort even during extended listening periods. The robust, tangle-free nylon cord is designed to resist

knots and withstand pulling, dragging, and rubbing.



The image shows three children of different ages wearing the same model of headphones. On the left, a young girl with glasses and a red plaid dress over a white shirt is thinking, holding a green pen. In the center, a boy with curly hair and glasses, wearing a denim shirt, holds a blue folder. On the right, a teenage girl with long blonde hair, wearing a denim jacket over a white shirt, is smiling with her arms crossed. The background is split into three vertical panels: purple for the girl, yellow for the boy, and light blue for the teenage girl.

Adjustable Headband

fit heads from kids to adults



A circular inset diagram shows a close-up of the headphones' headband. It features a black plastic slider on a blue track, with two blue adjustment straps. Yellow arrows indicate the range of motion for the slider, showing how the headband can be extended or retracted to fit different head sizes.

Image: Three children of different ages wearing the headphones, demonstrating the adjustable headband that fits various head sizes.

Universal Compatibility



Switch



Computer



iPad / Tablet



kindle fire



Chromebook



Image: Close-up of the headphones highlighting the flexible headband, tangle-free nylon cord, and soft padded cushions.

SETUP

Connecting Your Headphones

1. Locate the 3.5mm audio jack on your device (e.g., smartphone, tablet, laptop, Nintendo Switch).
2. Insert the 3.5mm plug from the headphone cord firmly into the device's audio jack.
3. Ensure the plug is fully inserted to prevent sound issues.

Adjusting the Fit

1. Gently extend or retract the headband on both sides to fit your child's head comfortably.
2. The earcups should sit snugly over the ears without excessive pressure.

OPERATING INSTRUCTIONS

Volume Control

Use the switch on the inline control to select the desired volume limit:

- **85dB:** Recommended for daily listening in quiet environments.
- **94dB:** Suitable for noisier environments, such as during travel, to ensure audio clarity.

Using the Microphone

The built-in microphone allows for clear voice communication during online classes or calls. Ensure your device's audio settings are configured to use the headphone's microphone.

Play/Pause/Answer/Hangup Button

The inline control also features a multi-function button:

- **Single Press:** Play/Pause audio or Answer/End a phone call.
- **Double Press:** Skip to the next track (for music playback).
- **Triple Press:** Go back to the previous track (for music playback).

MAINTENANCE AND CARE

Cleaning

Wipe the headphones with a soft, dry cloth. Do not use harsh chemicals or abrasive cleaners. For ear cushions, a slightly damp cloth can be used, but ensure they are completely dry before use.

Storage

When not in use, fold the headphones for compact storage. Store them in a clean, dry place away from extreme temperatures and direct sunlight.

Cable Care

The tangle-free nylon cord is durable, but avoid excessive pulling or sharp bends to prolong its lifespan.

TROUBLESHOOTING

No Sound or Low Volume

- Ensure the 3.5mm jack is fully inserted into the device.
- Check the volume level on both the headphones (85dB/94dB switch) and the connected device.
- Test the headphones with another device to rule out a device-specific issue.

Microphone Not Working

- Verify that the 3.5mm jack is fully inserted.
- Check your device's audio input settings to ensure the external microphone is selected.
- Test the microphone with another application or device.

Sound Distortion or Crackling

- Ensure the 3.5mm jack is clean and free of debris.
- Try adjusting the volume on both the headphones and the device.
- Test with another audio source or device.

SPECIFICATIONS

Feature	Specification
Model Name	HS14
Connectivity Technology	Wired (3.5mm Jack)
Volume Limiter	85dB / 94dB
Frequency Response	20 Hz - 20,000 Hz
Cable Length	4.7 Feet
Material	Vegan Leather, Plush
Item Weight	6.1 ounces (173 Grams)
Control Type	Volume Control, Play/Pause/Answer/Hangup
Cable Feature	Tangle Free
Ear Placement	On Ear







WARRANTY AND SUPPORT

iClever stands by the quality of its products. For any issues with your wired headphones, please contact iClever customer support. We are committed to resolving your concerns within 24 hours.

For a detailed user guide, please refer to the official PDF document:[iClever Kids Headphones User Guide \(PDF\)](#)

IMPORTANT SAFETY INFORMATION

- Always supervise young children while using headphones.
- Do not expose headphones to extreme temperatures, humidity, or liquids.
- Avoid prolonged listening at high volumes, even with volume limiting, to prevent potential hearing damage.
- Keep out of reach of infants and small children to prevent choking hazards from small parts or entanglement with the cord.

	<p>iClever IC-HS25 Meow02 Wired Headphones - User Manual & Specifications</p> <p>Detailed information about the iClever IC-HS25 Meow02 wired headphones, including product features, specifications, light mode operation, battery replacement instructions, safety warnings, and FCC compliance.</p>
	<p>iClever BTH16 Wireless Headphones User Manual - Setup and Operation Guide</p> <p>This user manual provides comprehensive instructions for the iClever BTH16 Wireless Headphones, covering setup, operation, features, and specifications. Learn how to pair, charge, and use your headphones for an optimal audio experience.</p>
	<p>iClever BTH22 Wireless Headphones User Manual</p> <p>Comprehensive user manual for the iClever BTH22 Wireless Headphones, covering product features, safe volume technology, Bluetooth pairing, button functions, charging instructions, specifications, and compliance information.</p>
	<p>iClever BTH27 Wireless Headphones User Manual</p> <p>Comprehensive user manual for the iClever BTH27 Wireless Headphones, covering setup, features, operation, specifications, and safety information.</p>
	<p>iClever FOCUS User Manual EM02 Wireless Headphones</p> <p>Comprehensive user manual for the iClever FOCUS EM02 Wireless Headphones, detailing features, setup, operation, and safety information. Learn about Safe-Volume Technology and product specifications.</p>
	<p>iClever BTH18 Wireless Junior Headphones: User Manual & Features</p> <p>Comprehensive guide to the iClever BTH18 wireless junior headphones, detailing features like safe volume limiting, LED lights, Bluetooth connectivity, and specifications for parents and users.</p>