

ZEALOT B21

ZEALOT B21 Wireless Bluetooth Over-Ear Headphones

USER MANUAL

Model: B21

1. Introduction

Thank you for choosing the ZEALOT B21 Wireless Bluetooth Over-Ear Headphones. This manual provides essential information for the proper use, maintenance, and troubleshooting of your device. Please read it carefully before use and retain it for future reference.

2. Package Contents

Upon opening your ZEALOT B21 package, please verify that all the following items are included:

- ZEALOT B21 Wireless Bluetooth Over-Ear Headphones
- Micro USB Charging Cable
- 3.5mm Audio Cable (AUX)
- User Manual
- Storage Pouch



Image: Contents of the ZEALOT B21 package, including headphones, cables, and manual.

3. Setup and Initial Use

3.1 Charging the Headphones

Before first use, fully charge your ZEALOT B21 headphones. Connect the micro USB charging cable to the charging port on the headphones and the other end to a USB power source (e.g., computer USB port, USB wall adapter). The LED indicator will show charging status and turn off or change color when fully charged.

Note: A full charge provides approximately 20 hours of playtime.

3.2 Powering On/Off

- **Power On:** Press and hold the Power button until the LED indicator flashes.
- **Power Off:** Press and hold the Power button until the LED indicator turns off.

3.3 Bluetooth Pairing

1. Ensure the headphones are powered off.

2. Press and hold the Power button for approximately 5-7 seconds until the LED indicator flashes red and blue alternately, indicating pairing mode.
3. On your device (smartphone, tablet, PC), enable Bluetooth and search for available devices.
4. Select "ZEALOT B21" from the list of found devices.
5. Once paired, the LED indicator will flash blue slowly.

Note: The Bluetooth range is approximately 10 meters (33 feet).

3.4 Wired Connection (AUX Mode)

You can use the ZEALOT B21 headphones in wired mode even if the battery is depleted. Connect one end of the 3.5mm audio cable to the AUX port on the headphones and the other end to your audio source's 3.5mm jack.

Note: The microphone functionality is only available in Bluetooth mode when connected via AUX cable.



Image: ZEALOT B21 headphones demonstrating the use of the AUX cable for passive listening.

4. Operating the Headphones

4.1 Touch Control Interface

The ZEALOT B21 features an intuitive touch control interface on the right earcup for managing audio playback and calls.

- **Volume Up:** Swipe the touch panel upward.
- **Volume Down:** Swipe the touch panel downward.
- **Next Track:** Swipe the touch panel forward (right).
- **Previous Track:** Swipe the touch panel backward (left).
- **Play/Pause:** Tap the center of the touch panel once when listening to music.
- **Voice Dial:** Press and hold the center of the touch panel when in standby.

Gentle Gestures Gives You Full Control

An intuitive touch interface gives you full control of all functionality

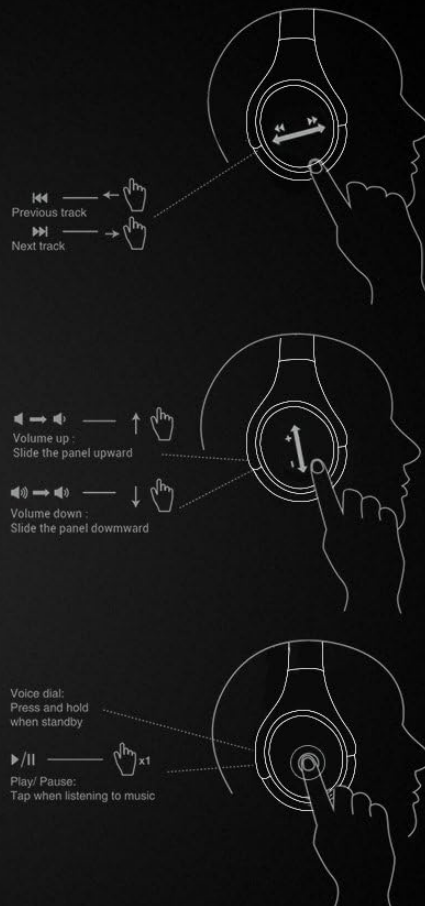


Image: Visual guide to the touch control gestures for volume, track selection, and play/pause on the right earcup.



Image: The ZEALOT B21 headphones displaying the touch-sensitive control panel on the earcup.

4.2 Call Management

- **Answer Call:** Tap the center of the touch panel once.
- **End Call:** Tap the center of the touch panel once during a call.
- **Reject Call:** Press and hold the center of the touch panel for approximately 2 seconds.

4.3 Foldable Design

The ZEALOT B21 headphones feature a foldable design for enhanced portability and easy storage. Gently fold the earcups inwards towards the headband when not in use.



Image: The ZEALOT B21 headphones in their compact, folded state, highlighting their portability.

5. Comfort and Design Features

The ZEALOT B21 headphones are designed for extended listening comfort and durability.

- **Comfortable Earpads:** Equipped with super soft, circumaural earcups and memory foam padding for lasting comfort and sound isolation.
- **Solid Steel Headband:** Features a durable steel headband for a secure and adjustable fit.

Ultra Comfortable and Ergonomic Design

Closed circumaural ear cups with memory foam padding for comfort and isolated sound



Image: A detailed view of the soft, memory foam earpads designed for comfort and sound isolation.

Solid Steel Headband

The steel headband allows you to find the perfect fit and provide excellent durability



Image: A close-up of the adjustable solid steel headband, emphasizing durability and fit.

6. Maintenance

To ensure the longevity and optimal performance of your ZEALOT B21 headphones, follow these maintenance guidelines:

- **Cleaning:** Use a soft, dry cloth to wipe the headphones. Avoid using abrasive cleaners, solvents, or harsh chemicals.
- **Storage:** When not in use, store the headphones in the provided storage pouch to protect them from dust and scratches. Store in a cool, dry place.
- **Battery Care:** Avoid fully discharging the battery frequently. For long-term storage, charge the headphones to about 50% every few months.
- **Avoid Moisture:** Do not expose the headphones to water or excessive moisture.

7. Troubleshooting

If you encounter issues with your ZEALOT B21 headphones, refer to the following common solutions:

Problem	Possible Solution
Headphones do not power on.	Ensure the headphones are charged. Connect to a power source using the micro USB cable.
Cannot pair via Bluetooth.	<ul style="list-style-type: none">◦ Ensure headphones are in pairing mode (flashing red and blue).◦ Turn off and on Bluetooth on your device.◦ Move headphones closer to your device.◦ Clear previous Bluetooth connections on your device.
No sound or low volume.	<ul style="list-style-type: none">◦ Adjust volume on both headphones and connected device.◦ Ensure headphones are properly paired or AUX cable is fully inserted.◦ Check if the audio source is playing.
Touch controls are unresponsive.	<ul style="list-style-type: none">◦ Ensure your fingers are clean and dry.◦ Restart the headphones.◦ Ensure you are using the correct gestures as described in Section 4.1.
Microphone not working.	Ensure headphones are connected via Bluetooth. Microphone functionality is not available in AUX mode.

8. Specifications

Feature	Detail
Model Name	B21
Connectivity Technology	Bluetooth
Bluetooth Version	5.0
Bluetooth Range	10 Meters (33 feet)
Battery Life	Up to 20 Hours
Frequency Response	20 Hz - 20000 Hz
Earpiece Shape	Over-Ear (Circumaural)
Control Type	Touch Gestures
Special Feature	Built-in Microphone
Weight	Approximately 2.05 pounds (0.93 kg)
Material	Leather (earpads)
UPC	191094172220

9. Warranty and Support


ZEALOT products are designed for reliability and performance. Your ZEALOT B21 headphones are covered by a manufacturer's warranty, typically for one year from the date of purchase, against defects in materials and workmanship.

For warranty claims, technical support, or further assistance, please contact ZEALOT customer service through the official website or your retailer. Please retain your proof of purchase for warranty validation.

Disclaimer: Specifications and product appearance are subject to change without prior notice. This manual is for informational purposes only.

© 2023 ZEALOT. All rights reserved.


Related Documents - B21

	<p>ZEALOT B21 Wireless Headphones Quick Start Guide - Features, Specs, and Usage</p> <p>Concise guide for the ZEALOT B21 Wireless Headphones, covering packing content, power, Bluetooth connection, playback controls, charging, safety warnings, and technical specifications.</p>
	<p>ZEALOT-MP1 Wireless Speaker User Manual and Safety Information</p> <p>This document provides instructions and safety information for the ZEALOT-MP1 Wireless Speaker. It includes details on product usage, battery care, cleaning, and compliance with regulatory standards.</p>




[Zealot ZE-01 Wireless Speaker Quick Start Guide](#)

A quick start guide for the Zealot ZE-01 wireless speaker, detailing setup, features like Party Add and microphone functionality, technical specifications, charging information, and safety warnings. The guide is presented primarily in English with extensive multilingual support.




[ZEALOT-S31 Wireless Speaker Quick Start Guide](#)

A concise guide to setting up and operating the ZEALOT-S31 wireless speaker, covering features, controls, charging, warnings, and technical specifications.



[ZEALOT-PT02 Wireless Speaker Quick Start Guide](#)

This document provides a quick start guide for the ZEALOT-PT02 wireless speaker, detailing its technical specifications, features, operation, safety warnings, and compliance information in multiple languages, with English as the primary language.



[ZEALOT-P16 Wireless Speaker User Manual](#)

User manual for the ZEALOT-P16 wireless speaker, detailing technical specifications, features, operation, safety warnings, and compliance information.