

## EcoSmart A19 1002459588

# EcoSmart 60W Equivalent A19 Dimmable LED Light Bulb Instruction Manual

Model: A19 1002459588

## INTRODUCTION

Thank you for choosing the EcoSmart 60W Equivalent Soft White A19 Dimmable Filament LED Light Bulb. This product combines energy efficiency with the aesthetic of traditional incandescent bulbs. Designed for longevity and performance, this LED bulb consumes only 7.5 watts of energy while providing 800 lumens of soft white light (2700K). It is fully dimmable and Energy Star certified, making it an ideal replacement for incandescent or CFL bulbs in various indoor fixtures.



**Image 1:** EcoSmart A19 Dimmable LED Light Bulb. This image displays the frosted white bulb with a standard E26 medium screw base.

## IMPORTANT SAFETY INFORMATION

---

Please read and understand all instructions and safety warnings before installation and use. Failure to follow these instructions may result in electric shock, fire, or other hazards.

- **Risk of Electric Shock:** Always turn off power to the fixture at the circuit breaker or fuse box before installation, removal, or inspection.
- **Risk of Fire:** Do not exceed the maximum wattage rating of the fixture. Ensure the bulb is installed in a fixture designed for its size and type.
- **Proposition 65 Warning:** This product may contain chemicals known to the State of California to cause cancer and birth defects or other reproductive harm. Wash hands after handling.
- Do not use with emergency exit fixtures or emergency lights.
- Not suitable for totally enclosed fixtures unless specified by the fixture manufacturer.
- Avoid direct exposure to water. For indoor use only.
- Do not disassemble or modify the bulb. There are no user-serviceable parts inside.

- If the bulb shows signs of damage, flickering, or emits smoke/unusual odors, immediately turn off power and discontinue use.

## SETUP AND INSTALLATION

1. **Turn Off Power:** Before replacing any light bulb, ensure the power to the light fixture is turned off at the circuit breaker or wall switch.
2. **Allow Cooling:** If replacing an old incandescent bulb, allow it to cool completely before handling to prevent burns.
3. **Remove Old Bulb:** Carefully unscrew the old bulb counter-clockwise from the fixture.
4. **Install New Bulb:** Gently screw the EcoSmart LED bulb clockwise into the standard E26 medium base socket until it is snug. Do not overtighten.
5. **Restore Power:** Turn the power back on at the circuit breaker or wall switch.
6. **Test:** Turn on the light switch to confirm the bulb is working correctly.

This bulb is designed for standard E26 medium base sockets. Ensure your fixture is compatible.

## OPERATING INSTRUCTIONS

The EcoSmart A19 LED bulb operates like a standard light bulb but offers dimming capabilities.

- **Standard Operation:** Simply turn on the light switch to illuminate the bulb.
- **Dimming Function:** This bulb is fully dimmable. For optimal performance, use with compatible LED-rated dimmer switches. Consult your dimmer switch manufacturer's instructions for proper operation. Incompatible dimmers may cause flickering or reduced performance.
- **Light Appearance:** The bulb emits a soft white light at 2700 Kelvin, providing a warm and inviting ambiance.

## MAINTENANCE

EcoSmart LED bulbs require minimal maintenance.

- **Cleaning:** Ensure the power is off and the bulb is cool before cleaning. Wipe the bulb with a soft, dry cloth. Do not use liquid cleaners or abrasive materials.
- **Storage:** If storing bulbs, keep them in their original packaging in a cool, dry place.
- **Disposal:** Dispose of LED bulbs according to local regulations. Many municipalities have recycling programs for electronic waste.

## TROUBLESHOOTING

If you encounter issues with your EcoSmart LED bulb, refer to the following common solutions:

Problem	Possible Cause	Solution
Bulb does not light up.	No power to the fixture, loose connection, or faulty bulb.	Check if the light switch is on. Verify power at the circuit breaker. Ensure the bulb is screwed in securely. Test the bulb in another working fixture.

Problem	Possible Cause	Solution
Bulb flickers or hums.	Incompatible dimmer switch, loose connection, or electrical interference.	Ensure you are using an LED-compatible dimmer switch. Tighten the bulb in the socket. Test the bulb in a non-dimmable fixture to rule out dimmer incompatibility.
Bulb does not dim properly.	Incompatible dimmer switch or dimmer settings.	Confirm your dimmer is LED-compatible. Some LED dimmers have adjustment settings; consult your dimmer's manual.

If problems persist after trying these solutions, contact customer support.

### SPECIFICATIONS





Brand	EcoSmart
Model Number	1002459588
Bulb Shape Size	A19
Light Type	LED (Filament)
Wattage (Equivalent)	60 Watts
Wattage (Actual)	7.5 Watts
Brightness	800 Lumens
Light Color	Soft White
Color Temperature	2700 Kelvin
Dimmable	Yes
Bulb Base	E26 Medium
Voltage	100-120 Volts, 60 Hertz
Estimated Life	15,000 hours (13.7 years based on 3 hours/day)
Energy Star Certified	Yes
Material	Glass
UPC	693690565012



### WARRANTY AND SUPPORT

EcoSmart products are manufactured to high-quality standards. For specific warranty information, please refer to the packaging or the official EcoSmart website. If you have questions, require technical assistance, or need to report an issue, please contact EcoSmart customer support through their official channels.

For further assistance, please visit the [EcoSmart website](#) or contact their customer service department.

## Related Documents - A19 1002459588

	<p><a href="#">EcoSmart Adjustable White A19 Motion Sensor Bulb - Use and Care Guide</a></p> <p>Detailed use and care guide for the EcoSmart Adjustable White A19 Motion Sensor Bulb (Model 14A19060M6CCT01), including safety information, specifications, operation, and troubleshooting.</p>
	<p><a href="#">EcoSmart Adjustable White A19 Motion Sensor Bulb Use and Care Guide</a></p> <p>Comprehensive use and care guide for the EcoSmart Adjustable White A19 Motion Sensor Bulb (Model 14A19060M6CCT01). This guide covers safety information, warranty details, specifications, operation instructions, and troubleshooting tips for optimal use.</p>
	<p><a href="#">EcoSmart Adjustable White A19 Dusk to Dawn Bulb - Use and Care Guide</a></p> <p>Detailed use and care instructions for the EcoSmart Adjustable White A19 Dusk to Dawn LED Bulb (Model 14A19060D6CCT01). Includes safety warnings, 10-year limited warranty, installation, operation, color temperature selection, and troubleshooting tips.</p>
	<p><a href="#">EcoSmart Wireless Controlled A19 Smart Bulb: Use and Care Guide</a></p> <p>Comprehensive guide for the EcoSmart A9A19A60WESDZ02 Wireless Controlled A19 Smart Bulb, covering setup, operation, safety, troubleshooting, and warranty information.</p>

	<p><a href="#">EcoSmart A19 Motion Sensor Bulb Use and Care Guide</a></p> <p>Comprehensive guide for the EcoSmart A19 Motion Sensor Bulb, covering operation, color temperature selection, installation, and important notes for optimal performance. Includes FCC compliance information.</p>
	<p><a href="#">EcoSmart Color Changing Bluetooth Speaker Bulb Use and Care Guide</a></p> <p>User and care guide for the EcoSmart BTA19RGB3KECP Color Changing Bluetooth Speaker Bulb. Includes safety information, warranty details, single and two-bulb pairing instructions, remote operation, battery replacement, and support contact.</p>