

Nespresso 07630047639302

Nespresso Vertuo Odacio Medium Roast Coffee Capsules Instruction Manual

Brand: Nespresso
Model: 07630047639302

1. INTRODUCTION TO NESPRESSO VERTUO ODACIO CAPSULES

The Nespresso Vertuo Odacio coffee capsules offer a bold and lively medium roast experience. This blend is characterized by a full-bodied cereal note, which is beautifully balanced by a flourish of fruitiness and delicate acidity. Designed for the Nespresso Vertuo system, these capsules deliver a consistent and rich coffee experience.



Figure 1: Nespresso Vertuo Odacio coffee capsule and a glass of brewed coffee.

2. PRODUCT FEATURES

- **Bold & Lively Flavor:** Odacio delivers a full-bodied cereal note with a surprising fruitiness and delicate acidity.
- **Long Roast Profile:** Nicaraguan beans undergo a long roast to develop cereal notes, providing structure and body. Ethiopian beans are also long-roasted to enhance delicate notes. Both roasts are long but light, resulting in an intensity level of 7.
- **Versatile Enjoyment:** This coffee is crafted to be enjoyable both as a black coffee and as a base for milk-based recipes.
- **Optimal Brew Size:** Each Nespresso Vertuo Odacio pod brews a 7.77 fl. oz. serving, ideal for a satisfying coffee experience.
- **Machine Compatibility:** Nespresso Vertuo pods are exclusively designed for Nespresso Vertuo machines and are not compatible with Original machines.



Figure 2: A collection of Nespresso Vertuo Odacio capsules alongside a freshly brewed cup.



Figure 3: Odacio taste profile, highlighting its intensity and recommended serving size.

3. SETUP

Before brewing your Nespresso Vertuo Odacio coffee, ensure your Nespresso Vertuo machine is properly set up and filled with fresh water. Refer to your machine's specific instruction manual for initial setup procedures.

3.1 Inserting the Capsule

1. Open the head of your Nespresso Vertuo machine.
2. Place one Nespresso Vertuo Odacio capsule into the capsule holder, ensuring it is correctly seated.
3. Close the machine head and lock it into place.

Video 1: Demonstration of inserting a Nespresso Vertuo capsule and initiating the brewing process.

4. OPERATING INSTRUCTIONS

The Nespresso Vertuo system automatically recognizes the capsule and adjusts brewing parameters for optimal extraction. The Odacio capsule is designed to brew a 7.77 fl. oz. coffee.

4.1 Brewing Your Coffee

1. Place a coffee cup (at least 7.77 fl. oz. capacity) under the coffee outlet.
2. Press the brew button on your Nespresso Vertuo machine. The machine will begin brewing automatically.

3. Wait for the brewing cycle to complete. The machine will stop automatically.
4. Enjoy your Nespresso Vertuo Odacio coffee.

4.2 Enjoying with Milk

Odacio's flavor profile is well-suited for milk-based recipes. Add your preferred amount of milk or frothed milk after brewing for a customized beverage.

Video 2: A detailed review demonstrating the brewing process of Nespresso Vertuo Odacio capsules.



Figure 4: Nespresso Vertuo offers various cup sizes, with Odacio designed for the 7.8 oz Coffee size.



Figure 5: Vertuo's revolutionary brewing system adapts to each capsule for optimal coffee and espresso.

5. MAINTENANCE AND RECYCLING

Proper maintenance of your Nespresso machine ensures optimal performance and coffee quality. Regularly clean your machine according to its manual. Nespresso is committed to sustainability, and its aluminum capsules are fully recyclable.

5.1 Capsule Recycling

Nespresso provides various options for recycling used aluminum coffee pods. By participating in the recycling program, you contribute to transforming aluminum into new items and composting coffee grounds. For more information on recycling options, visit the official Nespresso website.

NESPRESSO COFFEE QUALITY

At **Nespresso**, quality doesn't happen by chance. It's the result of conscious choices and great care: from farm to cup.

It starts in the field with the selection of only high quality coffee beans from carefully selected origins.

It's then crafted with care by the farmers we work with and our coffee experts. The extraction technology of our machines makes a high quality cup, every time.



Figure 6: Nespresso aluminum capsules are fully recyclable through dedicated programs.

6. SPECIFICATIONS

Attribute	Value
Brand	Nespresso
Item Form	Capsule
Flavor	Unflavored (Natural Coffee)
Caffeine Content	Caffeinated
Roast Level	Medium Dark Roast (Intensity 7)
Units	30.0 Count
Product Dimensions	0.39 x 0.39 x 0.5 inches
Item Weight	1.23 Pounds
Item Model Number	07630047639302

7. INGREDIENTS AND DIETARY INFORMATION

7.1 Ingredients

- Coffee

7.2 Dietary Type

- Plant Based



Figure 8: Packaging displaying recycling information and ingredients.

8. SUSTAINABILITY COMMITMENT

Nespresso is a certified B Corp, adhering to the highest standards of verified social and environmental performance. This commitment is reflected in their coffee sourcing and capsule recycling initiatives.

8.1 Responsible Sourcing

Nespresso's quality begins with conscious choices and great care, from farm to cup. They select high-quality coffee beans from carefully chosen origins, working with farmers and coffee experts to ensure a high-quality cup every time.



Figure 9: Rainforest Alliance Certified for sustainable coffee sourcing.



Figure 10: Nespresso is a signatory of The Climate Pledge since 2021.

9. TROUBLESHOOTING

If you encounter any issues with your Nespresso Vertuo machine or the brewing process, please refer to your machine's specific troubleshooting guide. Common issues often relate to water tank levels, descaling needs, or proper capsule insertion. Ensure the machine is regularly cleaned and maintained for optimal performance.






Video 3: A review of the Nespresso Vertuo Next Coffee Maker, providing insights into machine operation that may assist with troubleshooting.

10. WARRANTY AND SUPPORT

For information regarding product warranty or to access customer support, please visit the official Nespresso website or contact their customer service directly. Details can typically be found in your Nespresso machine's user manual or on the Nespresso brand store page.

Related Documents - 07630047639302

	<p>Nespresso Vertuo Quick Start Guide: Setup, Brewing, and Offers</p> <p>Comprehensive quick start guide for the Nespresso Vertuo coffee machine. Learn how to set up, clean, brew different cup sizes, redeem complimentary coffee sleeves, and recycle capsules. Includes information on Nespresso.com benefits and support.</p>
--	--

	<p>Nespresso Coffee Machine Safety Precautions and User Guide</p> <p>Essential safety guidelines and operating instructions for Nespresso coffee machines, including Vertuo and Original ranges, to ensure safe and optimal use. Learn about proper handling, electrical safety, cleaning, and maintenance.</p>
	<p>Nespresso Vertuo Lattissima User Manual</p> <p>A comprehensive guide to operating and maintaining your Nespresso Vertuo Lattissima coffee machine, including setup, usage, milk preparation, troubleshooting, and technical specifications.</p>
	<p>Nespresso Vertuo Coffee Machine User Manual</p> <p>Comprehensive guide for Nespresso Vertuo coffee machines, covering setup, operation, cleaning, descaling, troubleshooting, and specifications for Vertuo Next, Vertuo Pop, and Vertuo Plus models.</p>
	<p>Nespresso Vertuo Coffee Machine User Manual: Setup, Operation, and Troubleshooting</p> <p>Comprehensive user manual for Nespresso Vertuo coffee machines (Next, Pop, Plus). Covers safety, setup, connectivity, operation, cleaning, descaling, troubleshooting, and specifications.</p>
	<p>Nespresso Vertuo Next User Manual</p> <p>User manual for the Nespresso Vertuo Next coffee machine, providing instructions on setup, operation, cleaning, descaling, troubleshooting, and warranty information.</p>