

Antari FT-200

Antari FT-200 Fog Machine

INSTRUCTION MANUAL

1. Introduction

This manual provides essential information for the safe and effective operation, maintenance, and troubleshooting of your Antari FT-200 Fog Machine. Please read this manual thoroughly before operating the unit and retain it for future reference.

2. Safety Information

Important Safety Precautions:

- Always connect the unit to a grounded power outlet.
- Use only Antari-approved fog fluid. Other fluids may cause damage or hazardous conditions.
- Do not immerse the unit in water or other liquids.
- Ensure adequate ventilation around the machine. Do not block ventilation openings.
- Keep out of reach of children.
- Do not operate if the power cord is damaged.
- Allow the machine to cool down completely before cleaning or servicing.
- Do not point the fog output directly at people or animals.

3. Package Contents

Verify that all items are present in the packaging:

- Antari FT-200 Fog Machine
- Power Cord
- User Manual (this document)

4. Setup

Follow these steps to set up your Antari FT-200 Fog Machine:

1. **Placement:** Place the fog machine on a flat, stable, and heat-resistant surface. Ensure there is sufficient space around the unit for proper ventilation.
2. **Fluid Reservoir:** Open the fluid reservoir compartment.



Image: The Antari FT-200 Fog Machine with its side panel open, revealing the internal fluid container. This shows how to access the reservoir for filling.

3. **Fill Fluid:** Carefully fill the fluid reservoir with Antari-approved fog fluid. Do not overfill. Close the reservoir compartment securely.
4. **Power Connection:** Connect the power cord to the machine's power inlet and then to a grounded electrical

outlet.

5. Operating

Operating the Antari FT-200 Fog Machine involves understanding its controls and proper usage.



Image: A front-angle view of the Antari FT-200 Fog Machine, highlighting its control panel. Visible elements include the display screen, two rotary knobs labeled 'TIMER' and 'VOLUME', and various input ports.

1. **Power On:** Turn the main power switch to the 'ON' position. The machine will begin its warm-up cycle. The display will indicate when the machine is ready for operation.

2. Controls:

- **TIMER Knob:** Adjusts the interval between fog bursts when in timer mode.
- **VOLUME Knob:** Controls the output volume of the fog.
- **ON/OFF Switch:** Manually triggers fog output.
- **DMX Control:** The FT-200 can be controlled via DMX. Refer to the DMX section for detailed instructions on DMX addressing and channel functions.

3. **Fog Output:** Once warmed up, use the controls to initiate fog production.

4. **Cool Down:** After use, turn off the machine and allow it to cool down completely before moving or storing.

6. Maintenance

Regular maintenance ensures the longevity and optimal performance of your FT-200 Fog Machine.

- **Cleaning:** Periodically clean the exterior of the machine with a soft, dry cloth. Do not use abrasive cleaners or solvents.
- **Fluid System Flush:** To prevent clogs, it is recommended to run a fog machine cleaning solution through the system every 30-40 hours of operation, or if the machine will be stored for an extended period.
- **Storage:** Store the machine in a cool, dry place, away from direct sunlight and extreme temperatures. Ensure the fluid reservoir is either empty or securely sealed.

7. Troubleshooting

If you encounter issues with your Antari FT-200, refer to the following common problems and solutions:

| Problem | Possible Cause | Solution |
|------------------------|---|--|
| No fog output | No power; No fluid; Clogged nozzle; Insufficient warm-up time | Check power connection; Fill fluid reservoir; Clean nozzle; Allow full warm-up |
| Weak fog output | Low fluid level; Partially clogged nozzle; Incorrect fluid type | Refill fluid; Clean nozzle; Use Antari-approved fluid |
| Machine not warming up | Power issue; Internal fault | Check power; Contact customer support |

If the problem persists after attempting these solutions, please contact Antari customer support.

8. Specifications

Technical specifications for the Antari FT-200 Fog Machine:

- **Item Weight:** 35.2 pounds
- **ASIN:** B07658PWTR
- **Date First Available:** October 4, 2017
- **Features:** IP-rated fog machine, 40,000 cfm output









9. Warranty and Support

Antari products are designed for reliability and performance. For warranty information and technical support, please

refer to the official Antari website or contact your authorized dealer. Keep your proof of purchase for warranty claims.

© 2024 Antari. All rights reserved.

Related Documents - FT-200

| | |
|---|---|
| <div><p>Antari FT-200 Fire Training Fog Machine User Manual</p></div> <div><p>English • Français • Deutsch • 中文</p><p>© 2024 Antari Lighting and Effects, LLC</p></div> | <p>Antari FT-200 Fire Training Fog Machine User Manual</p> <p>Comprehensive user manual for the Antari FT-200 Fire Training Fog Machine. This guide covers essential safety information, unpacking and inspection, product overview, setup instructions, detailed operation modes (timer, volume, DMX, wireless), control panel functions, menu settings, fluid recommendations, maintenance procedures, breaker reset, and technical specifications.</p> |
| <div><p>Antari FT-100 Fire Training Fog Machine User Manual - English - 中文</p></div> <div><p>© 2024 Antari Lighting and Effects, LLC</p></div> | <p>Antari FT-100 Fire Training Fog Machine User Manual</p> <p>Comprehensive user manual for the Antari FT-100 Fire Training Fog Machine, detailing setup, operation, safety precautions, maintenance, and technical specifications. Essential for fire training simulations.</p> |
| <div><p>Antari FT-70 Fire Training Fog Machine User Manual - English - 中文</p></div> <div><p>© 2024 Antari Lighting and Effects, LLC</p></div> | <p>Antari FT-70 Fire Training Fog Machine User Manual</p> <p>Comprehensive user manual for the Antari FT-70 Fire Training Fog Machine, covering safety, operation, maintenance, specifications, and troubleshooting. Includes details on wireless remote control and grounding instructions.</p> |
| <div><p>Antari FT-55 Pumpless Off-Mains Capable Smoke Generator User Manual</p></div> <div><p>© 2024 Antari Lighting and Effects, LLC</p></div> | <p>Antari FT-55 Smoke Generator User Manual - Operation, Safety, and Specifications</p> <p>Comprehensive user manual for the Antari FT-55 Pumpless Off-Mains Capable Smoke Generator. Covers safety, operation, maintenance, technical specifications, and spare parts.</p> |



Antari FT-20X Fog Machine User Manual - Safety and Unpacking

User manual for the Antari FT-20X Fog Machine, covering essential safety information, operating precautions, and unpacking instructions for safe and effective use.



Antari FT-20X Fire Training Fog Machine User Manual

User manual for the Antari FT-20X Fire Training Fog Machine, providing detailed instructions on safety, setup, operation, DMX control, remote operation, maintenance, and technical specifications.